



US00D762745S

(12) **United States Design Patent**
Galiatsis

(10) **Patent No.:** **US D762,745 S**

(45) **Date of Patent:** **** Aug. 2, 2016**

(54) **REFRIGERATOR**

(71) Applicant: **Frigoglass Commercial S.A.I.C.**,
Athens (GR)

(72) Inventor: **Petros-Irodotos Galiatsis**, Patras (GR)

(73) Assignee: **Frigoglass Commercial S.A.I.C.**,
Athens (GR)

(**) Term: **14 Years**

(21) Appl. No.: **29/510,147**

(22) Filed: **Nov. 25, 2014**

(51) **LOC (10) Cl.** **15-07**

(52) **U.S. Cl.**
USPC **D15/85**

(58) **Field of Classification Search**
USPC D15/79-91
CPC F25D 23/028; F25D 23/02; F25D 25/025;
F25D 23/00; F25D 2323/021; F25D 11/00;
F25D 2323/024; F25D 23/04; F25D 29/00;
F25D 25/02; F25D 25/024; F25D 27/005;
F25D 23/12; F25D 29/005; F25D 17/042;
F25D 2325/021; F25D 2323/02
See application file for complete search history.

(56) **References Cited**

U.S. PATENT DOCUMENTS

D449,843 S * 10/2001 Kim D15/81
D452,395 S * 12/2001 Trulaske, Sr. D15/85

D516,592 S * 3/2006 Ikeda D15/85
D659,725 S * 5/2012 Wolfe D15/85
D662,527 S * 6/2012 Garcia D15/86
D733,768 S * 7/2015 Resch D15/81

* cited by examiner

Primary Examiner — Daniel Bui

Assistant Examiner — Khawaja Anwar

(74) *Attorney, Agent, or Firm* — Womble Carlyle Sandridge
& Rice, LLP


(57) **CLAIM**

The ornamental design for a refrigerator, as shown in the accompanying drawings and as described above.

DESCRIPTION

FIG. 1 is a perspective view of a refrigerator;
FIG. 2 is another perspective view of the refrigerator of FIG. 1;
FIG. 3 is a front elevation view of the refrigerator of FIG. 1;
FIG. 4 is a right side elevation view of the refrigerator of FIG. 1;
FIG. 5 is a left side elevation view of the refrigerator of FIG. 1;
FIG. 6 is a top plan view of the refrigerator of FIG. 1; and,
FIG. 7 is a bottom plan view of the refrigerator of FIG. 1.
The views of the refrigerator not shown form no part of the claimed design. The broken lines shown herein are for illustrative purposes and form no part of the claimed design.

1 Claim, 6 Drawing Sheets






FIG. 1




FIG. 2

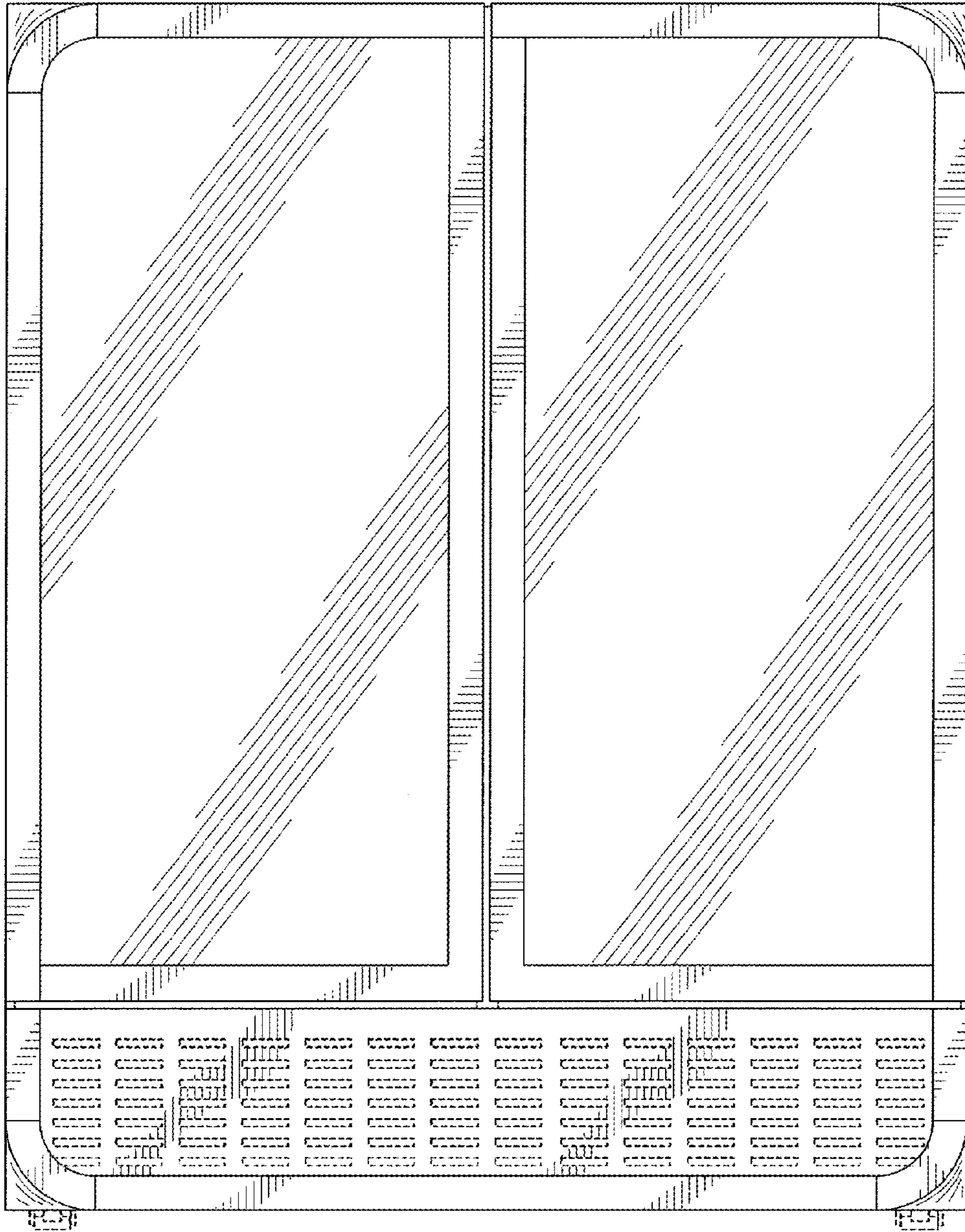


FIG. 3




FIG. 4




FIG. 5

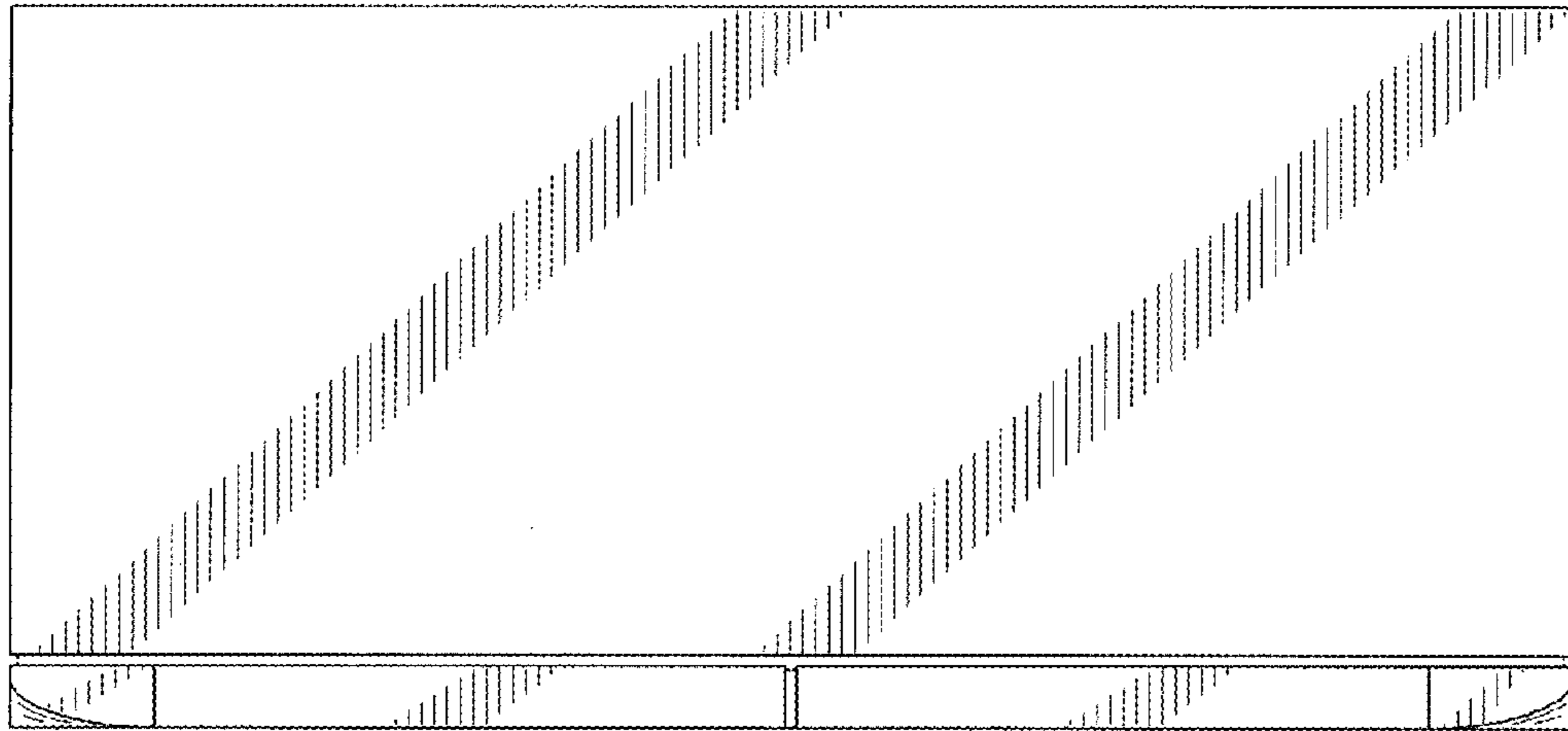


FIG. 6




FIG. 7