



US00D762743S

(12) **United States Design Patent**  
**Fan**

(10) **Patent No.:** **US D762,743 S**

(45) **Date of Patent:** **\*\* Aug. 2, 2016**

(54) **PORTABLE EVAPORATIVE COOLER**

D501,488 S \* 2/2005 Sato ..... D15/81  
D701,888 S \* 4/2014 Schumaker ..... D15/81  
D734,371 S \* 7/2015 Lei ..... D15/80

(71) Applicant: **Jerry Fan**, Birmingham, AL (US)

\* cited by examiner

(72) Inventor: **Jerry Fan**, Birmingham, AL (US)

*Primary Examiner* — Daniel Bui

(\*\*) Term: **14 Years**

*Assistant Examiner* — Khawaja Anwar

(21) Appl. No.: **29/512,465**

(74) *Attorney, Agent, or Firm* — Scott A. Hill; The Hill Law Firm, PLC

(22) Filed: **Dec. 19, 2014**

(51) **LOC (10) Cl.** ..... **15-07**

(52) **U.S. Cl.**  
USPC ..... **D15/81**

(58) **Field of Classification Search**  
USPC ..... D15/79–91  
CPC ..... F25D 23/028; F25D 23/02; F25D 25/025;  
F25D 23/00; F25D 2323/021; F25D 11/00;  
F25D 2323/024; F25D 23/04; F25D 29/00;  
F25D 25/02; F25D 25/024; F25D 27/005;  
F25D 23/12; F25D 29/005; F25D 17/042;  
F25D 2325/021

See application file for complete search history.

(57) **CLAIM**

The ornamental design for a portable evaporative cooler, as shown and described.

**DESCRIPTION**

FIG. 1 is a perspective view of a portable evaporative cooler showing my new design;  
FIG. 2 is a side elevational view thereof; with the view from the other side being a mirror image thereof;  
FIG. 3 is a front elevational view thereof; and,  
FIG. 4 is a top plan view thereof.

(56) **References Cited**

**U.S. PATENT DOCUMENTS**

D449,844 S \* 10/2001 Kim ..... D15/81

**1 Claim, 2 Drawing Sheets**


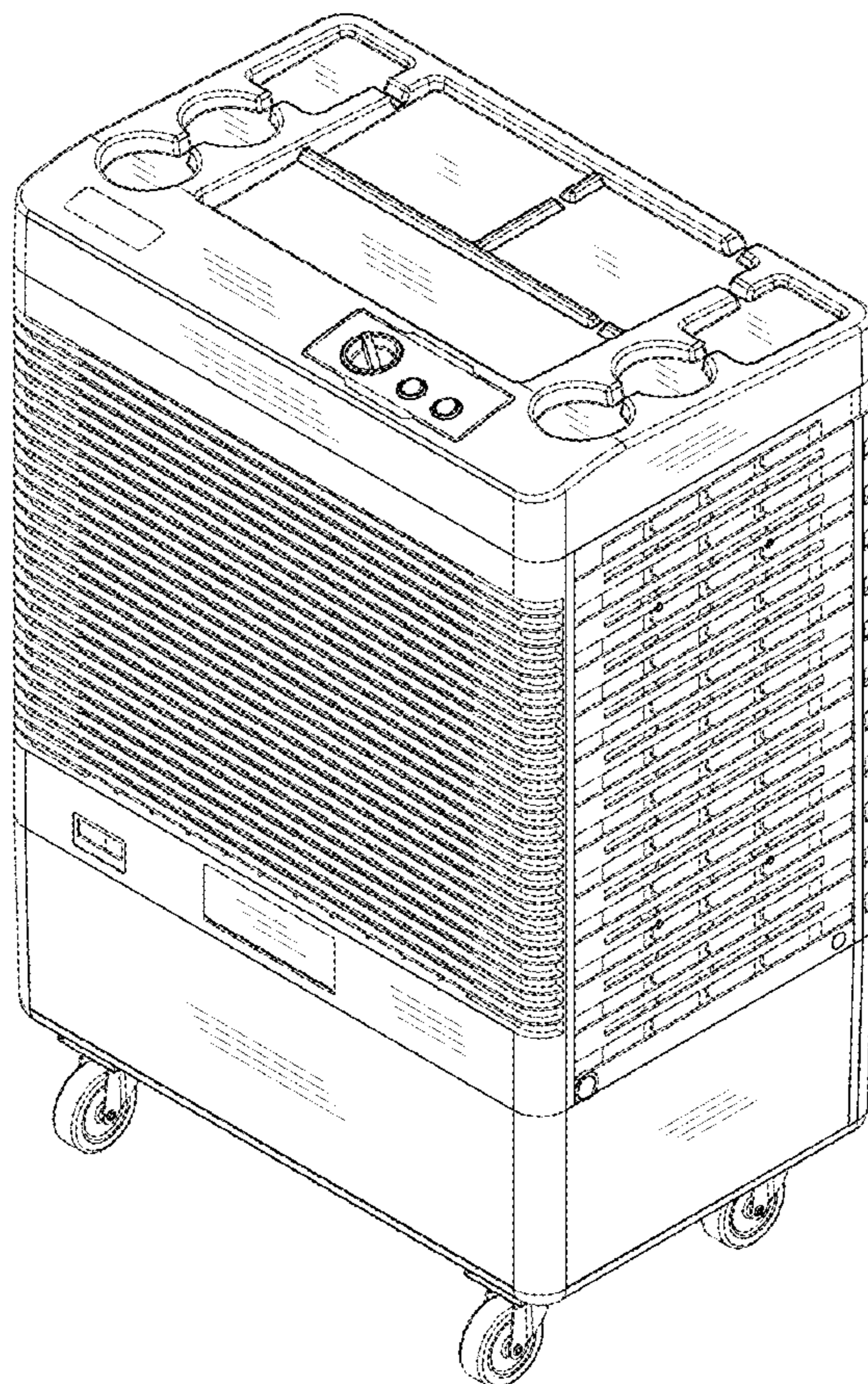


Fig. 1

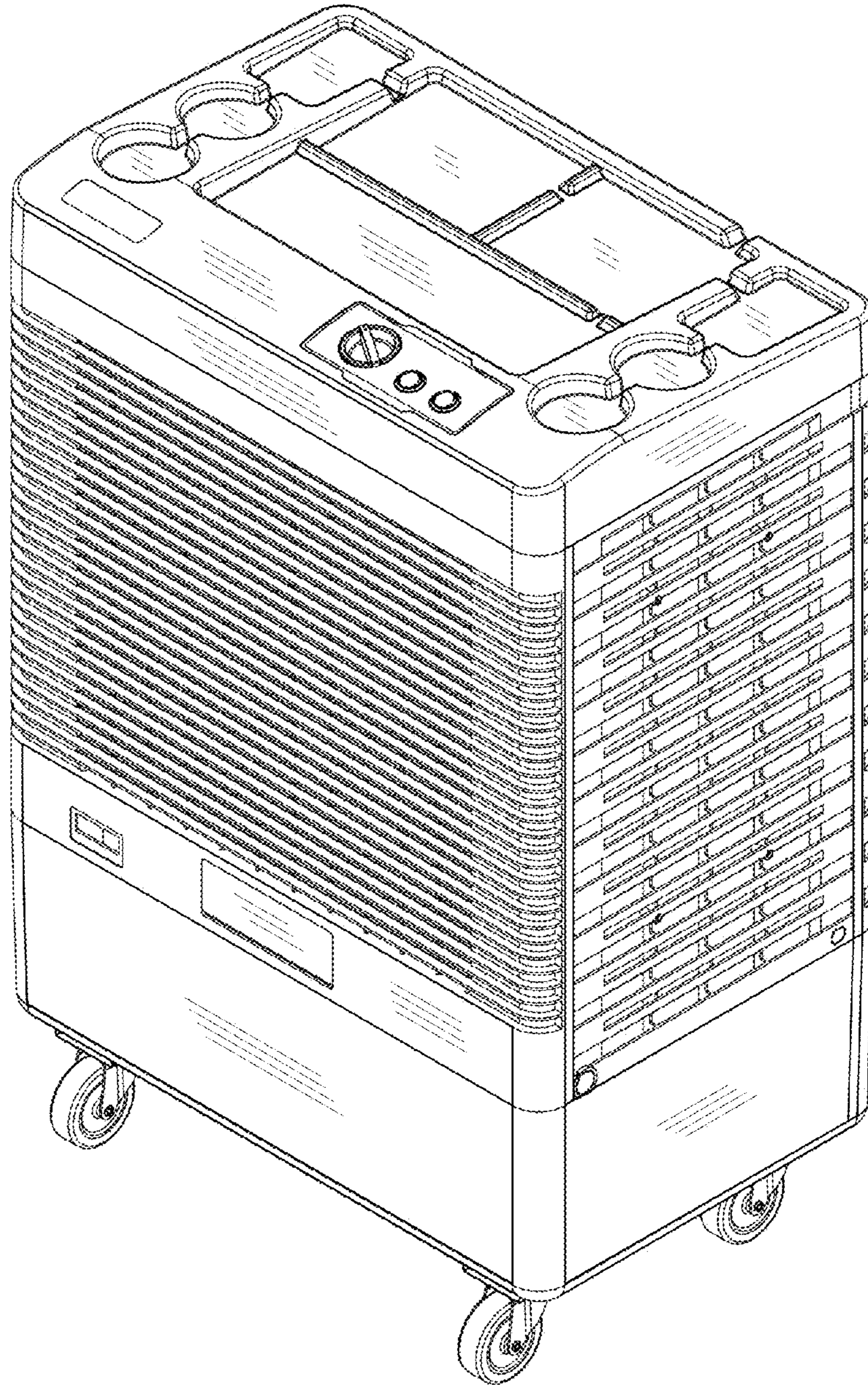


Fig. 2

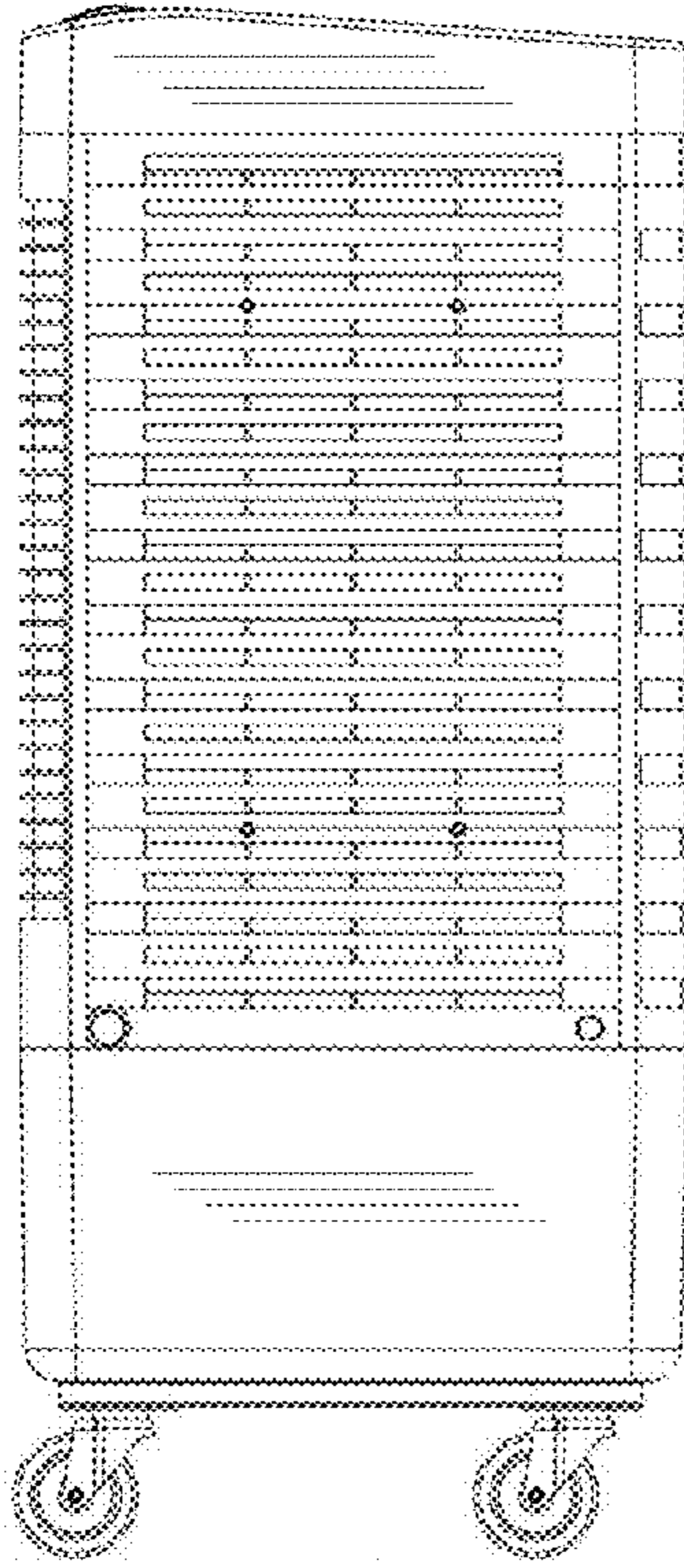


Fig. 3

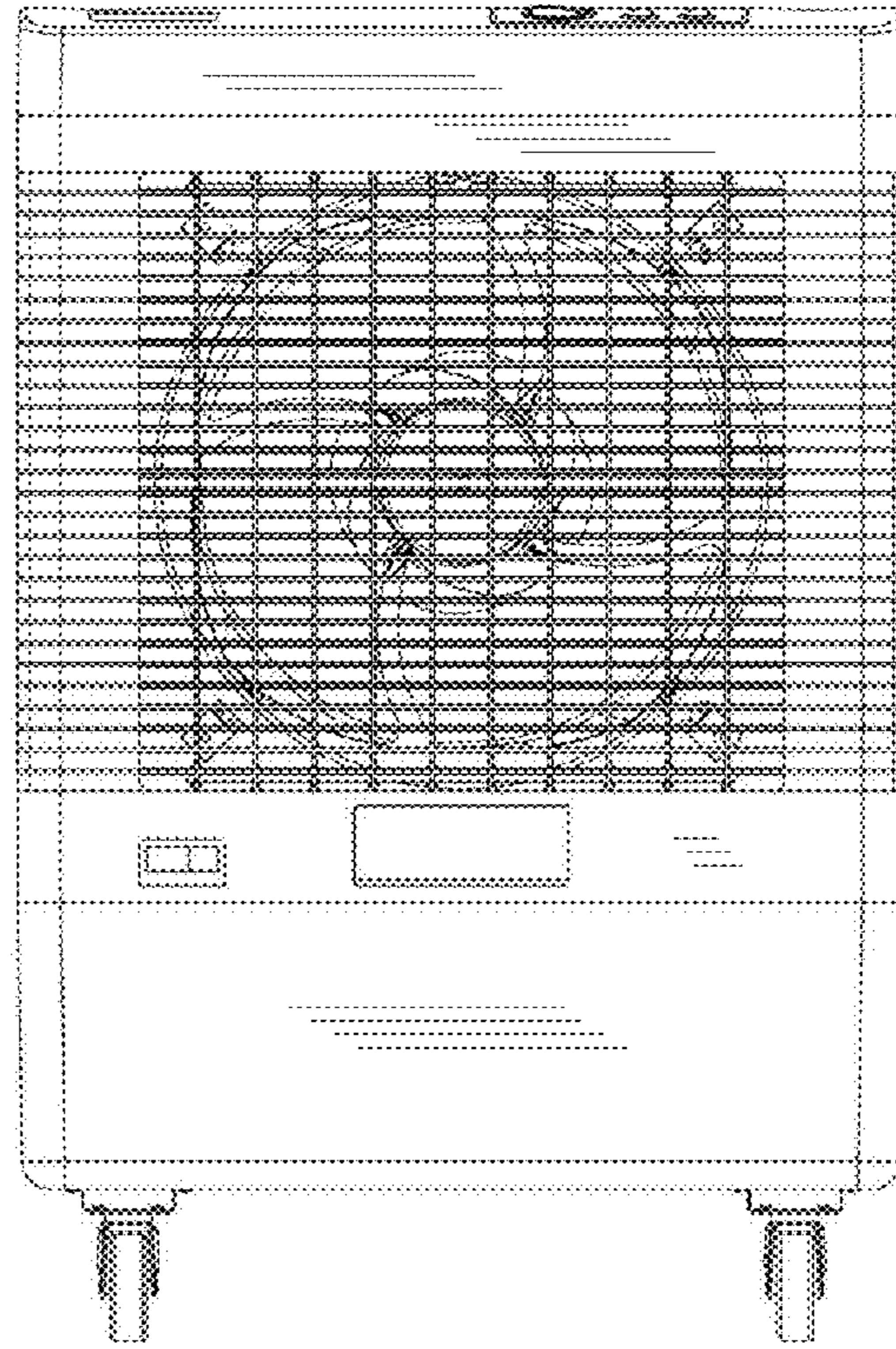


Fig. 4

