

US00D762685S

(12) **United States Design Patent**
Eom et al.

(10) **Patent No.:** **US D762,685 S**

(45) **Date of Patent:** **** Aug. 2, 2016**

(54) **DISPLAY SCREEN OR PORTION THEREOF WITH ANIMATED GRAPHICAL USER INTERFACE**

(71) Applicant: **Samsung Electronics Co., Ltd.**, Suwon-si (KR)

(72) Inventors: **SukKyoung Eom**, Seongnam-si (KR); **Jihyun Moon**, Seoul (KR); **Yongman Park**, Yongin-si (KR)

(73) Assignee: **SAMSUNG ELECTRONICS CO., LTD.**, Suwon-Si, Gyeonggi-Do (KR)

(**) Term: **14 Years**

(21) Appl. No.: **29/483,407**

(22) Filed: **Feb. 28, 2014**

(30) **Foreign Application Priority Data**

Aug. 29, 2013 (KR) 30-2013-0044391

(51) **LOC (10) Cl.** **14-04**

(52) **U.S. Cl.**
USPC **D14/486**

(58) **Field of Classification Search**
USPC D14/485-495
CPC G06F 3/048; G06F 3/0482
See application file for complete search history.

(56) **References Cited**

U.S. PATENT DOCUMENTS

D599,812 S *	9/2009	Hirsch	D14/488
D633,920 S *	3/2011	Luke	D14/486
D638,853 S *	5/2011	Brinda	D14/488
D642,192 S *	7/2011	Arnold	D14/487
D643,438 S *	8/2011	Gardner	D14/486
D673,167 S *	12/2012	Woo	D14/487
D686,237 S *	7/2013	Alucema	D14/486
D695,778 S *	12/2013	Edwards	D14/488
D695,779 S *	12/2013	Edwards	D14/488
D699,743 S *	2/2014	Arnold	D14/488
D701,518 S *	3/2014	Thornton	D14/486

D701,527 S *	3/2014	Brinda	D14/488
D705,251 S *	5/2014	Pearson	D14/488
D707,249 S *	6/2014	Yamada	D14/488
D716,338 S *	10/2014	Lee	D14/488
D721,381 S *	1/2015	Pereira	D14/485
D721,382 S *	1/2015	Brinda	D14/486
D721,722 S *	1/2015	Lee	D14/486
D735,742 S *	8/2015	Lee	D14/486
D738,383 S *	9/2015	Lim	D14/485
D738,394 S *	9/2015	Chaudhri	D14/486
D738,910 S *	9/2015	Drozd	D14/488
D739,871 S *	9/2015	Arriola	D14/488
D741,897 S *	10/2015	Wilkinson	D14/488
2012/0151415 A1 *	6/2012	Park	G06F 3/04883 715/835

* cited by examiner

Primary Examiner — Kevin Rudzinski

(74) *Attorney, Agent, or Firm* — Ladas & Parry LLP

(57) **CLAIM**

The ornamental design for a display screen or portion thereof with animated graphical user interface, as shown and described.

DESCRIPTION

FIG. 1 is the first image in a sequence for a display screen or portion thereof with animated graphical user interface showing our new design;

FIG. 2 is the second image thereof;

FIG. 3 is the third image thereof;

FIG. 4 is the fourth image thereof;

FIG. 5 is the fifth image thereof;

FIG. 6 is the sixth image thereof; and,

FIG. 7 is the seventh image thereof.

The broken lines shown in the drawing illustrate portions of the graphical user interface and display screen and form no part of the claimed design.

The appearance of the image transitions sequentially between the images shown in FIGS. 1-7.

The process or period in which one image transitions to another forms no part of the claimed design.

1 Claim, 7 Drawing Sheets

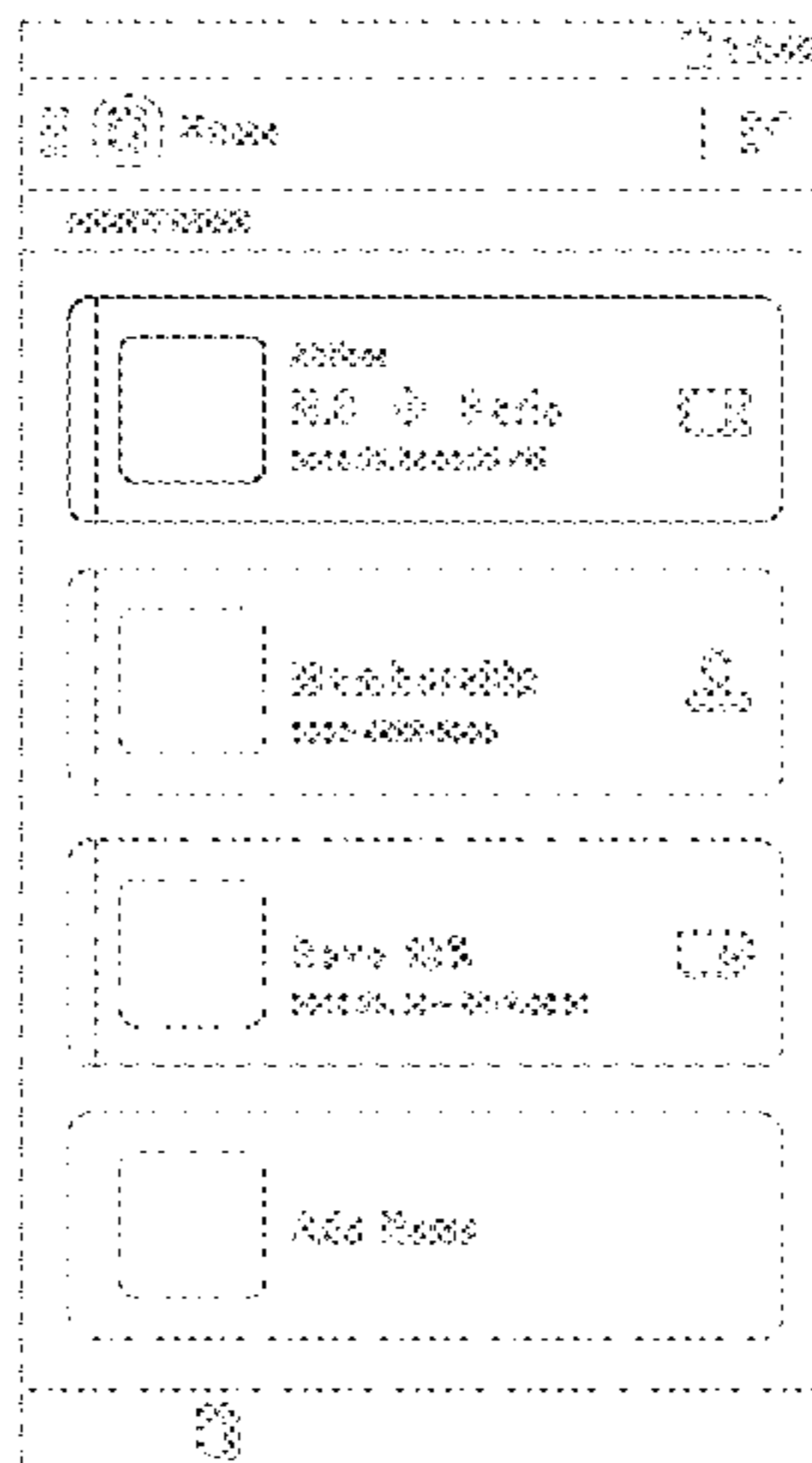


Fig. 1

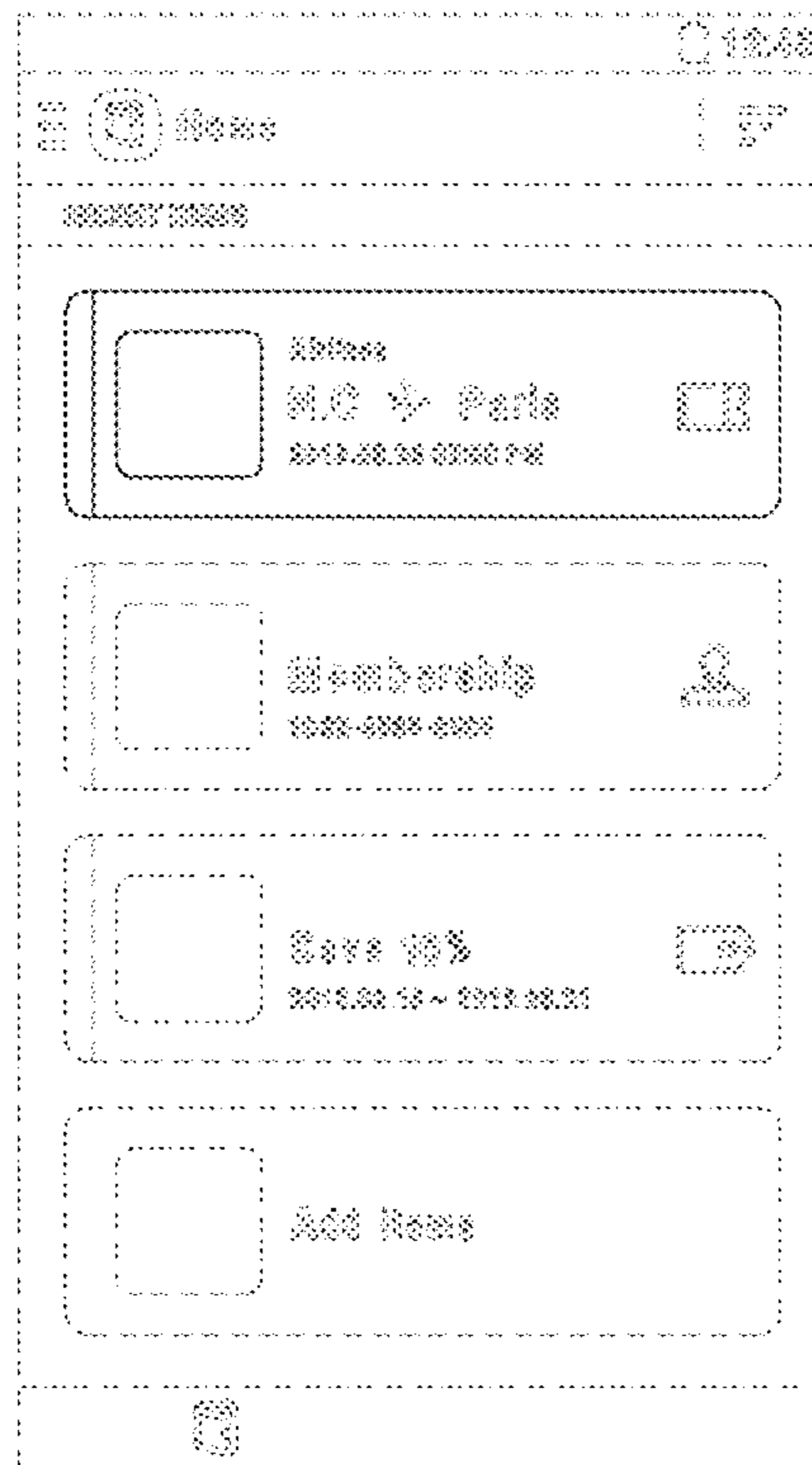


Fig. 2

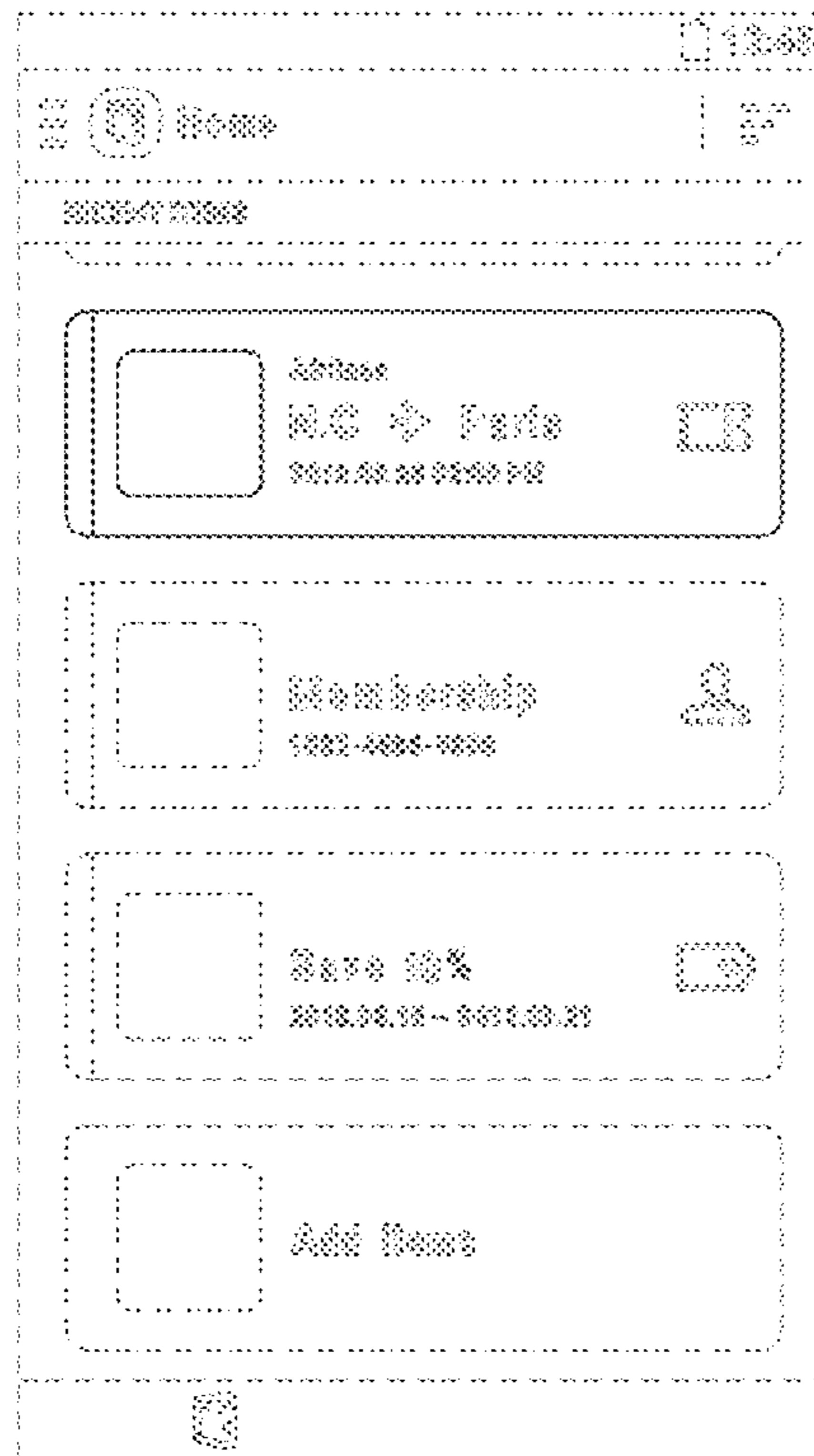


Fig. 3

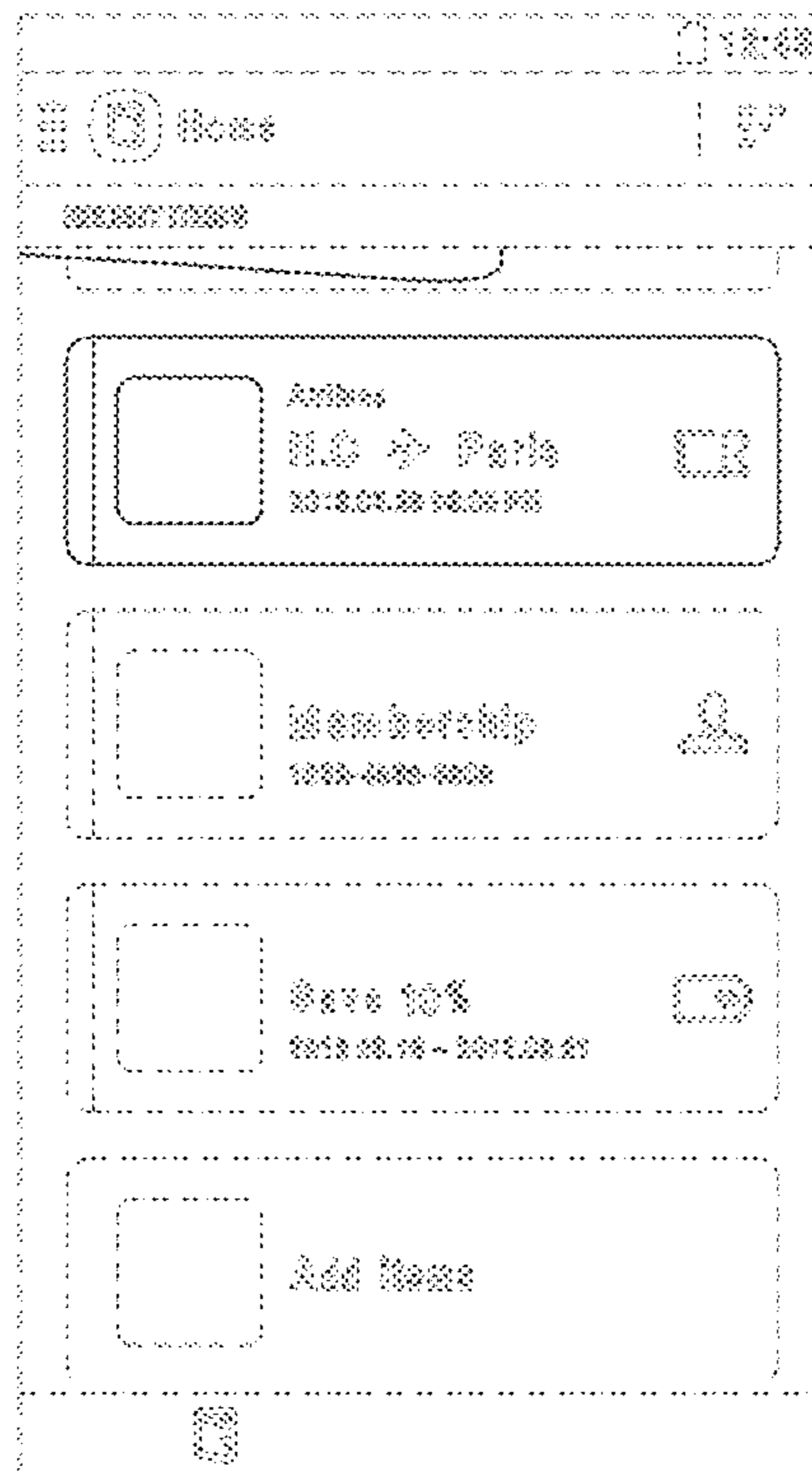


Fig. 4

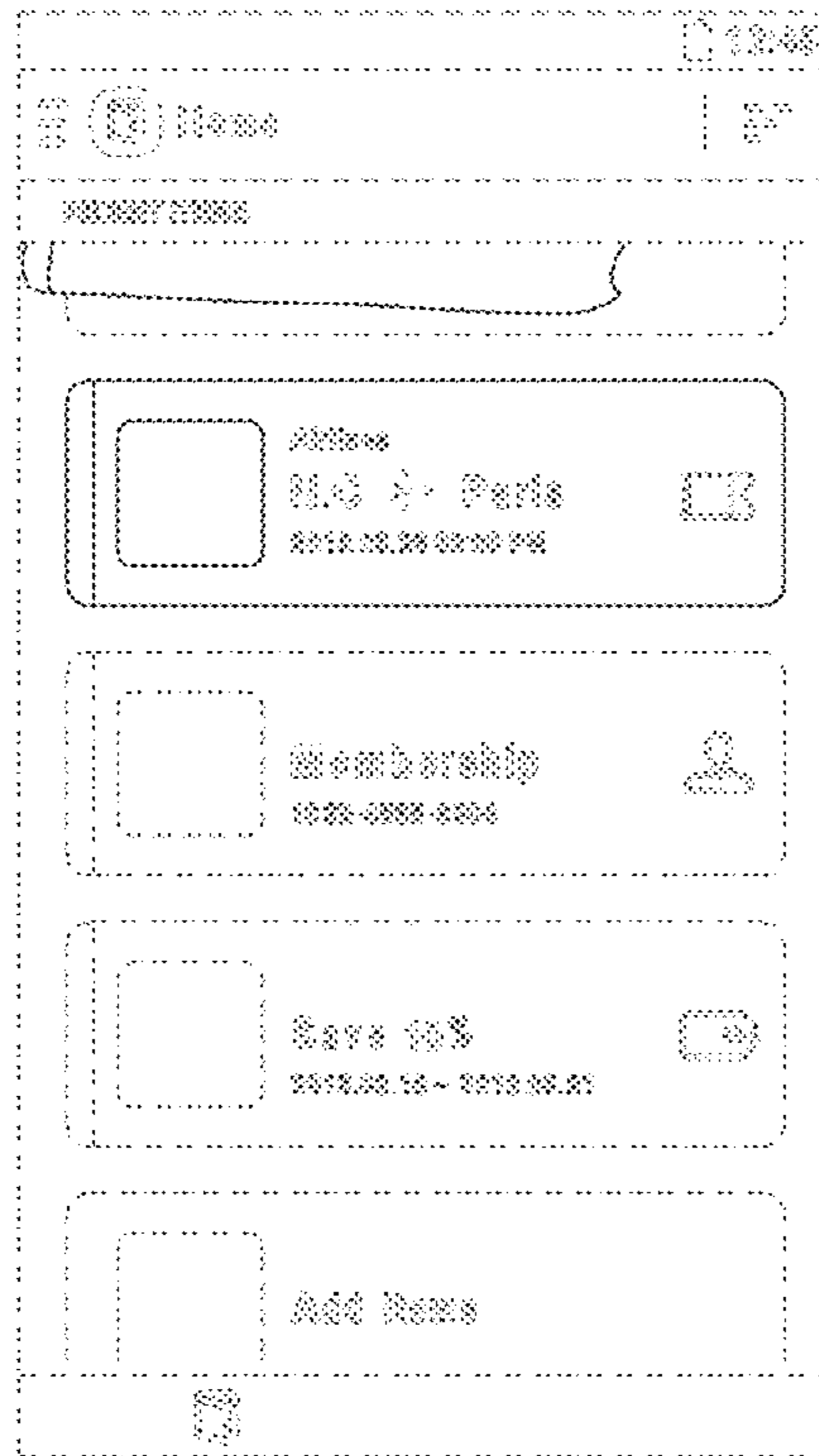


Fig. 5

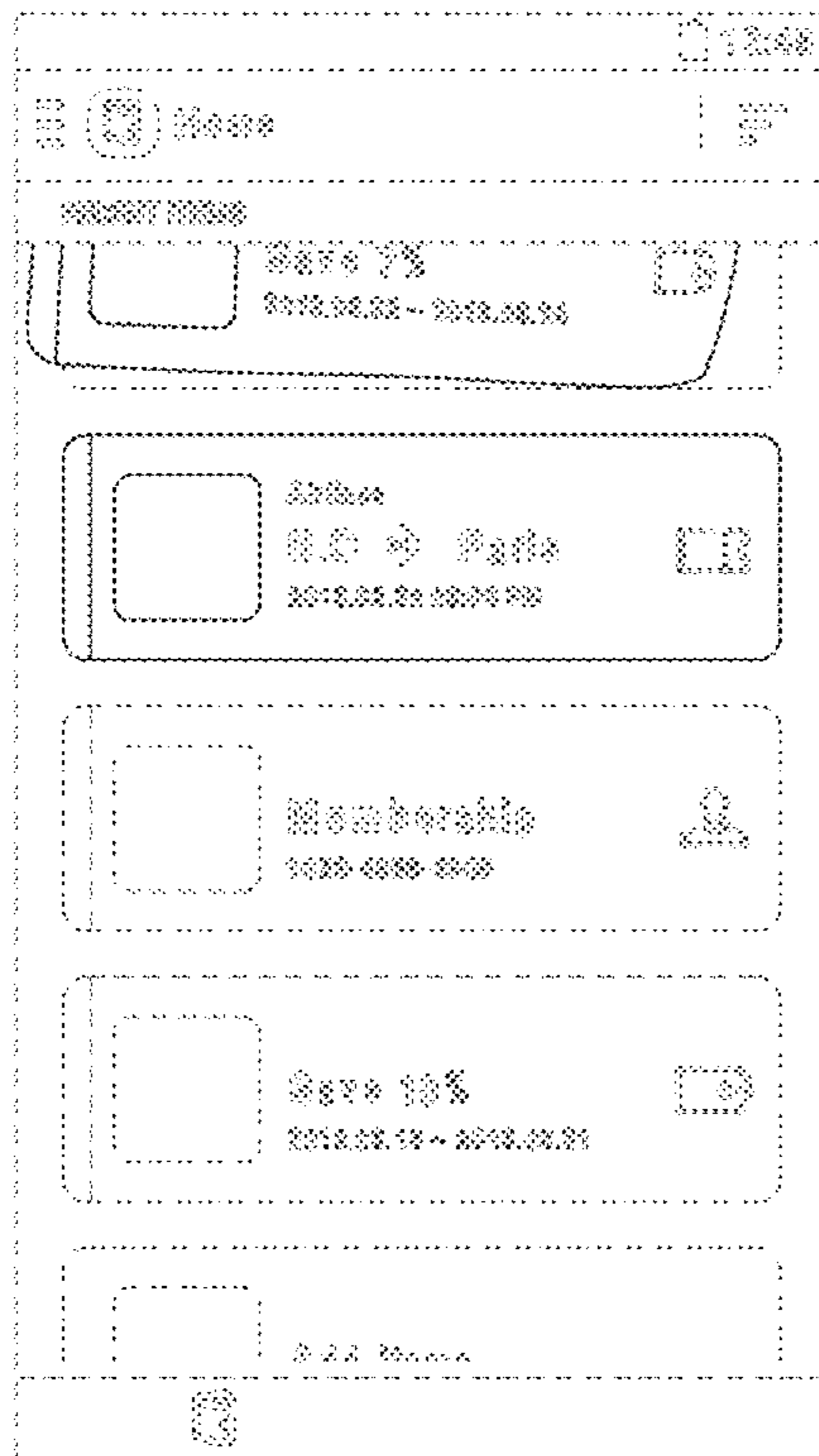


Fig. 6

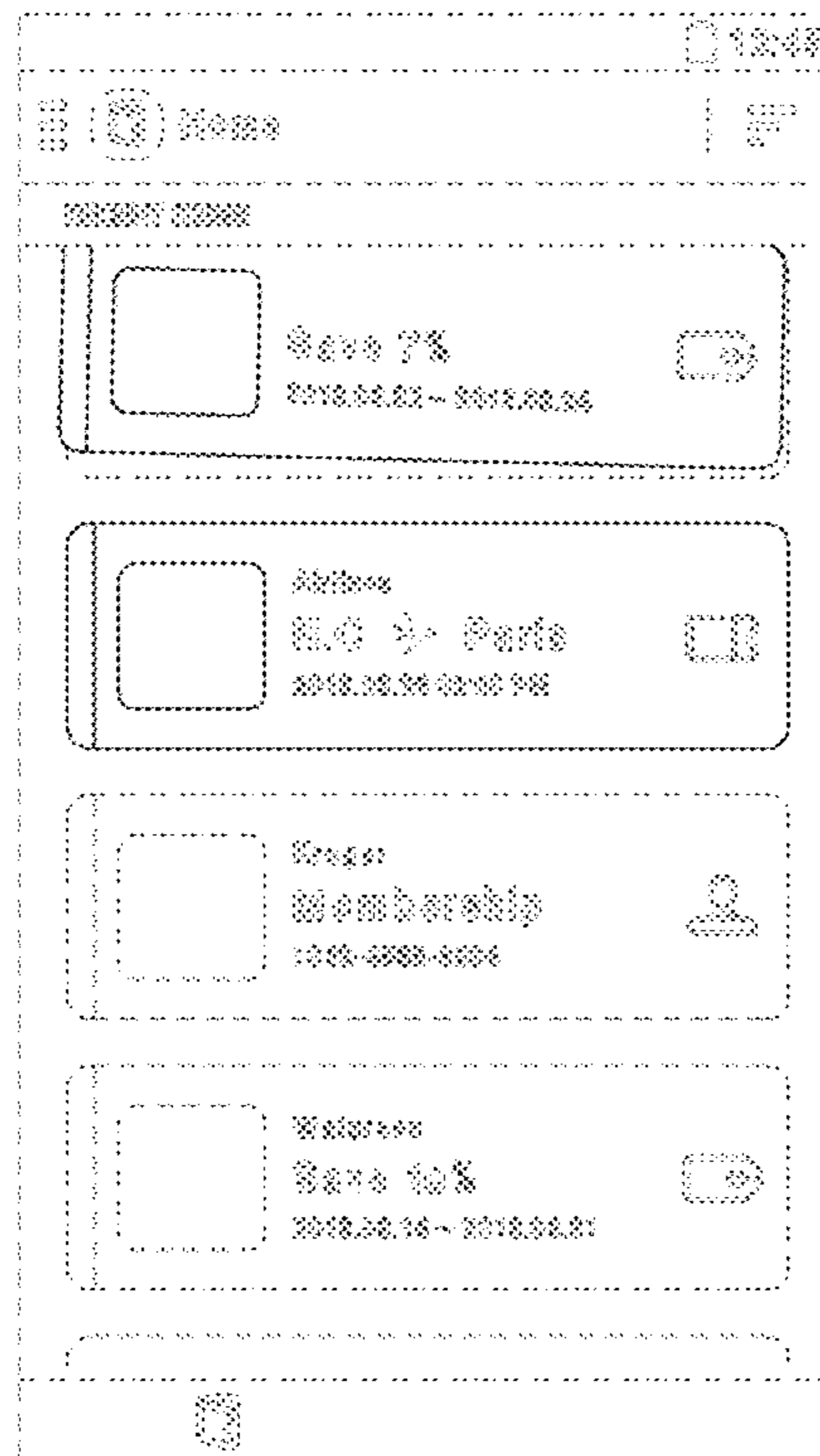


Fig. 7

