



US00D762653S

(12) **United States Design Patent**
Guack

(10) **Patent No.:** **US D762,653 S**

(45) **Date of Patent:** **** Aug. 2, 2016**

(54) **INPUT DEVICE FOR INTEGRATING A
PHYSICAL AND VIRTUAL INTERFACE**

(71) Applicant: **Logitech Europe S.A.**, Lausanne (CH)

(72) Inventor: **Erik Guack**, Cork (IE)

(73) Assignee: **Logitech Europe S.A.**, Lausanne (CH)

(**) Term: **14 Years**

(21) Appl. No.: **29/523,872**

(22) Filed: **Apr. 14, 2015**

(51) **LOC (10) Cl.** **14-02**

(52) **U.S. Cl.**
USPC **D14/455**

(58) **Field of Classification Search**
USPC D14/391–393, 396, 320, 247, 455, 457;
D18/1, 2, 6, 7; 200/5 A, 5 R, 6 A, 6 R;
178/17 A, 17 C; 235/145 A, 145 R;
341/22, 23, 160, 168; 400/472,
400/484–486, 488, 489, 492; 361/680;
345/168

CPC G06F 3/0216; G06F 3/0231

See application file for complete search history.

(56) **References Cited**

U.S. PATENT DOCUMENTS

D678,277 S *	3/2013	Groene	D14/391
D692,902 S *	11/2013	Groene	D14/455
D696,667 S *	12/2013	Helwig	D14/392
D735,196 S *	7/2015	Son	D14/392
D745,521 S *	12/2015	Jiang	D14/392

* cited by examiner

Primary Examiner — Ian Simmons

Assistant Examiner — Harold Blackwell, II

(74) *Attorney, Agent, or Firm* — Kilpatrick Townsend & Stockton LLP

(57) **CLAIM**

The ornamental design for an input device for integrating a physical and virtual interface, as shown and described.

DESCRIPTION

FIG. 1 is a perspective view of an input device for integrating a physical and virtual interface showing my new design; FIG. 2 is a perspective view thereof; FIG. 3 is a top plan view thereof; FIG. 4 is a bottom plan view thereof; FIG. 5 is a front elevational view thereof; FIG. 6 is a rear elevational view thereof; FIG. 7 is a left side elevational view thereof; and, FIG. 8 is a right side elevational view thereof. The broken lines shown represent unclaimed subject matter and form no part of the claimed design.

1 Claim, 5 Drawing Sheets





FIG. 1



FIG. 2

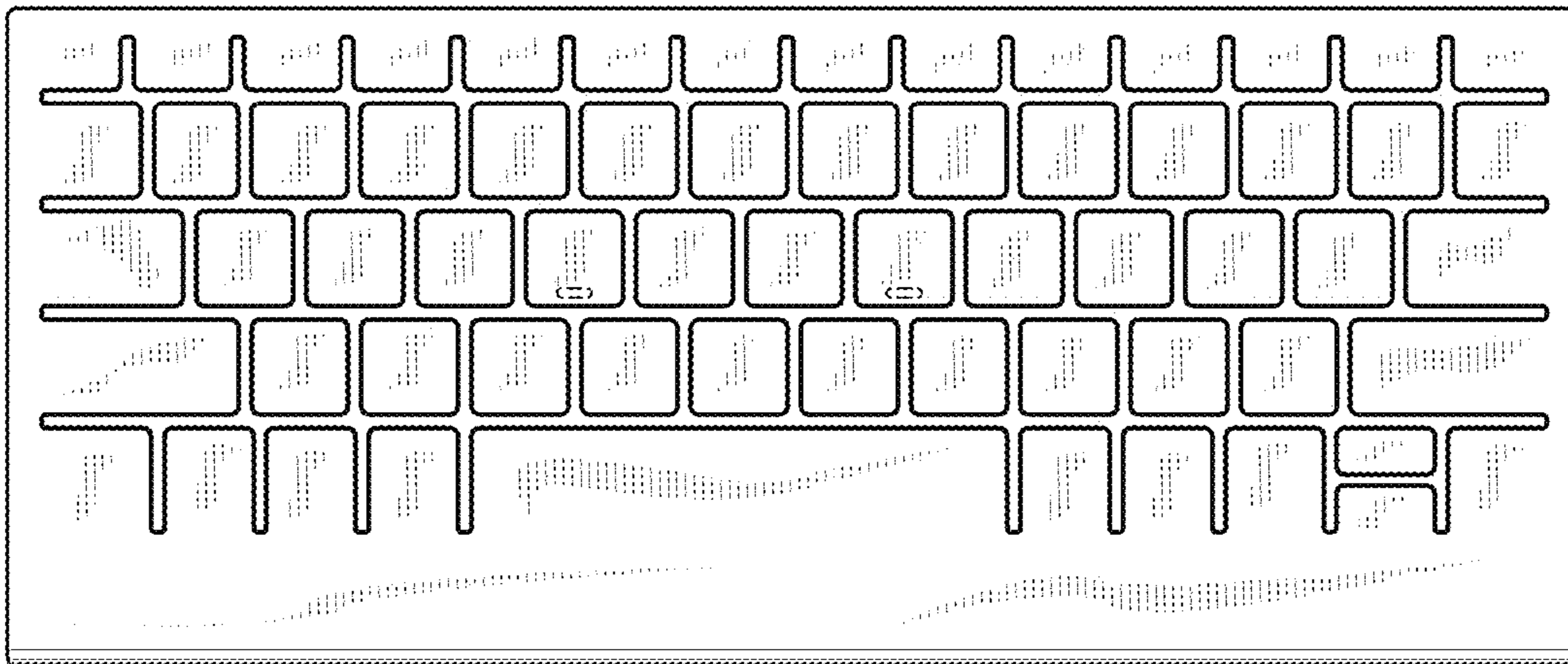


FIG. 3

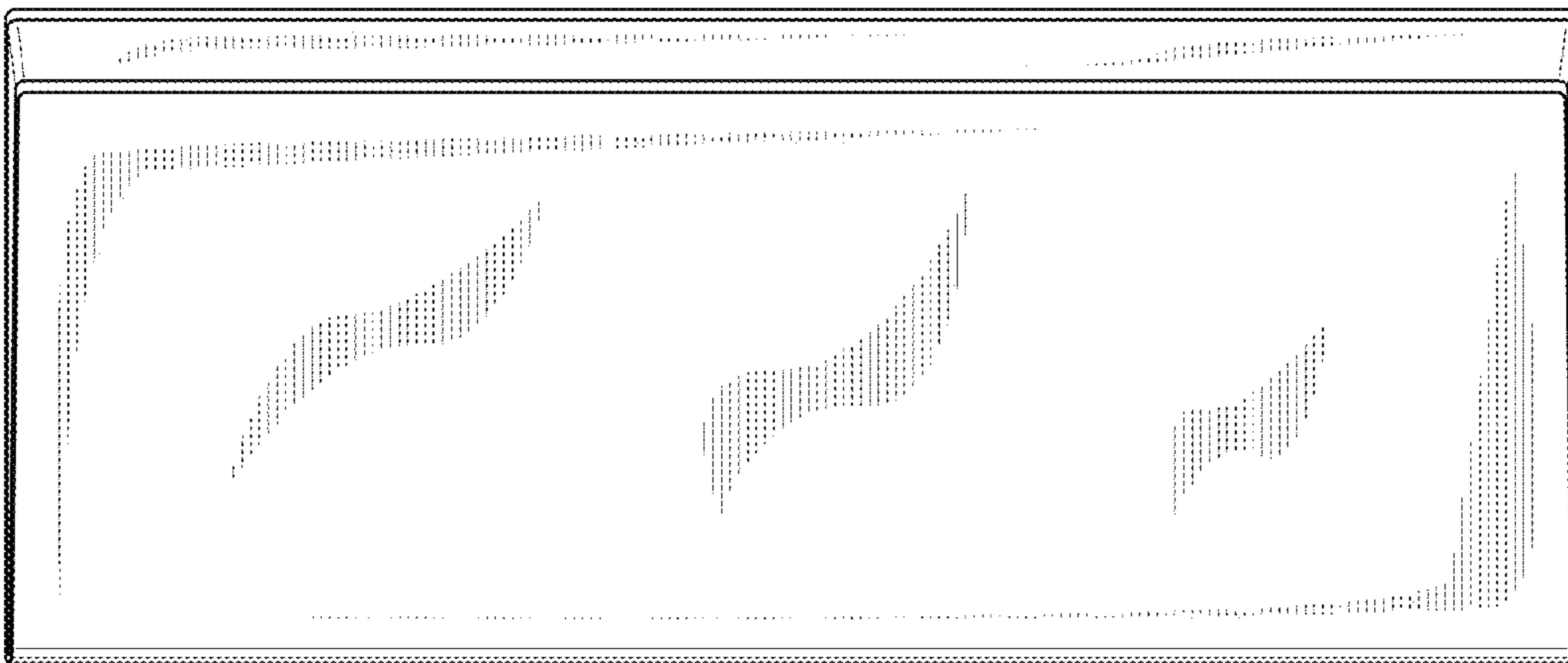


FIG. 4




FIG. 5



FIG. 6




FIG. 7




FIG. 8