



US00D762630S

(12) **United States Design Patent**  
**Shin et al.**

(10) **Patent No.:** **US D762,630 S**

(45) **Date of Patent:** **\*\* Aug. 2, 2016**

(54) **COVER FOR ELECTRONIC DEVICE WITH DISPLAY**

(71) Applicant: **SAMSUNG ELECTRONICS CO., LTD.**, Suwon-si (KR)

(72) Inventors: **Changbong Shin**, Suwonsi (KR);  
**SungJin Park**, Seoul (KR); **JongIn Lee**, Suwonsi (KR)

(73) Assignee: **Samsung Electronics Co., Ltd.**, Suwon-Si (KR)

(\*\*) Term: **14 Years**

(21) Appl. No.: **29/468,081**

(22) Filed: **Sep. 26, 2013**

(51) **LOC (10) Cl.** ..... **14-03**

(52) **U.S. Cl.**  
USPC ..... **D14/250**

(58) **Field of Classification Search**  
USPC ..... D14/238.1, 250, 440, 203.3–203.7, 217, D14/240, 248, 251–253, 447, 496, 144, 149, D14/159, 172, 194, 204, 221, 224.1; D3/201, 218, 247, 269, 273, 301, 303; D13/103, 107–108, 119  
CPC ..... A45C 1/06; A45C 11/00; A45C 13/02; A45C 2011/002; A45F 5/02; A45F 2005/026; A45F 2200/0525; A45F 2200/0516; H04B 1/3888; H04M 1/0283; H04M 1/0202  
See application file for complete search history.

(56) **References Cited**

**U.S. PATENT DOCUMENTS**

D624,064 S *	9/2010	Esposito	.....	D14/250
D676,448 S *	2/2013	Gorman et al.	.....	D14/440
D682,279 S *	5/2013	Fuchs	.....	D14/440
D686,626 S *	7/2013	Tan	.....	D14/440
D695,745 S *	12/2013	Kim	.....	D14/440
D704,181 S *	5/2014	Stevinson	.....	D14/250

D705,783 S *	5/2014	Weng	.....	D14/440
D706,270 S *	6/2014	Akana et al.	.....	D14/440
8,763,795 B1 *	7/2014	Oten et al.	.....	206/45.23
D713,834 S *	9/2014	Almstrom	.....	D14/250
D723,020 S *	2/2015	Kim et al.	.....	D14/250
D726,173 S *	4/2015	Kim et al.	.....	D14/250
2003/0150756 A1 *	8/2003	Kajiya	.....	206/320
2011/0155630 A1 *	6/2011	Qin	.....	206/701
2012/0087100 A1 *	4/2012	Ku	.....	361/807
2012/0153116 A1 *	6/2012	Harrison	.....	248/460
2012/0220340 A1 *	8/2012	Sirpal et al.	.....	455/566
2012/0305424 A1 *	12/2012	Sogabe et al.	.....	206/320
2013/0015088 A1 *	1/2013	Wu	.....	206/320
2014/0166505 A1 *	6/2014	Yu et al.	.....	206/37
2014/0204511 A1 *	7/2014	Oh et al.	.....	361/679.01
2014/0376192 A1 *	12/2014	Park et al.	.....	361/728
2015/0024812 A1 *	1/2015	Xie et al.	.....	455/575.8
2015/0105128 A1 *	4/2015	Huang et al.	.....	455/575.8

\* cited by examiner

*Primary Examiner* — Carla Jobe Wright

(74) *Attorney, Agent, or Firm* — Ladas & Parry LLP

(57) **CLAIM**

We claim the ornamental design for a cover for electronic device with display, as shown and described.

**DESCRIPTION**

FIG. 1 is a front perspective view of a cover for electronic device with display showing our new design; FIG. 2 is a front elevation view thereof; FIG. 3 is a rear elevation view thereof; FIG. 4 is a left-side elevation view thereof; FIG. 5 is a right-side elevation view thereof; FIG. 6 is a top view thereof; FIG. 7 is a bottom view thereof; FIG. 8 is a rear perspective view thereof; and, FIG. 9 is a front perspective view of the cover for electronic device with display shown in an example environment. The broken lines in the drawings depict environmental structure that forms no part of the claimed design.

**1 Claim, 8 Drawing Sheets**

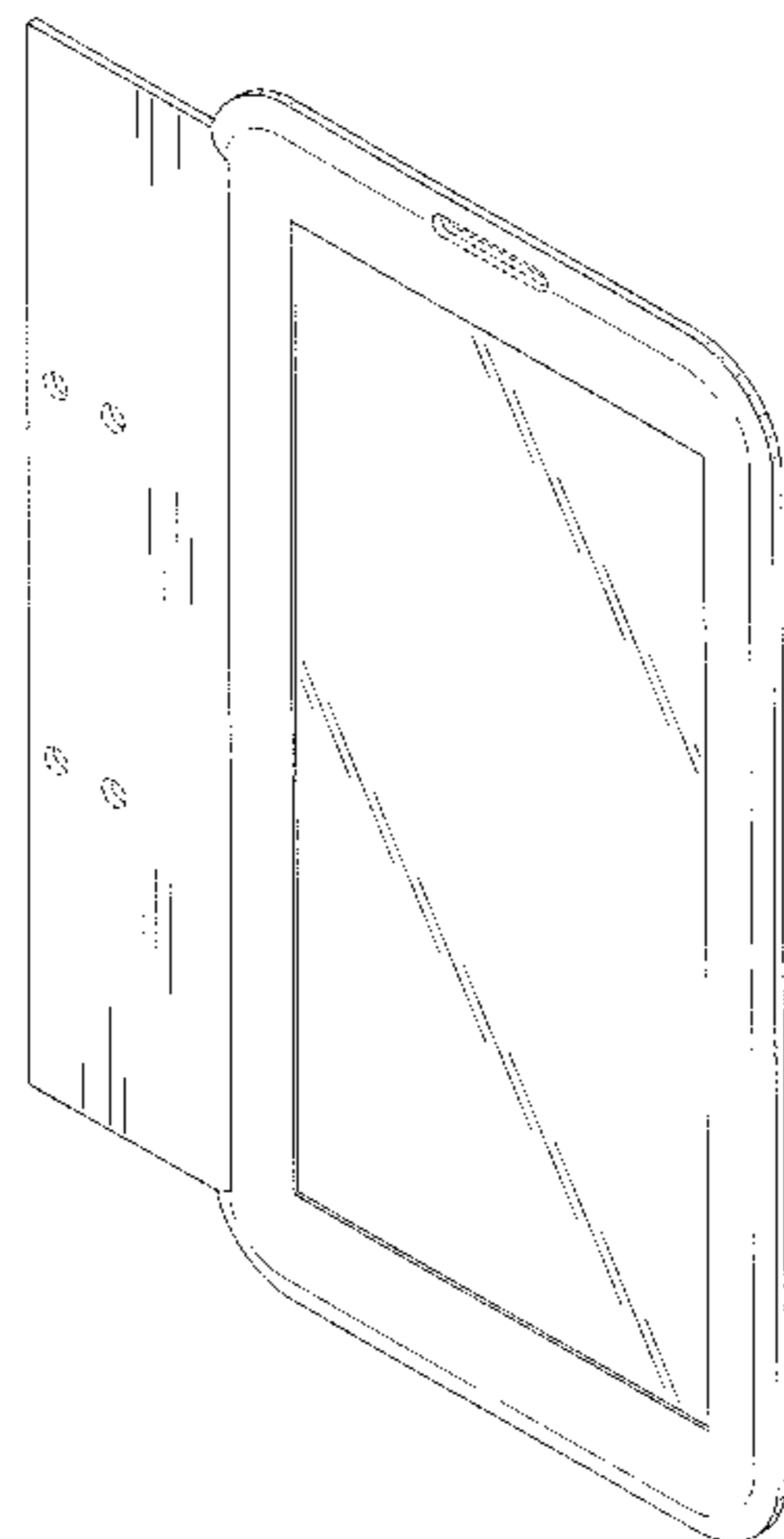


FIG. 1

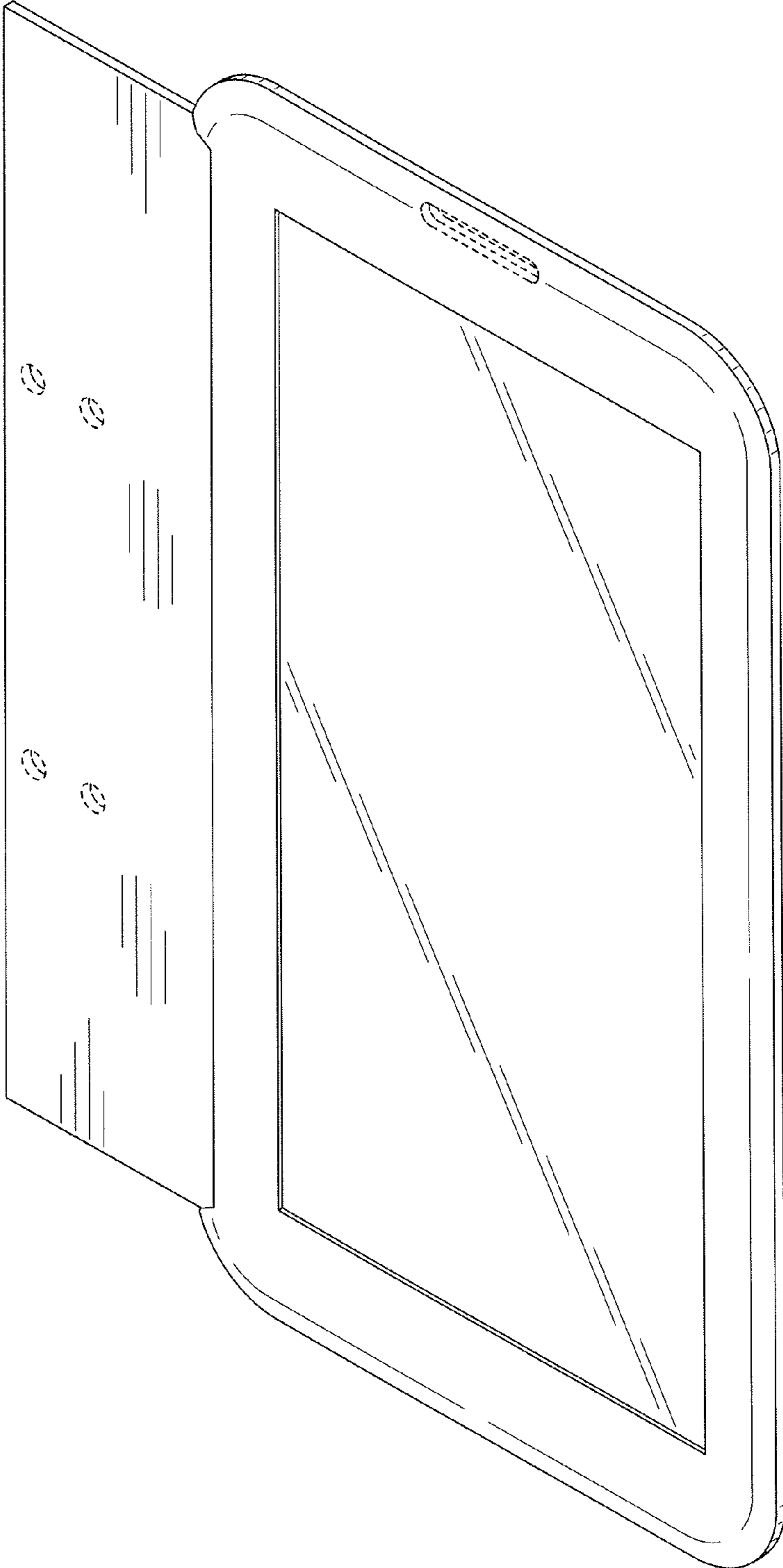


FIG. 2

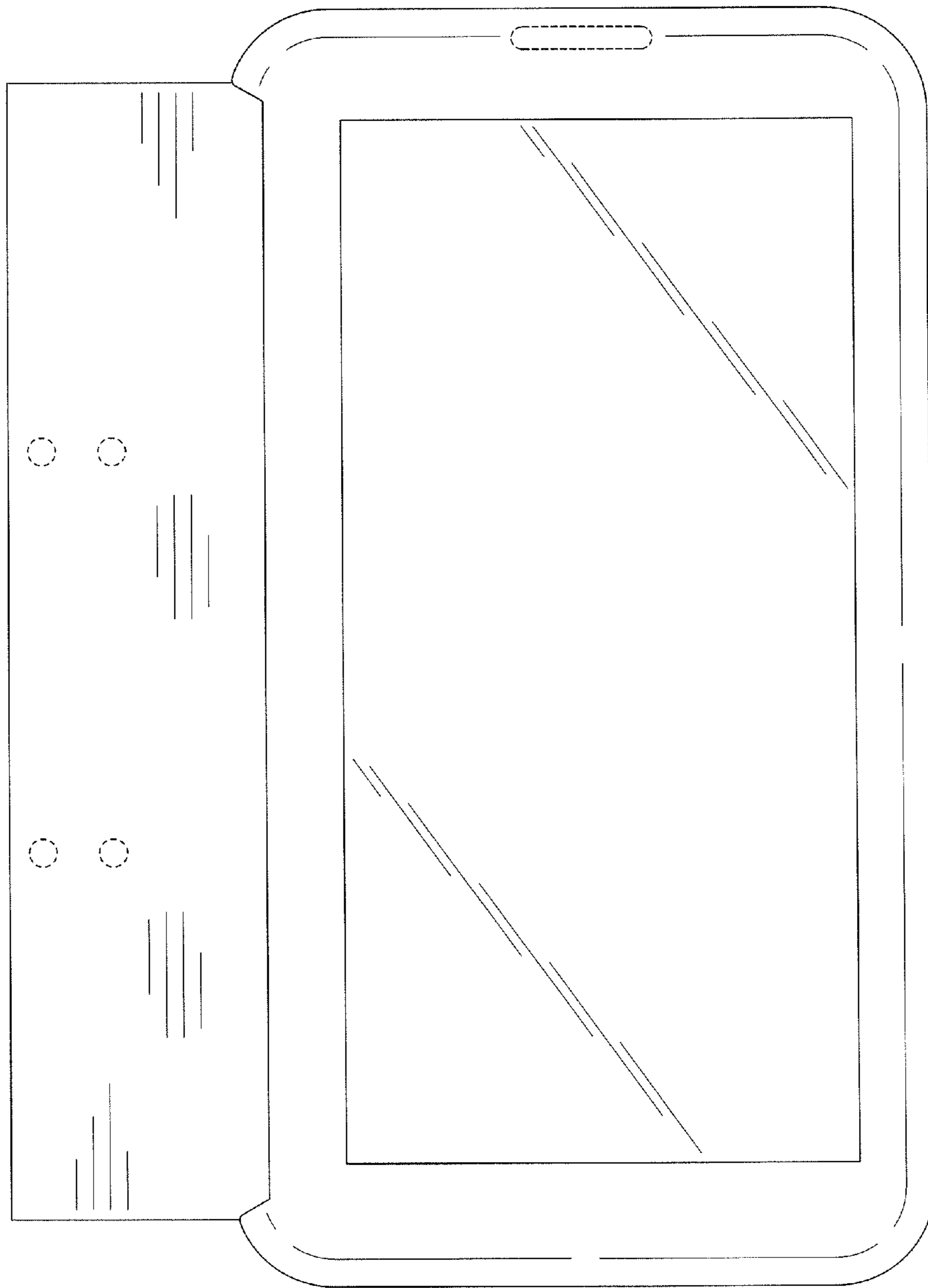


FIG. 3




FIG. 4




FIG. 5



FIG. 6




FIG. 7




FIG. 8






FIG. 9

