

US00D762629S

(12) **United States Design Patent**
Lee

(10) **Patent No.:** **US D762,629 S**
(45) **Date of Patent:** **** Aug. 2, 2016**

(54) **MOBILE PHONE**

(71) Applicant: **LG ELECTRONICS INC.**, Seoul (KR)

(72) Inventor: **Sungho Lee**, Seoul (KR)

(73) Assignee: **LG Electronics Inc.**, Seoul (KR)

(**) Term: **14 Years**

(21) Appl. No.: **29/504,792**

(22) Filed: **Oct. 9, 2014**

(30) **Foreign Application Priority Data**

Apr. 10, 2014 (KR) 30-2014-0018095

(51) **LOC (10) Cl.** **14-03**

(52) **U.S. Cl.**
USPC **D14/248**

(58) **Field of Classification Search**
USPC ... D14/138 G, 138 AD, 248, 138 R, 138 AC,
D14/247, 137, 341-347
CPC H04M 1/0202; H04M 1/0235; H04M
1/0237; H04M 1/0239; H04M 1/0266; H04M
1/0268; H04M 1/027; H04M 1/0295
See application file for complete search history.

(56) **References Cited**

U.S. PATENT DOCUMENTS

D488,471 S * 4/2004 Yagawa D14/346
D494,949 S * 8/2004 Arnholt D14/138 AA
D517,038 S * 3/2006 Lee D14/138 AD
D540,767 S * 4/2007 Kim D14/138 AB
D540,769 S * 4/2007 Lee D14/138 AB
D552,070 S * 10/2007 Park D14/138 AB
D556,719 S * 12/2007 Lee D14/138 AB
D557,240 S * 12/2007 Lee D14/138 AB
D558,713 S * 1/2008 Kim D14/138 AD
D601,988 S * 10/2009 Bang D14/138 G
D621,378 S * 8/2010 Kim D14/138 AD
D635,537 S * 4/2011 Kim D14/138 G
7,996,051 B2 * 8/2011 Demuyneck H04M 1/0216
455/550.1

D693,789 S * 11/2013 Ryu D14/138 G
D706,252 S * 6/2014 Kim D14/248
D714,768 S * 10/2014 Park D14/248
D724,044 S * 3/2015 Reivo D14/138 G
D730,334 S * 5/2015 Shin D14/248
D733,109 S * 6/2015 Reivo D14/248
D735,703 S * 8/2015 Reivo D14/248
D751,523 S * 3/2016 Min D14/138 G
D752,538 S * 3/2016 Husgafvel D14/138 G
2004/0174430 A1 * 9/2004 Sawahara H04N 5/23293
348/14.02
2009/0237812 A1 * 9/2009 Tseng G02B 13/0055
359/808
2010/0234076 A1 * 9/2010 Park G06F 3/0362
455/566
2014/0128128 A1 * 5/2014 Bunton H01Q 1/24
455/569.1

* cited by examiner

Primary Examiner — Bridget L Eland

(74) *Attorney, Agent, or Firm* — Birch, Stewart, Kolasch & Birch, LLP

(57) **CLAIM**

The ornamental design for a mobile phone, as shown and described.

DESCRIPTION

FIG. 1 is a rear perspective view of a mobile phone showing my new design;
FIG. 2 is a front view thereof;
FIG. 3 is a rear view thereof;
FIG. 4 is a left side view thereof where the right side view is a mirror image;
FIG. 5 is a top plan view thereof;
FIG. 6 is a bottom plan view thereof; and,
FIG. 7 is a front perspective view thereof.
The evenly spaced broken lines immediately adjacent to the claim, encompassing unshaded regions in the FIG. 6 view, and the dash-dot broken lines define the bounds of the claimed design while the evenly spaced broken lines showing the remainder of the article are directed to environment; the broken lines form no part of the claimed design.

1 Claim, 6 Drawing Sheets

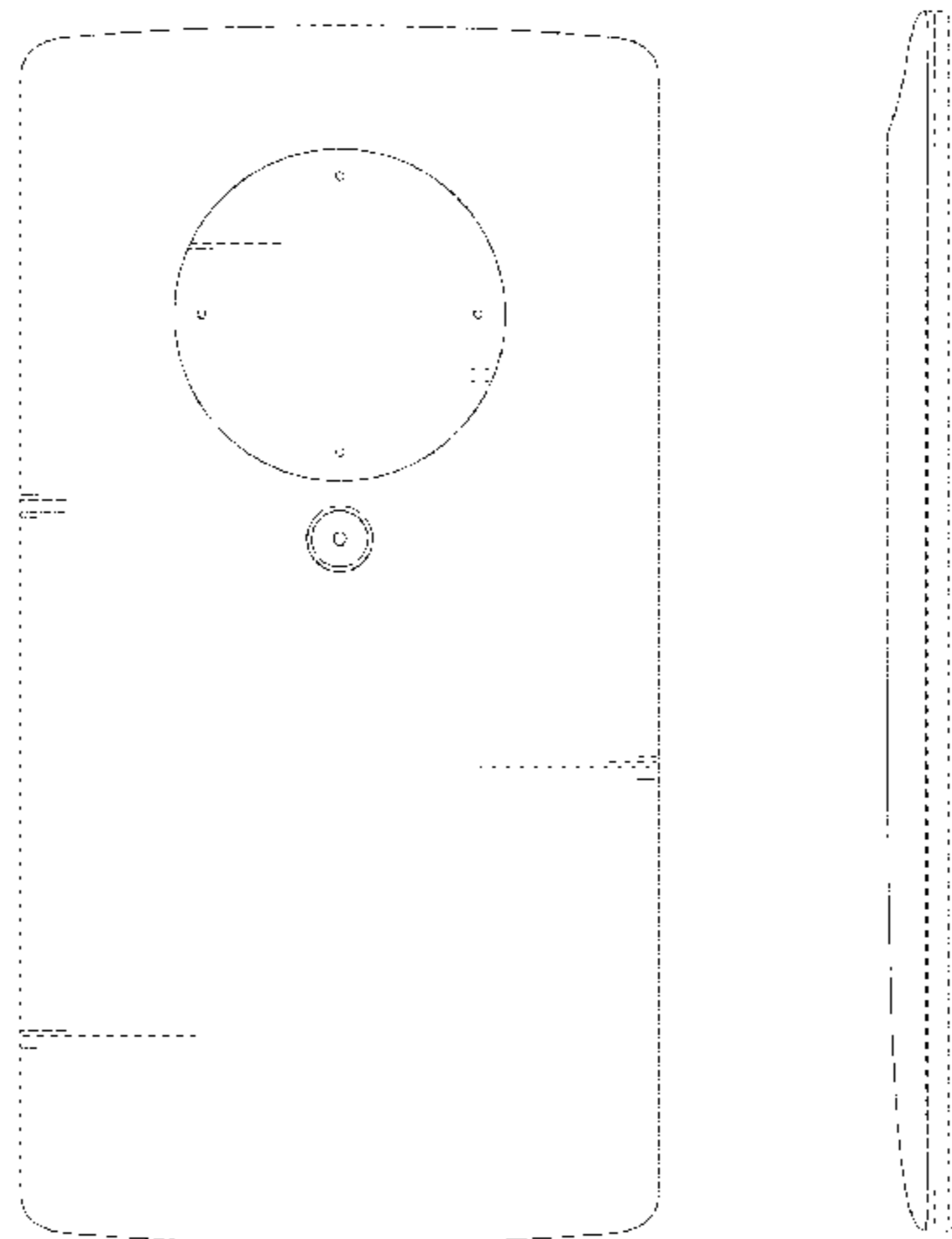


FIG. 1

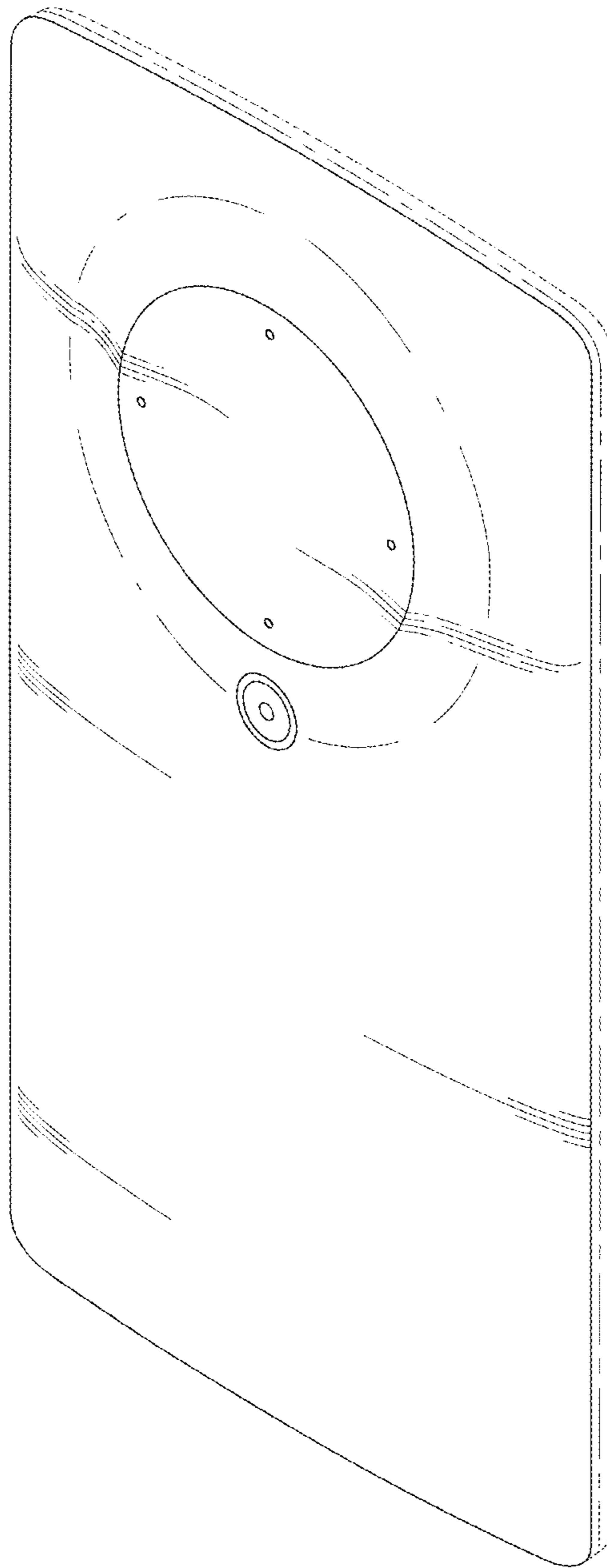


FIG. 2



FIG. 3

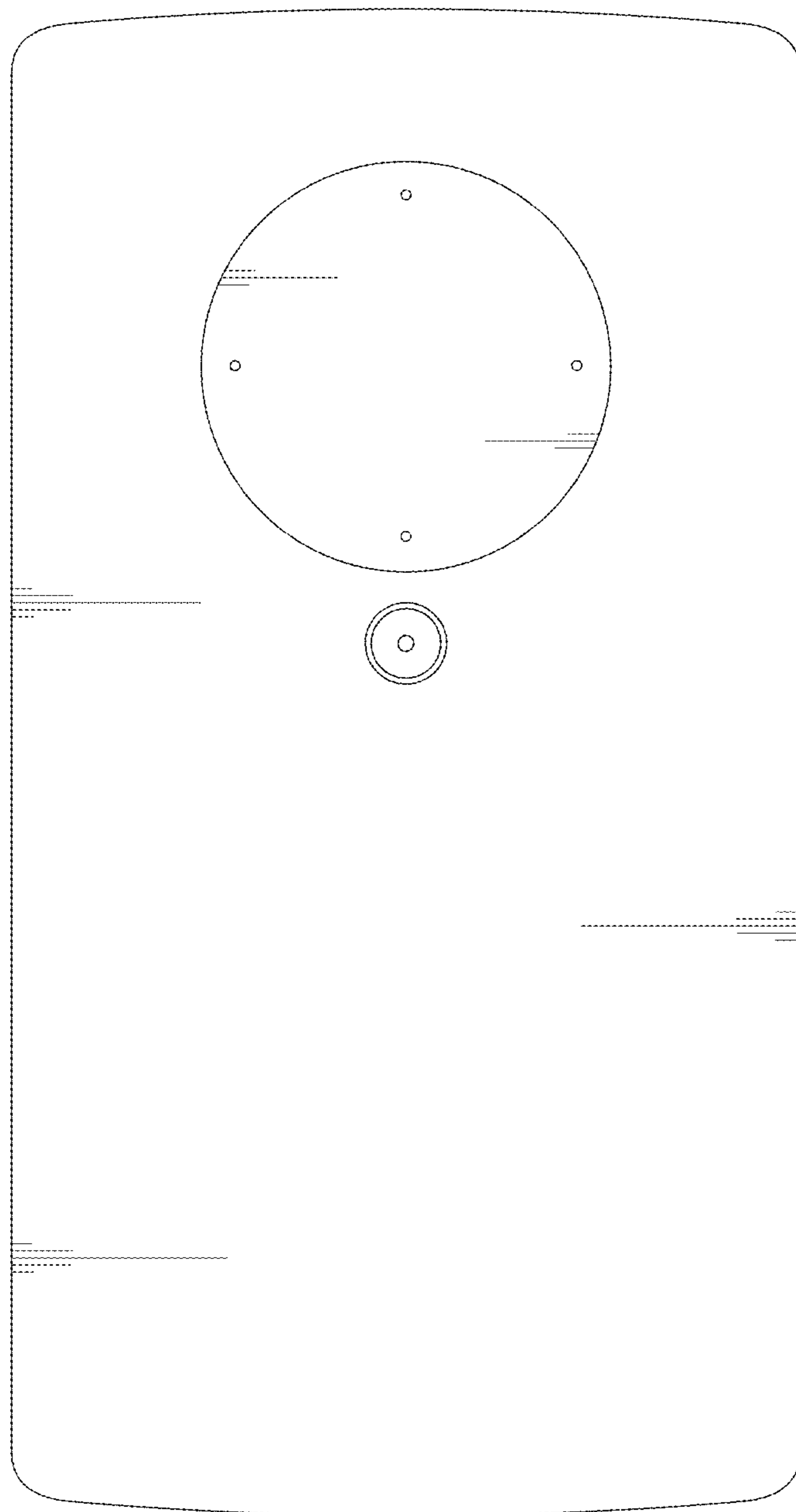


FIG. 4




FIG. 5




FIG. 6

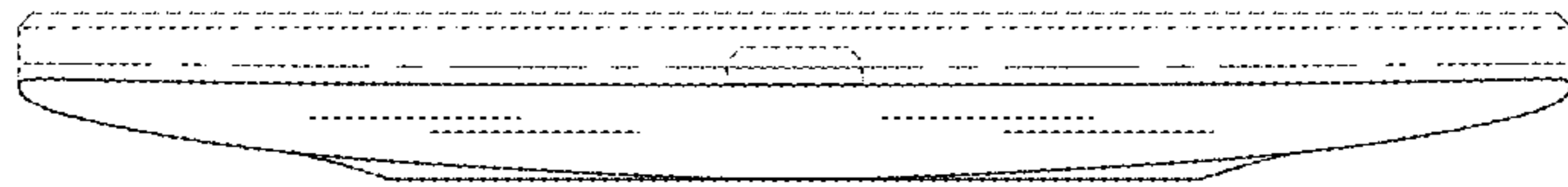


FIG. 7

