

US00D762625S

(12) **United States Design Patent**
Yoo et al.

(10) **Patent No.:** **US D762,625 S**
(45) **Date of Patent:** **** Aug. 2, 2016**

(54) **STAND FOR TV RECEIVER**

CPC ... G06F 1/1601; G06F 1/1643; H05K 5/0004;
H05K 5/0017; H05K 5/02; H05K 5/0217
See application file for complete search history.

(71) Applicant: **LG ELECTRONICS INC.**, Seoul (KR)

(72) Inventors: **Sehdong Yoo**, Seoul (KR); **Yooseok Kim**, Seoul (KR); **Jongyoun Shin**, Seoul (KR); **Yuonui Chong**, Seoul (KR); **Hongseok Kim**, Seoul (KR); **Byungmu Huh**, Seoul (KR)

(56) **References Cited**

U.S. PATENT DOCUMENTS

D548,226 S *	8/2007	Ohba	D14/239
D548,228 S *	8/2007	Tanigawa	D14/239
D562,811 S *	2/2008	Asanuma	D14/239
D609,659 S *	2/2010	VanDuyn	D14/126
D681,614 S *	5/2013	Masui	D14/239
D709,469 S *	7/2014	Ryu	D14/126

(73) Assignee: **LG ELECTRONICS INC.**, Seoul (KR)

(**) Term: **15 Years**

* cited by examiner

(21) Appl. No.: **29/530,862**

Primary Examiner — Randall Gholson

(22) Filed: **Jun. 19, 2015**

(74) *Attorney, Agent, or Firm* — Birch, Stewart, Kolasch & Birch, LLP

(30) **Foreign Application Priority Data**

Dec. 19, 2014 (KR) 30-2014-0062170

(51) **LOC (10) Cl.** **14-03**

(52) **U.S. Cl.**
USPC **D14/239**; D14/126

(58) **Field of Classification Search**
USPC D14/125–134, 239, 371, 136, 374–377,
D14/440, 450, 448, 336, 342, 159; 312/7.2;
348/836, 838, 180, 184, 325, 739;
248/917–924, 465; 345/104, 133, 156,
345/168, 87, 173; D21/329, 515, 577, 622,
D21/333, 433, 448, 452, 450, 331, 505;
D10/15, 26; 446/484, 175, 356;
D6/477, 479, 300; D24/185; D34/14

(57) **CLAIM**

The ornamental design for a stand for TV receiver, as shown and described.

DESCRIPTION

FIG. 1 is a front, right side, perspective view of a stand for TV receiver showing our new design;
FIG. 2 is a front view thereof;
FIG. 3 is a rear view thereof;
FIG. 4 is a left side view thereof;
FIG. 5 is a right side view thereof;
FIG. 6 is a top view thereof; and,
FIG. 7 is a bottom view thereof.

1 Claim, 6 Drawing Sheets

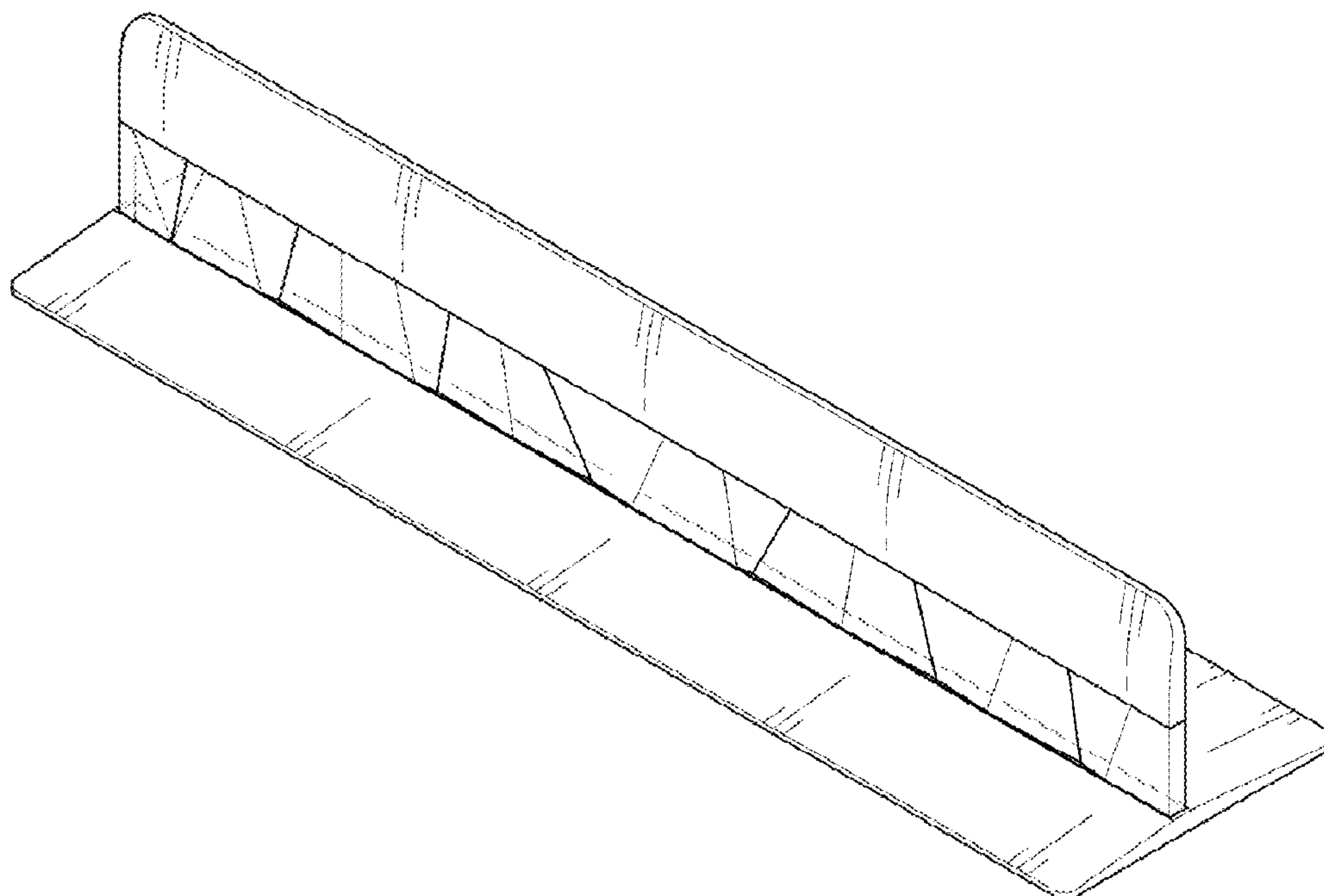


FIG. 1

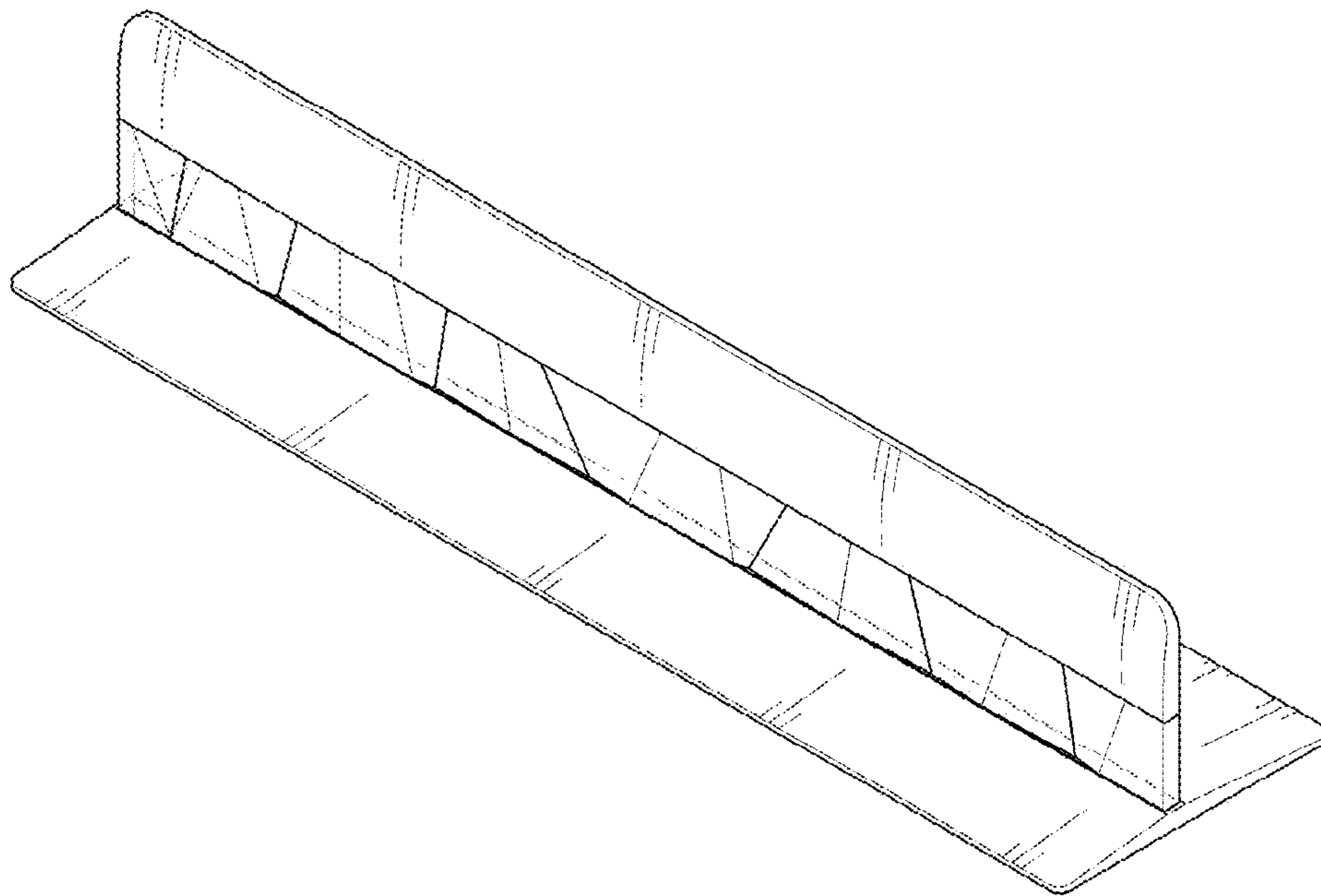


FIG. 2

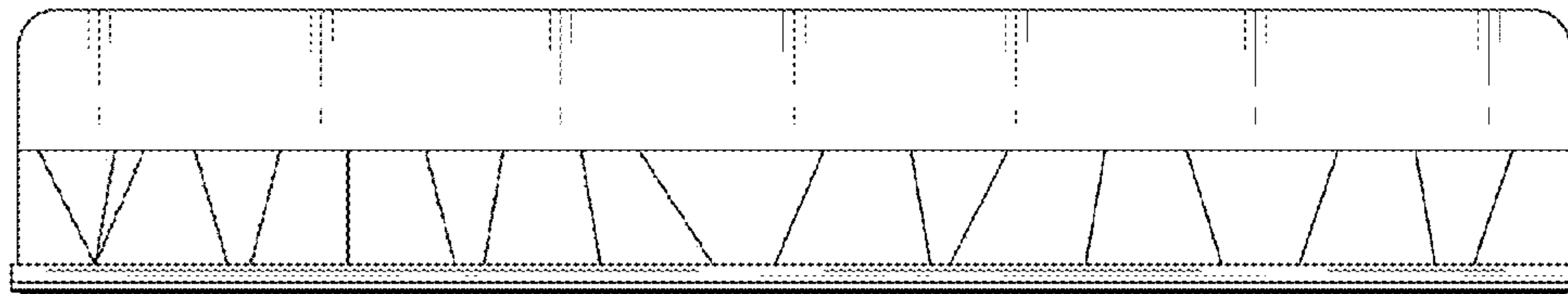


FIG. 3

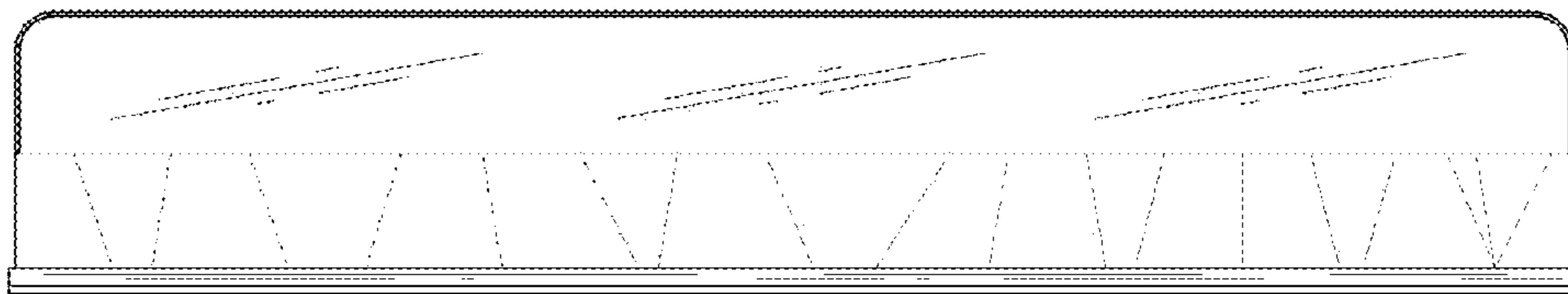


FIG. 4

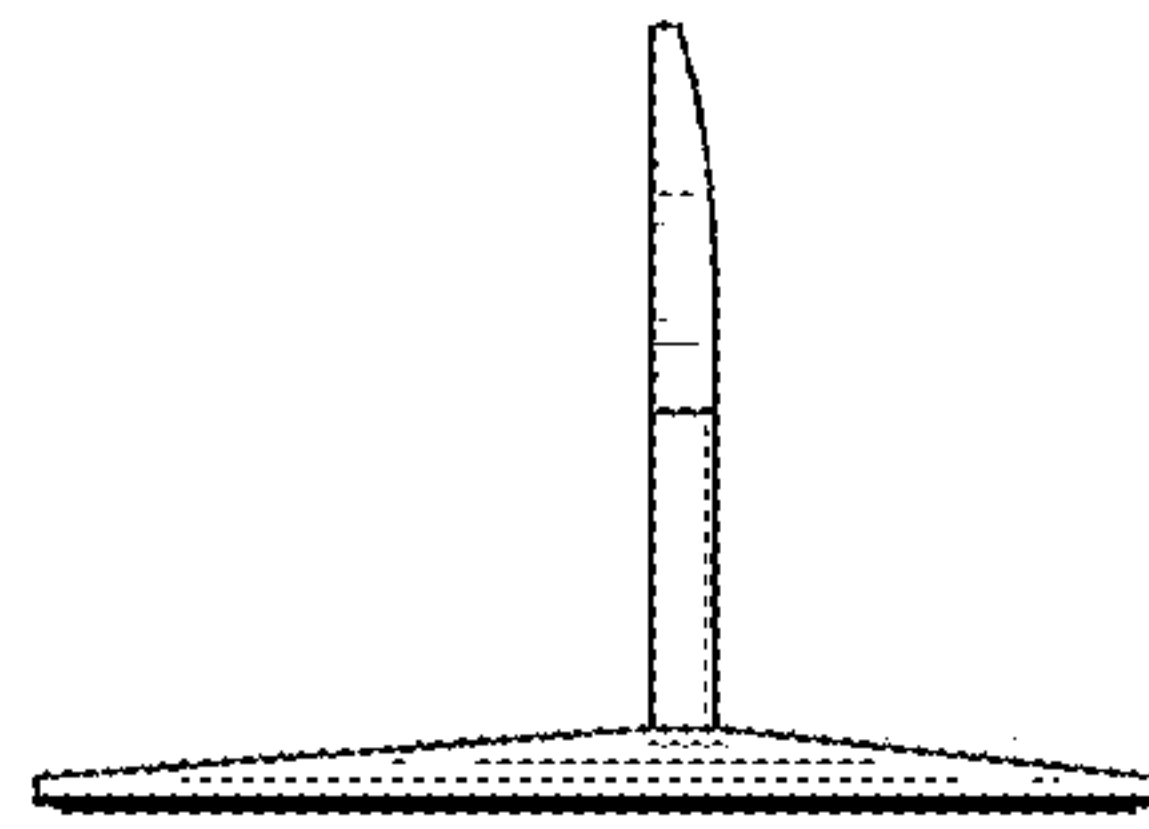


FIG. 5

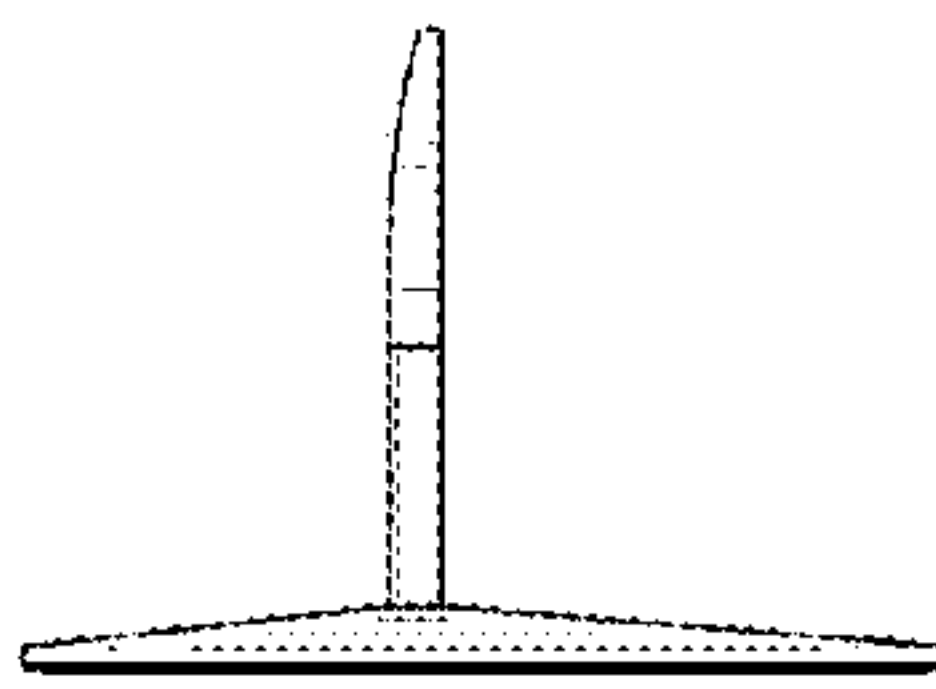


FIG. 6

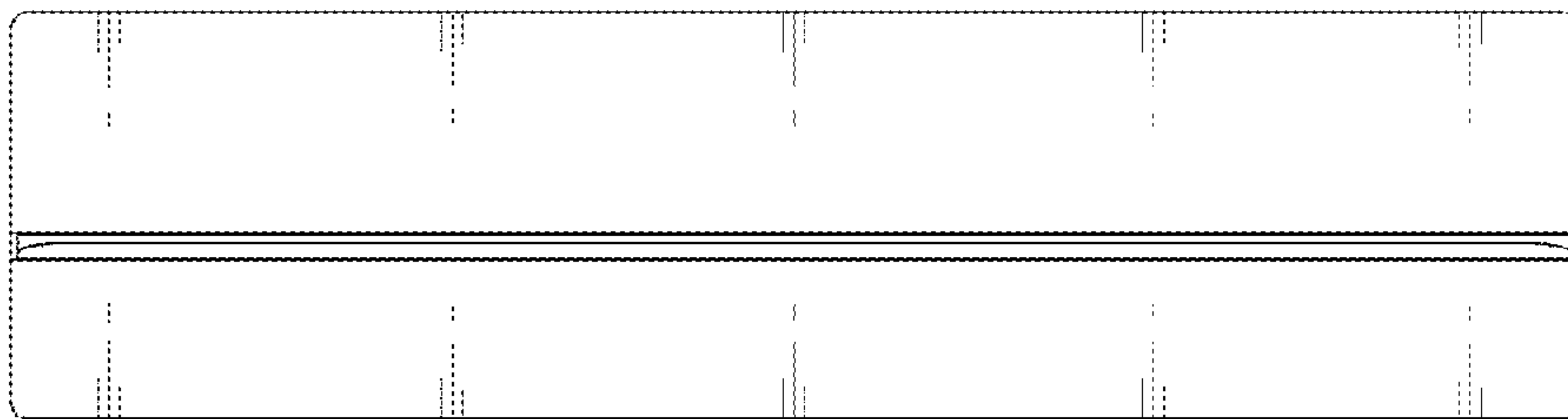


FIG. 7

