

US00D762608S

(12) **United States Design Patent**
Yoon et al.

(10) **Patent No.:** **US D762,608 S**
(45) **Date of Patent:** **** Aug. 2, 2016**

(54) **CELLULAR PHONE**
(71) Applicant: **LG Electronics Inc.**, Seoul (KR)
(72) Inventors: **Hyunjin Yoon**, Seoul (KR); **Jeeyoung Yeon**, Seoul (KR); **Hongsik Kim**, Seoul (KR)

(73) Assignee: **LG Electronics Inc.**, Seoul (KR)

(**) Term: **14 Years**

(21) Appl. No.: **29/501,256**

(22) Filed: **Sep. 3, 2014**

(30) **Foreign Application Priority Data**

Mar. 6, 2014 (KR) 30-2014-0011245

(51) **LOC (10) Cl.** **14-03**

(52) **U.S. Cl.**
USPC **D14/138 G**

(58) **Field of Classification Search**
USPC ... D14/138 G, 138 AD, 248, 138 R, 138 AC,
D14/247, 137, 341-347
CPC H04M 1/0202; H04M 1/0235; H04M
1/0237; H04M 1/0239; H04M 1/0266; H04M
1/0268; H04M 1/027; H04M 1/0295; H04M
1/1626
See application file for complete search history.

(56) **References Cited**

U.S. PATENT DOCUMENTS

D504,889 S * 5/2005 Andre D14/341
D525,609 S * 7/2006 Kim D14/138 AB
D589,021 S * 3/2009 Millora D14/138 AD
D593,525 S * 6/2009 Wang D14/138 AD
D607,858 S * 1/2010 Millora D14/138 AD
D613,286 S * 4/2010 Lee D14/341
D626,110 S * 10/2010 Kim D14/203.7
D643,826 S * 8/2011 Tsai D14/138 AD
D652,418 S * 1/2012 Rashid D14/341

D673,131 S * 12/2012 Sugiyama D14/138 G
D677,660 S * 3/2013 Groene D14/341
D683,325 S * 5/2013 Sugiyama D14/138 G
D684,969 S * 6/2013 Smith D14/341
D689,840 S * 9/2013 Lu D14/138 G
D700,161 S * 2/2014 Yoshihara D14/138 G
D712,865 S * 9/2014 Mauritzson D14/138 G
D713,373 S * 9/2014 Hibi D14/138 G
D714,751 S * 10/2014 Kim D14/138 G

(Continued)

OTHER PUBLICATIONS

Panasonic Eluga, announced Feb. 2012, [online], [retrieved on Mar. 15, 2012]. Retrieved from Internet ,<URL: http://www.gsmarena.com>.*

(Continued)

Primary Examiner — Bridget L Eland

(74) *Attorney, Agent, or Firm* — Morgan, Lewis & Bockius LLP

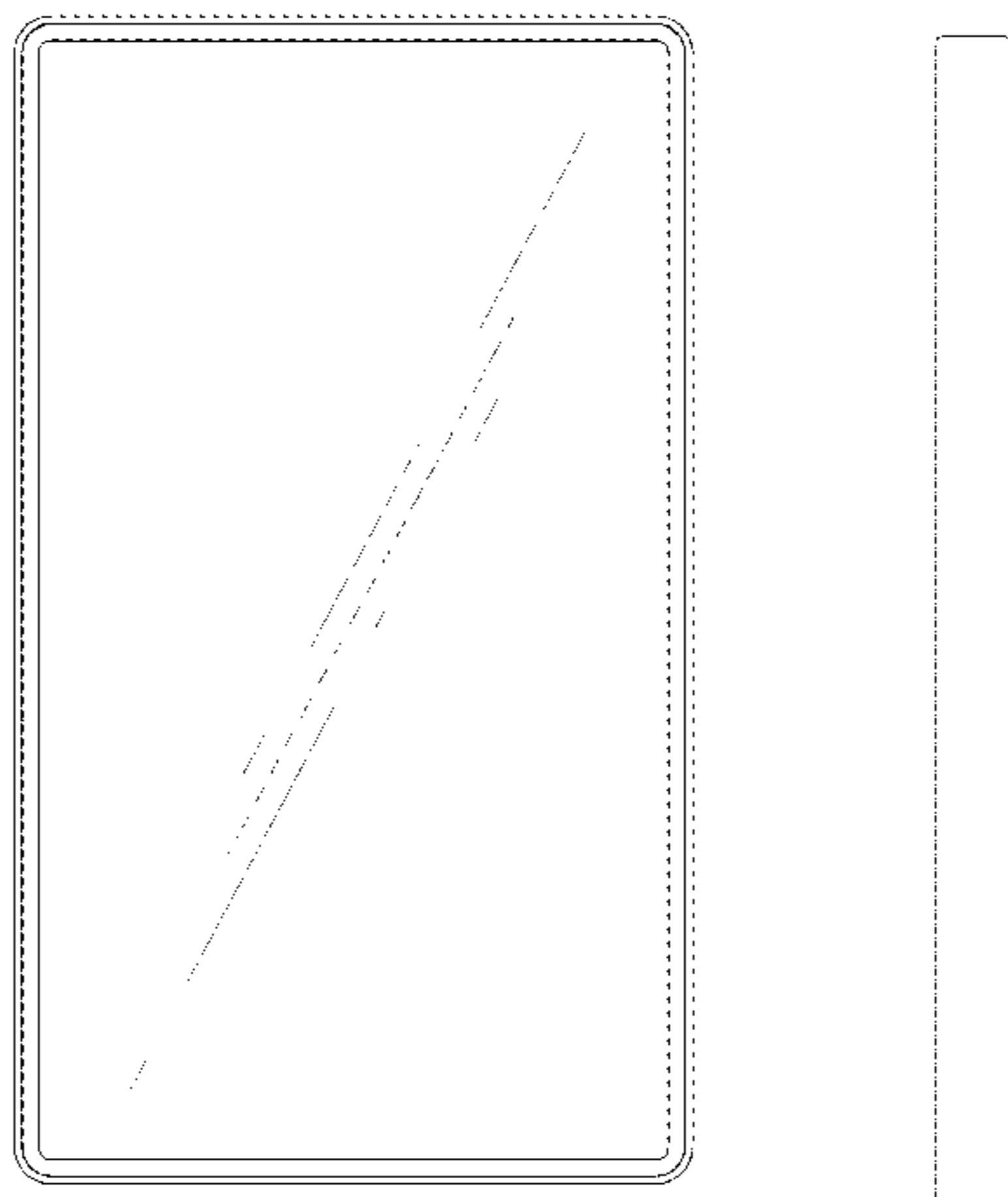
(57) **CLAIM**

The ornamental design for a cellular phone, as shown and described.

DESCRIPTION

FIG. 1 is a front, right side, perspective view of a cellular phone showing our new design;
FIG. 2 is a front view thereof;
FIG. 3 is a rear view thereof;
FIG. 4 is a left side view thereof;
FIG. 5 is a right side view thereof;
FIG. 6 is a top view thereof;
FIG. 7 is a bottom view thereof; and,
FIG. 8 is a rear perspective view thereof.
The broken lines immediately adjacent to the claim, encompassing unshaded regions in the FIG. 7 view, represent the bounds of the claimed design; the broken lines form no part of the claimed design.

1 Claim, 7 Drawing Sheets



(56)

References Cited

OTHER PUBLICATIONS

U.S. PATENT DOCUMENTS

D716,746 S * 11/2014 Du D14/138 G
D716,747 S * 11/2014 Kleiner D14/138 G
D718,267 S * 11/2014 Hu D14/138 G
D738,344 S * 9/2015 Joung D14/138 AD
D742,348 S * 11/2015 Park D14/138 G
2011/0045879 A1* 2/2011 Kim H04M 1/0237
455/575.4
2011/0095976 A1* 4/2011 Hwang G06F 1/1622
345/156
2011/0143769 A1* 6/2011 Jones G06F 1/1624
455/456.1

LG Optimus GJ E975W, announced May 2013, [online], [retrieved on Apr. 26, 2016]. Retrieved from Internet ,<URL: <http://www.gsmarena.com>>.*
Pantech Vega R3 IM-A850L, announced Oct. 2012, [online], [retrieved on Nov. 28, 2012]. Retrieved from Internet ,<URL: <http://www.gsmarena.com>>.*

* cited by examiner

FIG. 1




FIG. 2




FIG. 3

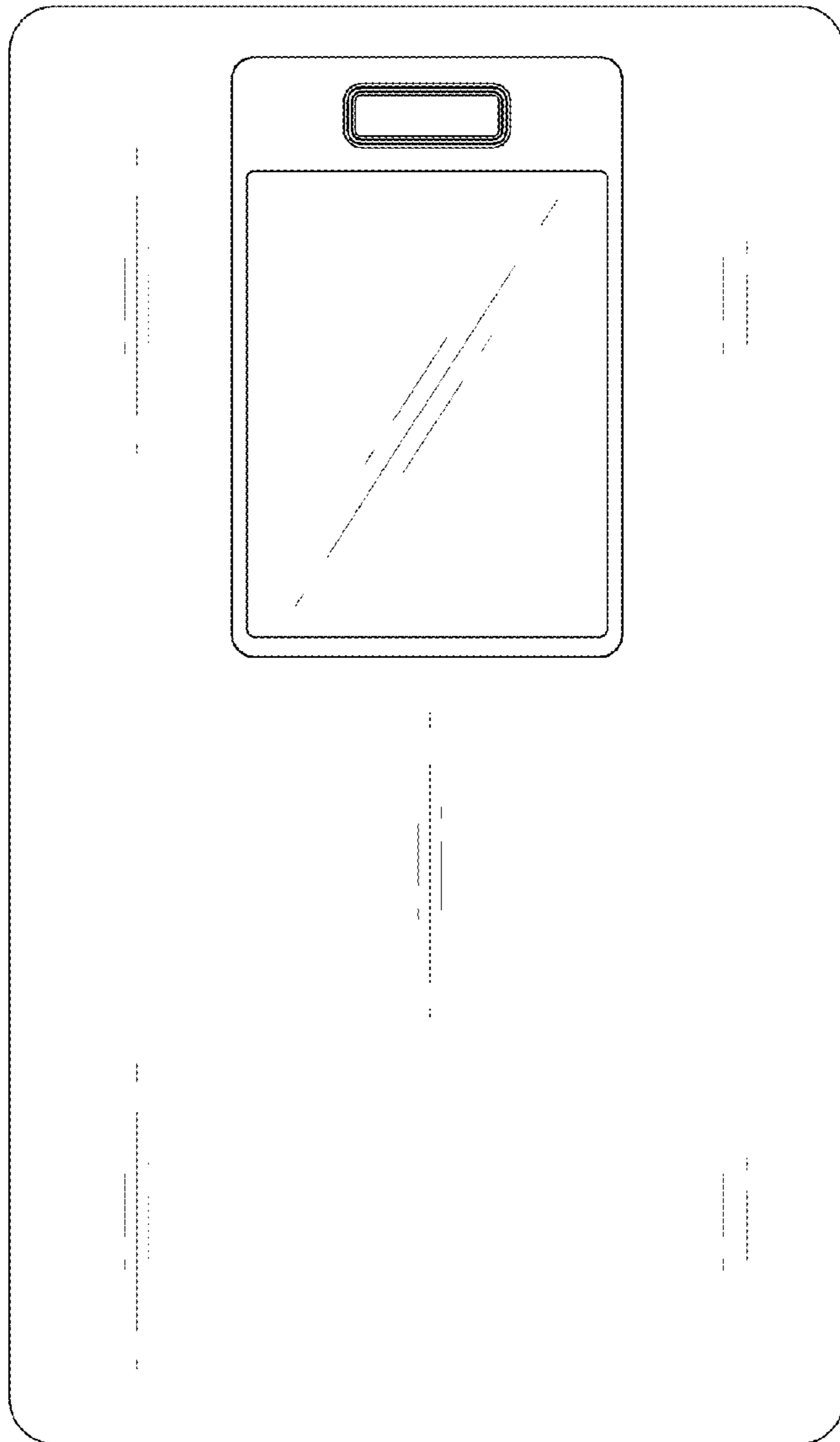


FIG. 4




FIG. 5




FIG. 6




FIG. 7

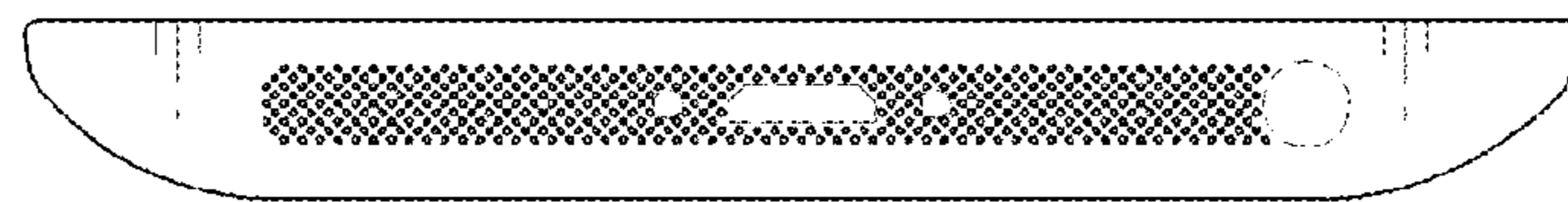


FIG. 8

