



US00D762603S

(12) **United States Design Patent**  
**Han et al.**

(10) **Patent No.:** **US D762,603 S**  
(45) **Date of Patent:** **\*\* Aug. 2, 2016**

- (54) **TV RECEIVER**
- (71) Applicant: **LG ELECTRONICS INC.**, Seoul (KR)
- (72) Inventors: **Youngsoo Han**, Seoul (KR); **Jongho Kim**, Seoul (KR); **Sunha Park**, Seoul (KR); **Youngkyoung Kim**, Seoul (KR); **Nari Lee**, Seoul (KR)
- (73) Assignee: **LG ELECTRONICS INC.**, Seoul (KR)
- (\*\*) Term: **15 Years**
- (21) Appl. No.: **29/529,340**
- (22) Filed: **Jun. 5, 2015**

(30) **Foreign Application Priority Data**

Dec. 5, 2014 (KR) ..... 30-2014-0059299

(51) **LOC (10) Cl.** ..... **14-03**

(52) **U.S. Cl.**  
USPC ..... **D14/126**

(58) **Field of Classification Search**  
 USPC ..... D14/125-134, 239, 371, 136, 374-377,  
 D14/440, 450, 448, 336, 342, 159; 312/7.2;  
 348/836, 838, 180, 184, 325, 739;  
 248/917-924, 465; 345/104, 133, 156,  
 345/168, 87, 173; D21/329, 515, 577, 622,  
 D21/333, 433, 448, 452, 450, 331, 505;  
 D10/15, 26; 446/484, 175, 356;  
 D6/477, 479, 300; D20/10, 19, 39  
 CPC ... G06F 1/1601; G06F 1/1643; H05K 5/0004;  
 H05K 5/0017; H05K 5/02; H05K 5/0217;  
 H04N 13/0459  
 See application file for complete search history.

(56) **References Cited**

**U.S. PATENT DOCUMENTS**

D539,767 S \* 4/2007 Kang ..... D14/126  
 D652,397 S \* 1/2012 Lewis ..... D14/126

8,276,862 B2 \* 10/2012 Eshita ..... F16M 11/10  
 248/160  
 D680,509 S \* 4/2013 Hwangbo ..... D14/126  
 D689,033 S \* 9/2013 Hwangbo ..... D14/126  
 D709,468 S \* 7/2014 Seo ..... D14/126  
 D717,283 S \* 11/2014 Yoon ..... D14/126  
 D729,186 S \* 5/2015 Kim ..... D14/126  
 D730,857 S \* 6/2015 Park ..... D14/126  
 D736,732 S \* 8/2015 Yoon ..... D14/126

(Continued)

*Primary Examiner* — Raphael Barkai

(74) *Attorney, Agent, or Firm* — Birch, Stewart, Kolasch & Birch, LLP

(57) **CLAIM**

The ornamental design for a TV receiver, as shown and described.

**DESCRIPTION**

The patent or application file contains at least one color drawing. Copies of this patent or patent application publication with color drawing will be provided by the USPTO upon request and payment of the necessary fee.

FIG. 1 is a front, right side, perspective view of a TV receiver showing our new design;

FIG. 2 is a front view thereof;

FIG. 3 is a rear view thereof;

FIG. 4 is a left side view thereof;

FIG. 5 is a right side view thereof;

FIG. 6 is a top view thereof;

FIG. 7 is a bottom view thereof;

FIG. 8 is a front, right side, perspective view after bending its front display and speaker thereof;

FIG. 9 is a front view thereof;

FIG. 10 is a rear view thereof;

FIG. 11 is a left side view thereof;

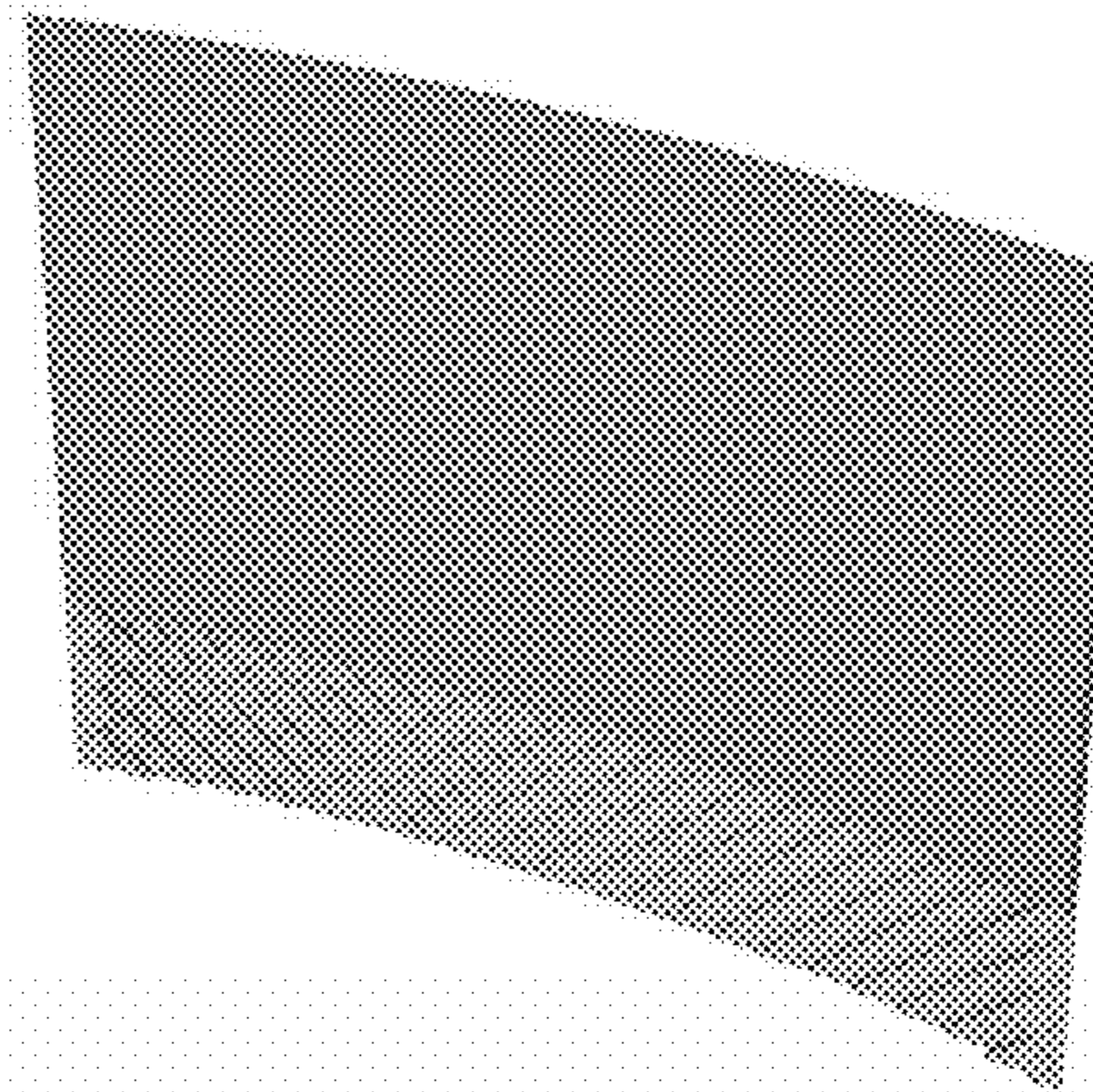
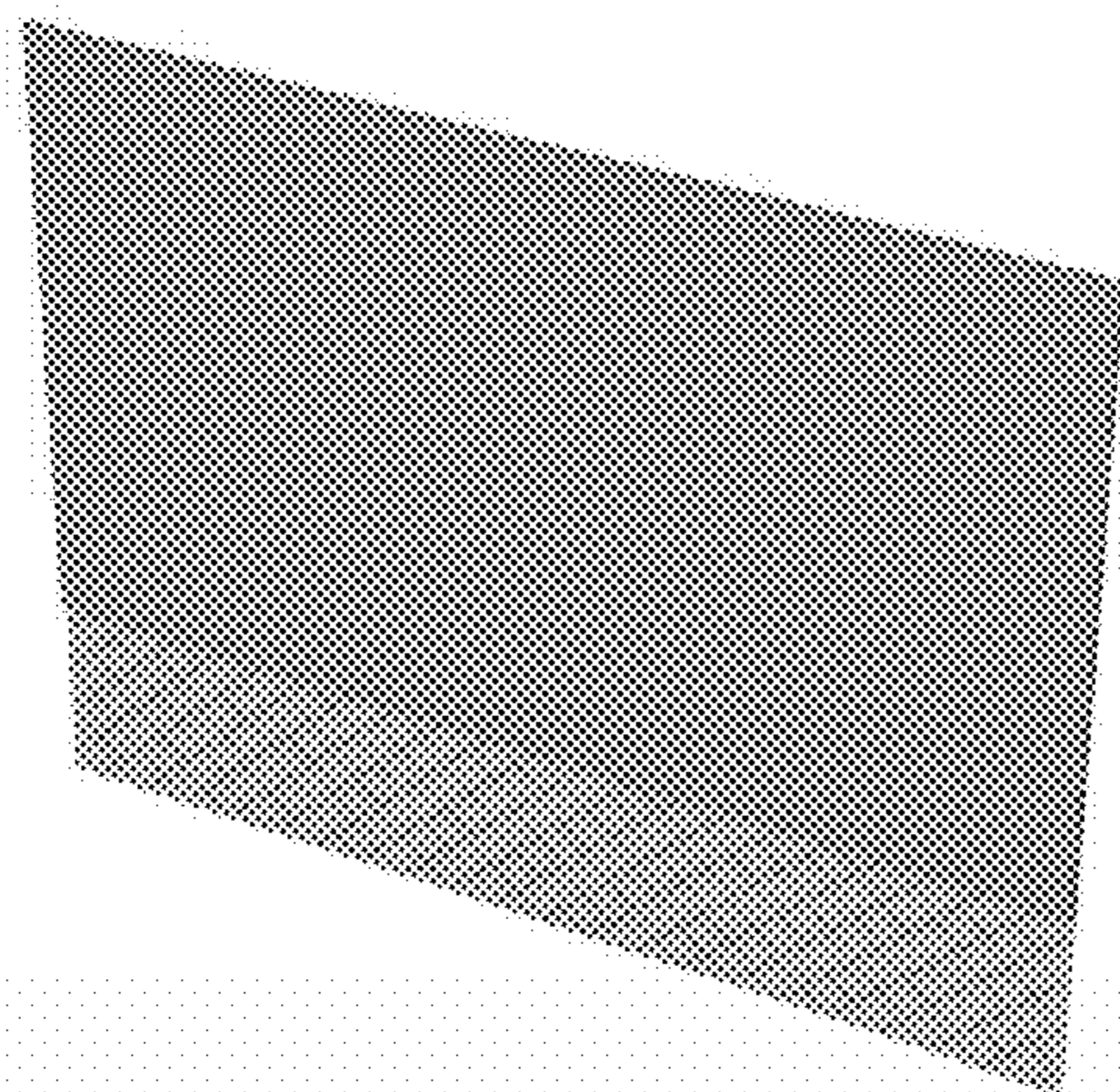
FIG. 12 is a right side view thereof;

FIG. 13 is a top view thereof; and,

FIG. 14 is a bottom view thereof.

The parts in red indicate unclaimed portion of the article that form no part of the claimed design.

**1 Claim, 10 Drawing Sheets**  
**(10 of 10 Drawing Sheet(s) Filed in Color)**



# US D762,603 S

Page 2

---

(56)

## References Cited

### U.S. PATENT DOCUMENTS

D738,838 S \* 9/2015 Seo ..... D14/126  
D739,840 S \* 9/2015 Park ..... D14/126  
D740,242 S \* 10/2015 Park ..... D14/126

D742,344 S \* 11/2015 Kim ..... D14/126  
D744,445 S \* 12/2015 Kim ..... D14/126  
D750,583 S \* 3/2016 Lee ..... D14/126

\* cited by examiner



FIG. 1






FIG. 2






FIG. 3




FIG. 4






FIG. 5




FIG. 6




FIG. 7




FIG. 8






FIG. 9






FIG. 10






FIG. 11




FIG. 12




FIG. 13



FIG. 14

