

US00D762592S

(12) **United States Design Patent**  
**Lu et al.**

(10) **Patent No.:** **US D762,592 S**  
(45) **Date of Patent:** **\*\* Aug. 2, 2016**

- (54) **SWITCH**
- (71) Applicant: **KONINKLIJKE PHILIPS N.V.**,  
Eindhoven (NL)
- (72) Inventors: **Bao Chun Lu**, Shanghai (CN); **Feng Huan Gu**, Kln (HK); **Jing Chen**,  
Shanghai (CN)
- (73) Assignee: **Koninklijke Philips N.V.**, Eindhoven  
(NL)
- (\*\*) Term: **14 Years**
- (21) Appl. No.: **29/498,988**
- (22) Filed: **Aug. 11, 2014**
- (30) **Foreign Application Priority Data**  
Feb. 12, 2014 (EM) ..... 02403477-0001
- (51) **LOC (10) Cl.** ..... **13-03**
- (52) **U.S. Cl.**  
USPC ..... **D13/171**
- (58) **Field of Classification Search**  
USPC ..... D13/162, 169, 171, 177  
CPC ..... H01H 9/02; H01H 9/0271; H01H 9/16;  
H01H 9/18; H01H 9/161; H01H 9/181;  
H01H 9/182; H01H 13/04; H01H 13/14;  
H01H 13/20; H01H 13/30; H01H 19/635;  
H01H 23/00; H01H 23/02; H01H 23/025;  
H01H 23/04; H01H 23/145; H01H 23/148;  
H01H 23/205; H01H 23/30; H05B 33/0803;  
H05B 33/0863; H05B 37/02; H05B 37/0254;  
H05B 37/0272; H05B 39/02; H05B 39/04;  
H05B 39/085; H05B 39/086; H05B 39/088  
See application file for complete search history.

(56) **References Cited**  
U.S. PATENT DOCUMENTS

D331,742 S \* 12/1992 Fujiyoshi ..... D13/169  
5,895,888 A \* 4/1999 Arenas ..... H02G 3/14  
174/66

6,005,308 A \* 12/1999 Bryde ..... H05B 39/00  
200/335  
D473,527 S \* 4/2003 Wengrower ..... D13/169  
6,989,489 B1 \* 1/2006 Savicki, Jr. .... H02G 3/14  
174/50  
7,034,236 B2 \* 4/2006 Endres ..... H01H 19/635  
200/17 R  
D570,790 S \* 6/2008 Egea Soler ..... D13/162  
7,400,239 B2 \* 7/2008 Kiko ..... H01H 9/161  
200/1 R  
D576,961 S \* 9/2008 Kidman ..... D13/169  
D583,335 S \* 12/2008 Ni ..... D13/169  
D587,214 S \* 2/2009 Nichols ..... D13/171  
D589,000 S \* 3/2009 Reichling ..... D13/171  
7,667,155 B1 \* 2/2010 Ni ..... H01H 23/145  
200/331  
7,777,145 B2 \* 8/2010 Burrell ..... H01H 23/30  
200/330  
D649,122 S \* 11/2011 Jacoby ..... D13/162  
D657,752 S \* 4/2012 Krumpke ..... D13/162  
8,592,703 B2 \* 11/2013 Johnson ..... H01H 23/02  
200/339  
D712,846 S \* 9/2014 Creasman ..... D13/174  
8,853,893 B2 \* 10/2014 Savicki, Jr. .... H05B 33/0815  
200/339  
2006/0065510 A1 \* 3/2006 Kiko ..... H01H 9/161  
200/1 R  
2012/0068894 A1 \* 3/2012 Feldstein ..... H01Q 1/007  
343/702

\* cited by examiner

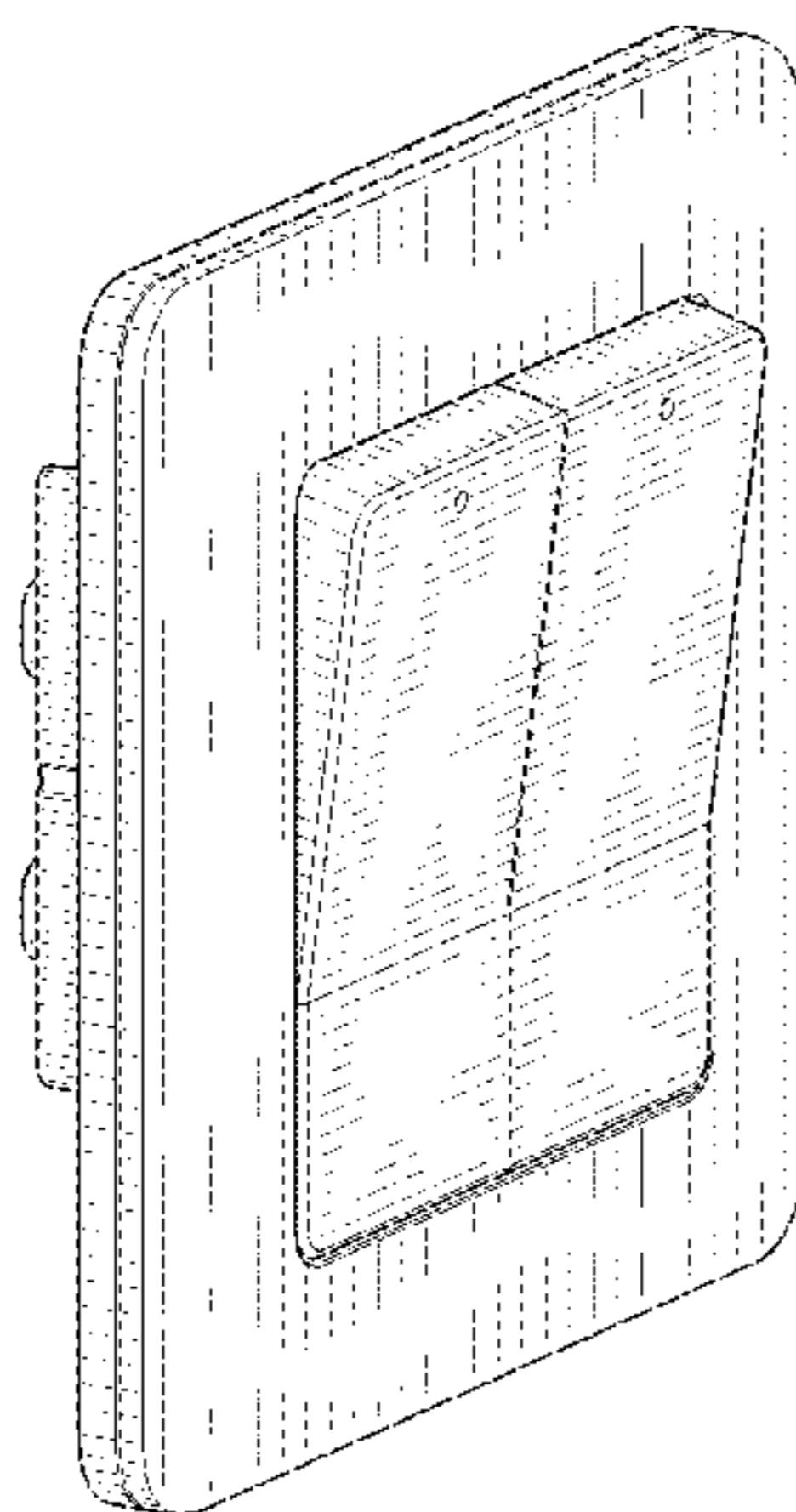
*Primary Examiner* — Selina Sikder

(57) **CLAIM**  
The ornamental design for a switch, as shown and described.

**DESCRIPTION**

FIG. 1 is a perspective view showing my design;  
FIG. 2 is a front elevational view thereof;  
FIG. 3 is a rear elevational view thereof;  
FIG. 4 is a right side elevational view thereof;  
FIG. 5 is a left side elevational view thereof;  
FIG. 6 is a top plan view thereof; and,  
FIG. 7 is a bottom plan view thereof.  
The broken lines shown in the drawing views illustrate por-  
tions of the switch that form no part of the claimed design.

**1 Claim, 5 Drawing Sheets**



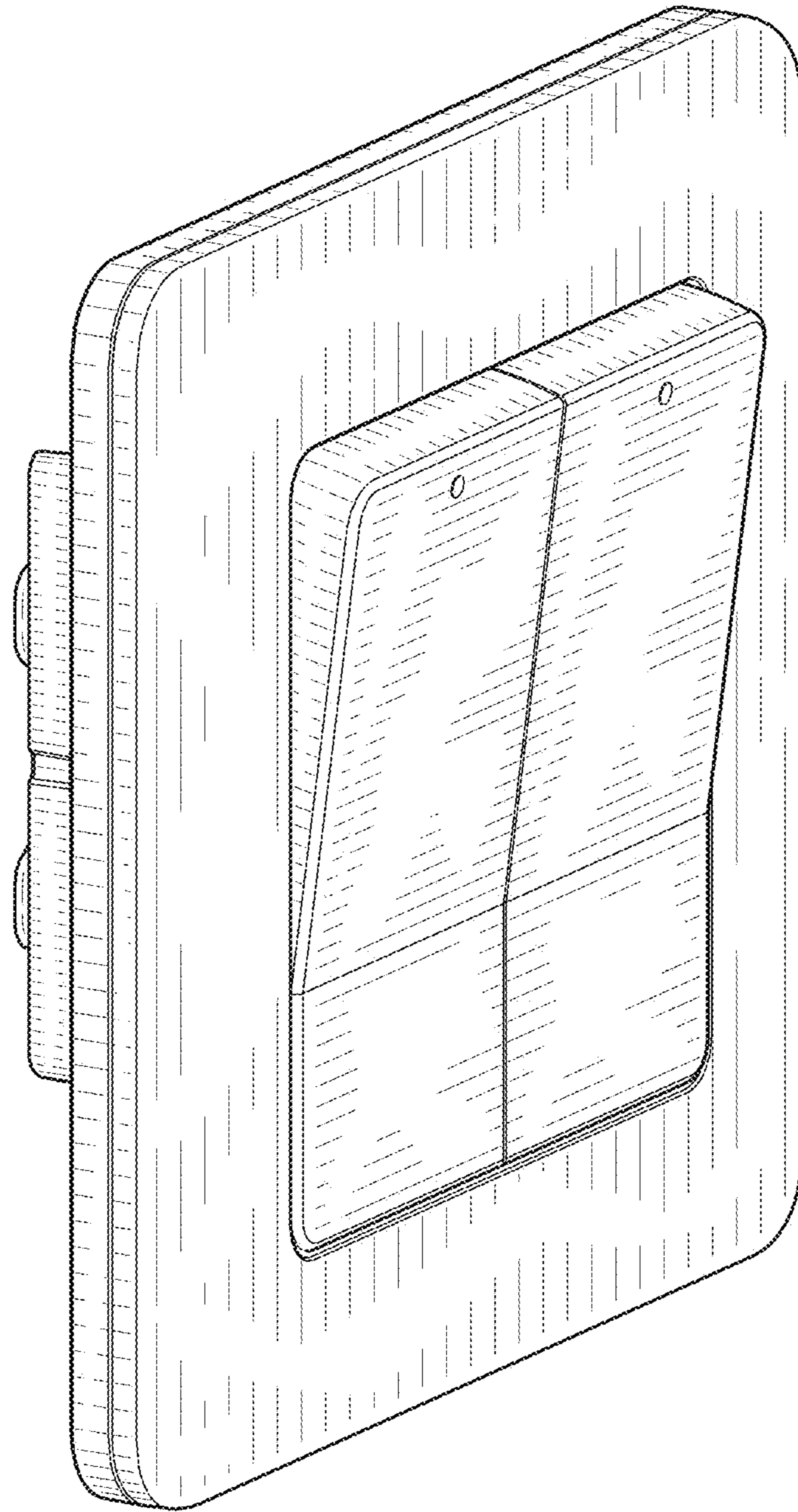


FIG. 1

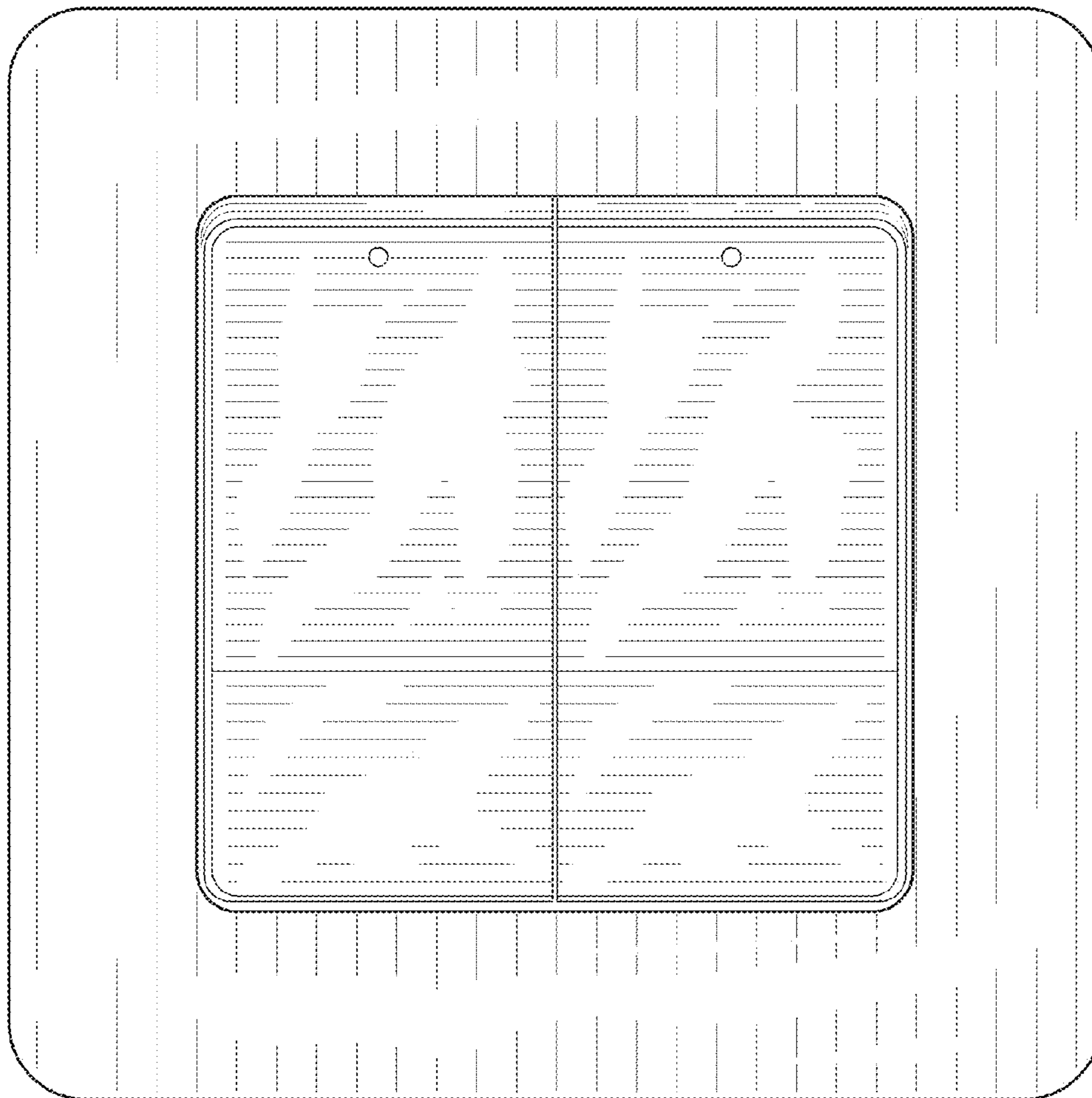


FIG. 2

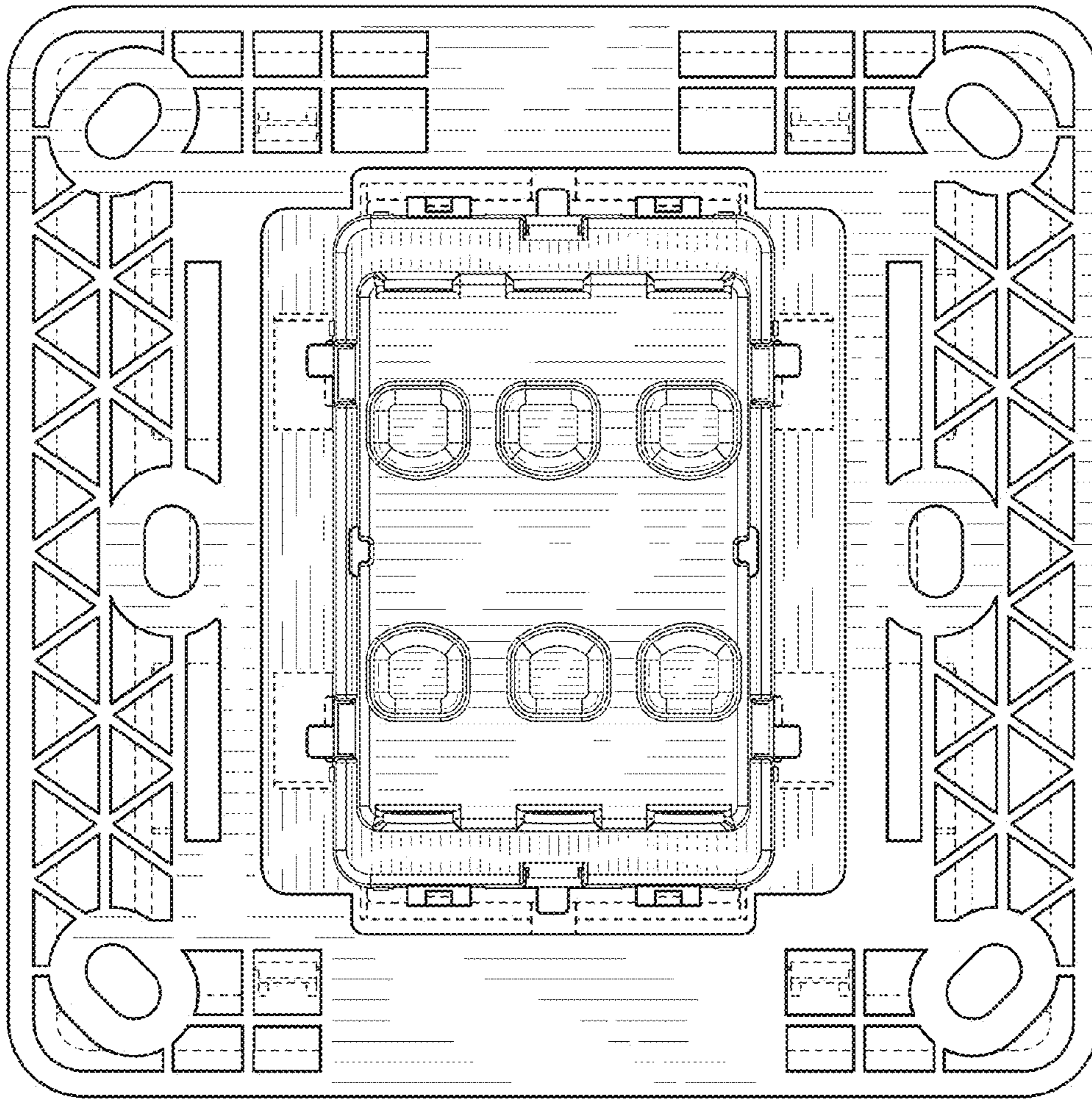


FIG. 3

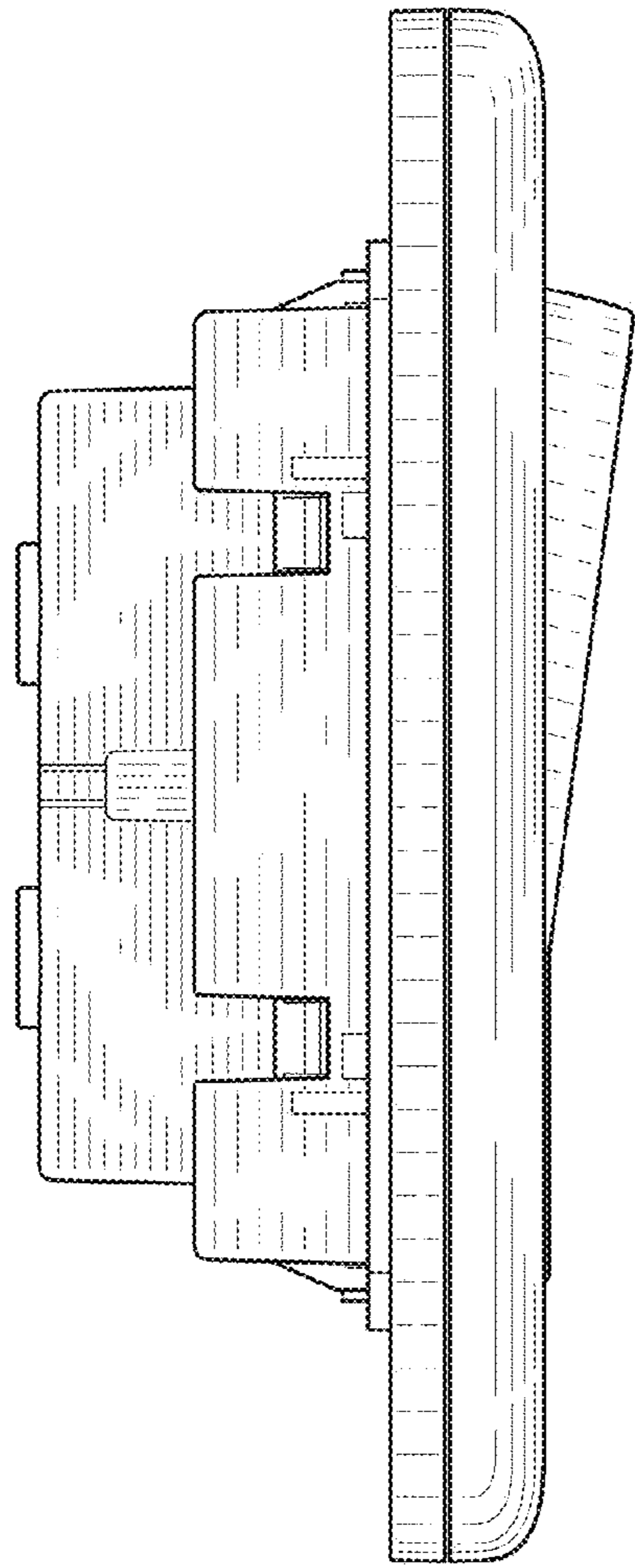


FIG. 4

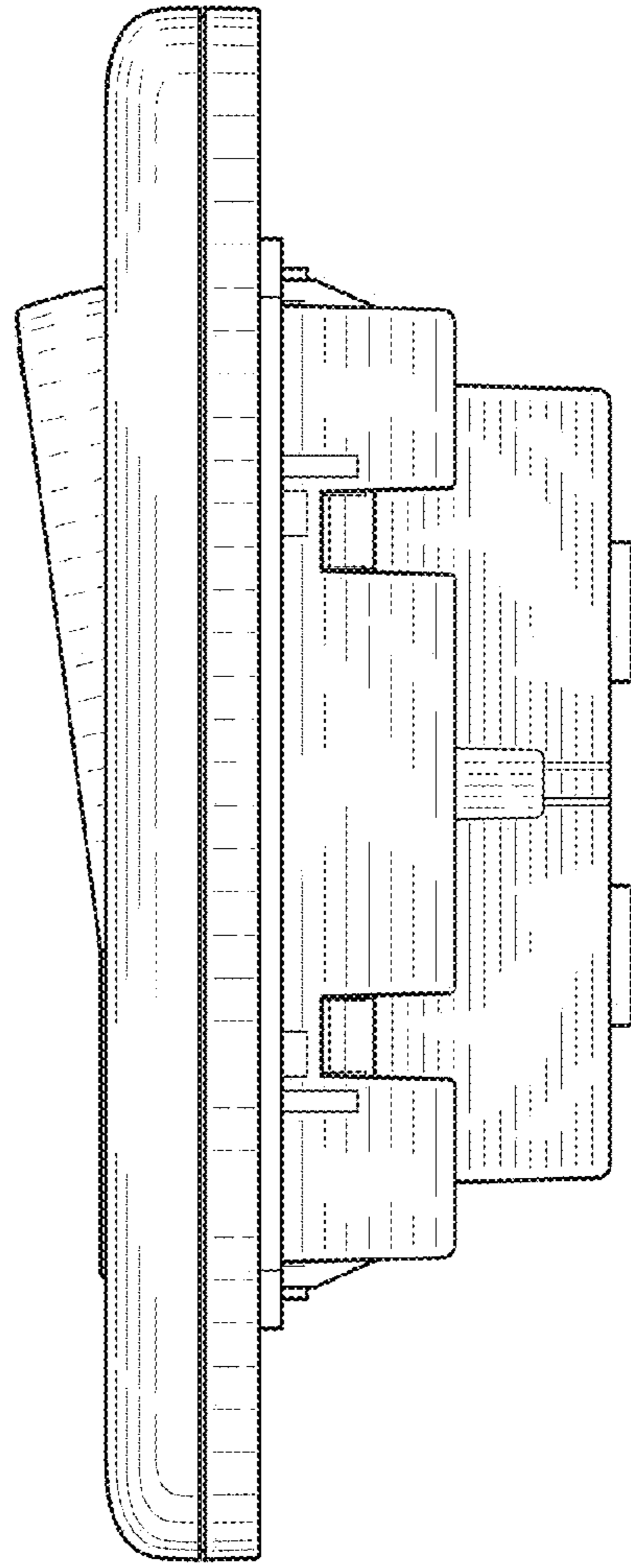


FIG. 5

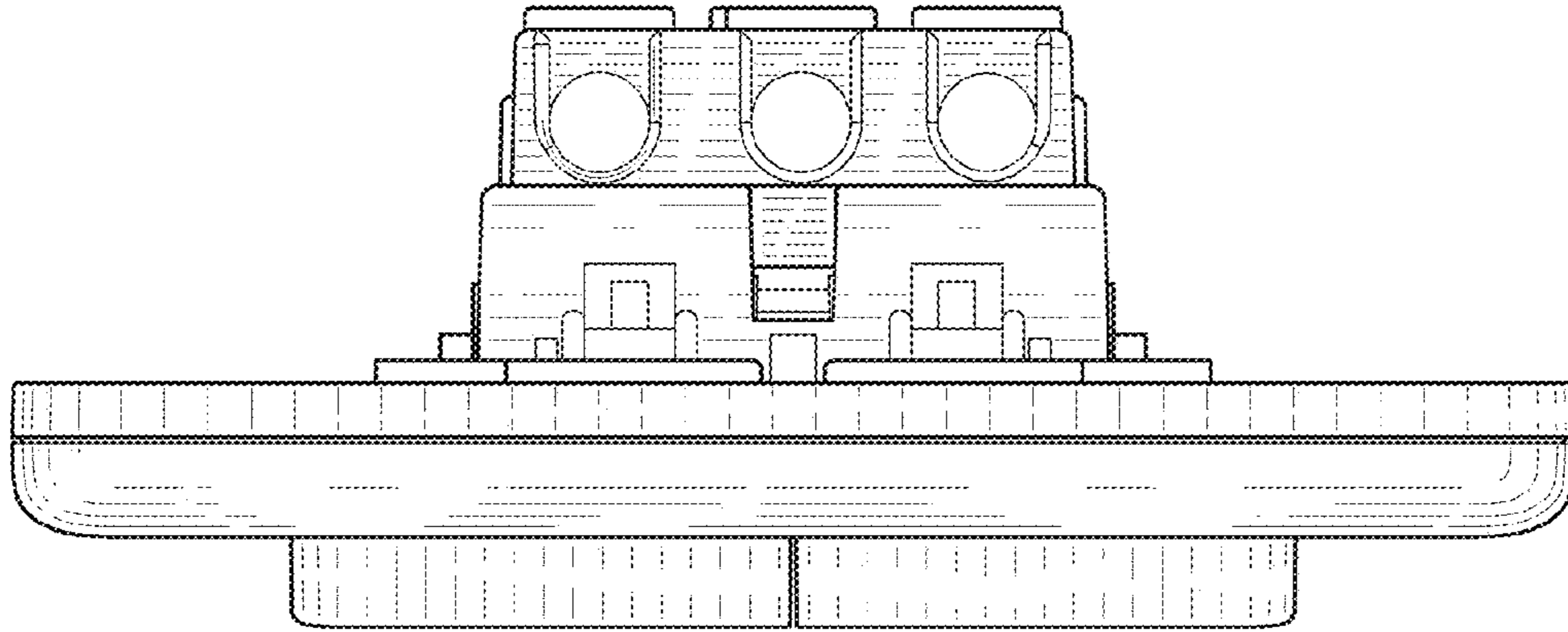


FIG. 6

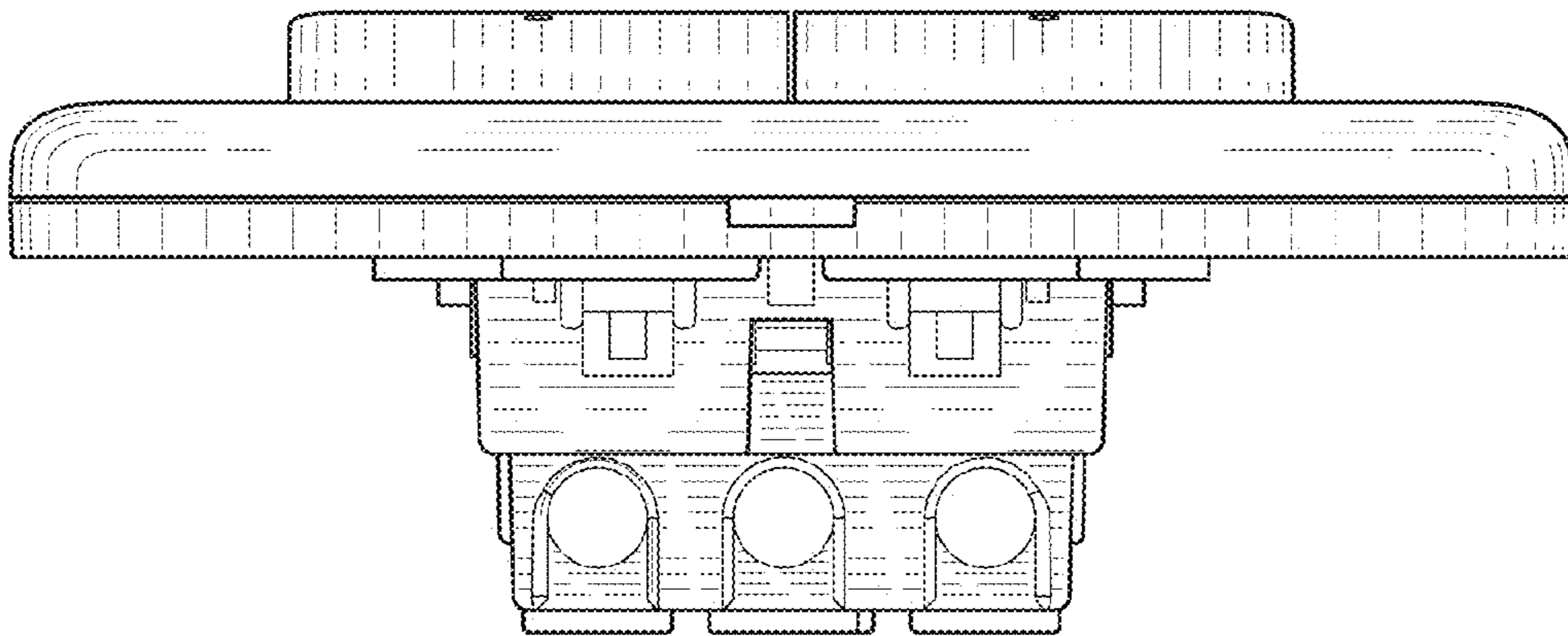


FIG. 7