



US00D762558S

(12) **United States Design Patent**
Xue

(10) **Patent No.:** **US D762,558 S**

(45) **Date of Patent:** **** Aug. 2, 2016**

(54) **TIRE**

(71) Applicant: **ITG Voma Corp.**, Memphis, TN (US)

(72) Inventor: **Jinxu Xue**, Dongying Shandong (CN)

(73) Assignee: **ITG VOMA CORP.**, Memphis, TN (US)

(**) Term: **14 Years**

(21) Appl. No.: **29/501,393**

(22) Filed: **Sep. 3, 2014**

(51) **LOC (10) Cl.** **12-15**

(52) **U.S. Cl.**
USPC **D12/586**

(58) **Field of Classification Search**
USPC D12/145, 500-605, 900-901; 152/5, 152/151, 152.1, 167, 208, 209.1-209.28, 152/246, 450, 526, 527, 532, 535, 538, 152/541; 425/28.1
CPC B60C 11/00-11/246; B60C 2011/0325; B60C 2011/0337; B60C 2011/0339; B60C 2011/0386; B60C 3/00-3/08; B60C 1/00; B60C 2200/00; B60C 2200/02; B60C 2200/04; B60C 2200/06; B60C 2200/065; B60C 2200/08; B60C 2200/10; B60C 2200/12; B60C 2200/14; B60C 7/00; B60C 7/005; B60C 7/02; B60C 7/04; B60C 7/06; B60C 7/08; B60C 5/00; B60C 13/00

See application file for complete search history.

(56) **References Cited**

U.S. PATENT DOCUMENTS

D388,376 S	*	12/1997	Miller	D12/601
D596,115 S	*	7/2009	Oosuna	D12/601
D609,163 S	*	2/2010	Buchinger-Barnstorf ...	D12/576
D638,780 S	*	5/2011	Nobunaga	D12/588
D662,464 S	*	6/2012	Dixon	D12/579
D709,820 S	*	7/2014	Rohweder	D12/586
D736,697 S	*	8/2015	Leocadio	D12/601
D740,208 S	*	10/2015	Rohweder	D12/584

* cited by examiner

Primary Examiner — Manpreet Matharu

Assistant Examiner — Keith Wilson

(74) *Attorney, Agent, or Firm* — Robert D. Becker; Manatt, Phelps & Phillips LLP



(57) **CLAIM**

The ornamental design for a tire, as shown and described.

DESCRIPTION

FIG. 1 is a top perspective view of a tire showing a new design;
FIG. 2 is a front elevation view thereof;
FIG. 3 is an top plane view thereof; and,
FIG. 4 is an enlarged top plane view of a portion thereof.
The dot-dot-dash broken line depicts the location and borders of enlarged fragmentary views and form no part of the claim. The dash-dash broken lines depict unclaimed portions of the tire that form no part of the claimed design.

1 Claim, 4 Drawing Sheets






Fig. 1

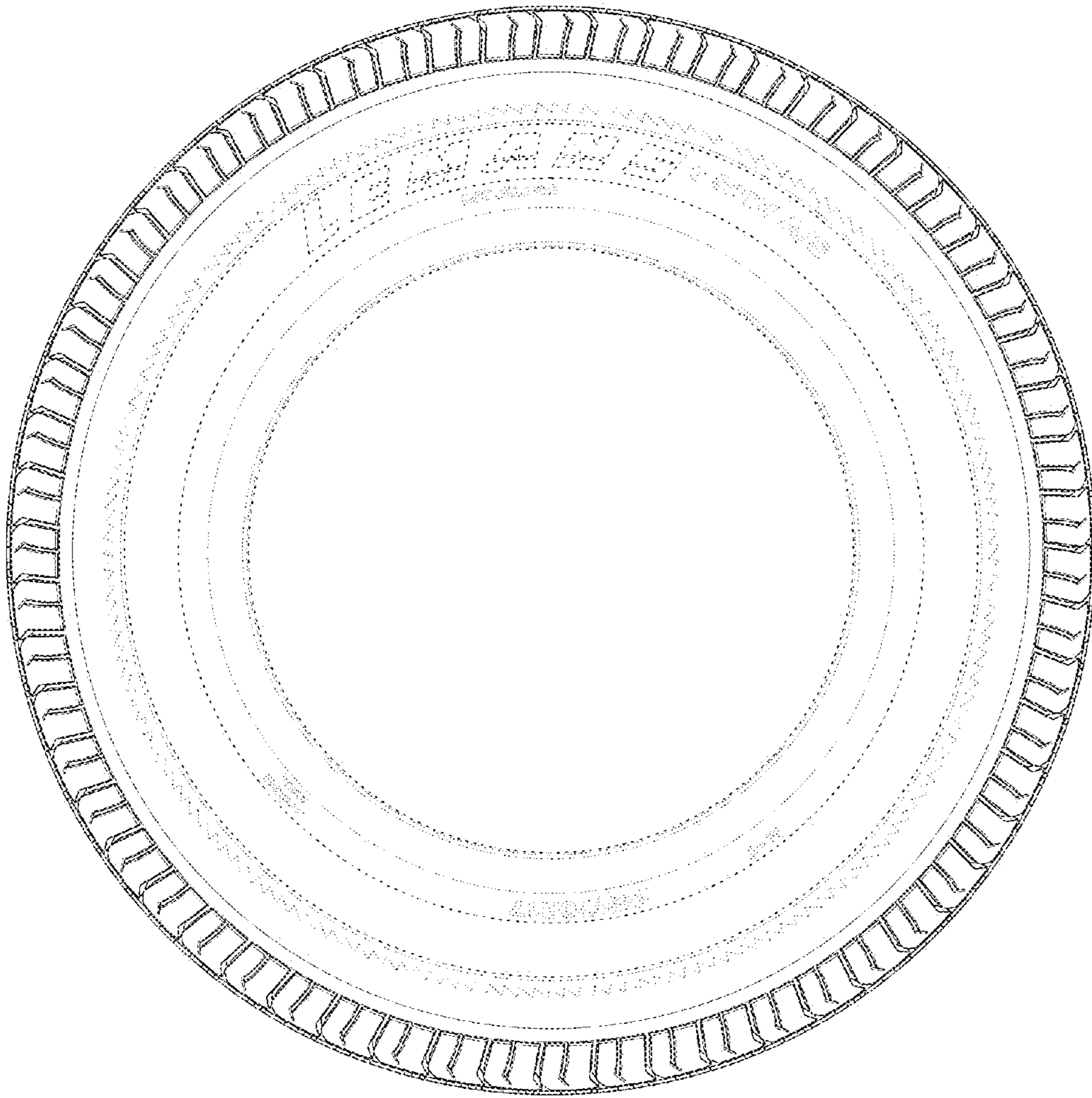


Fig. 2

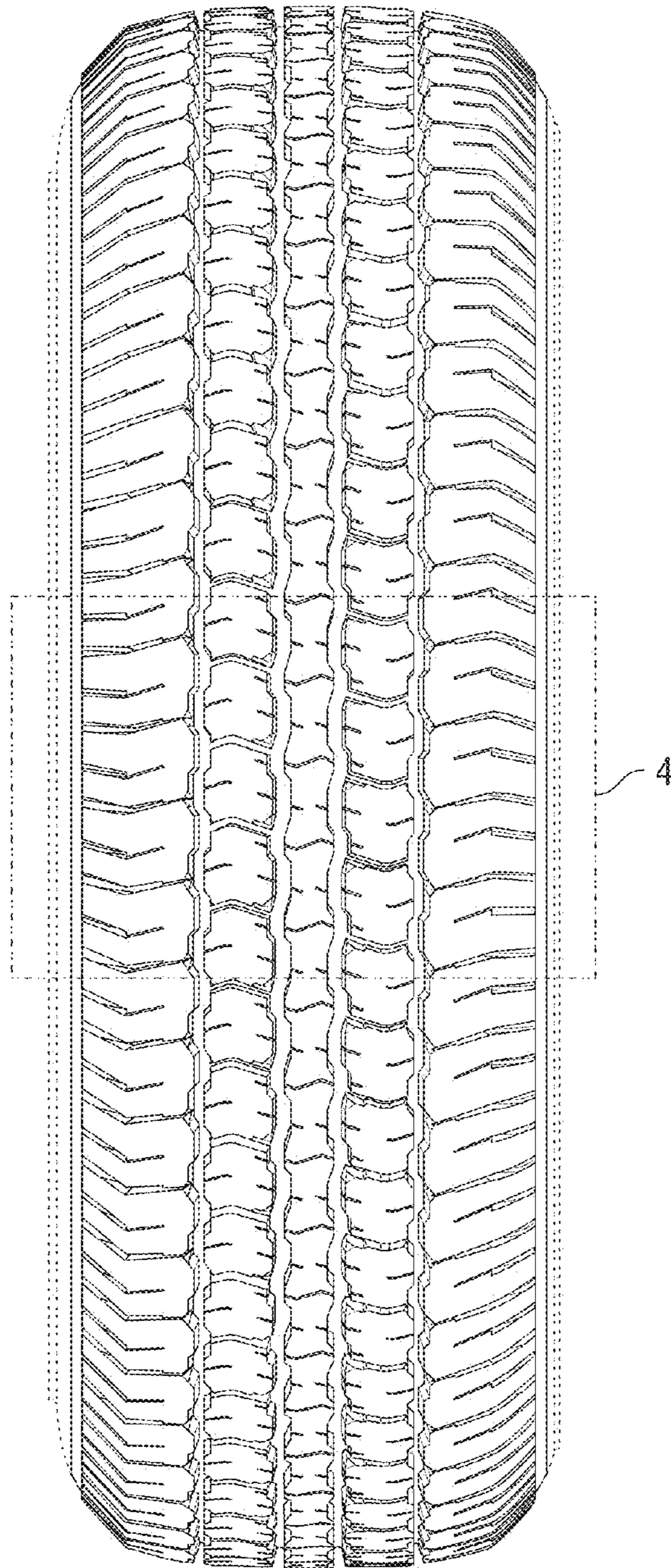


Fig. 3

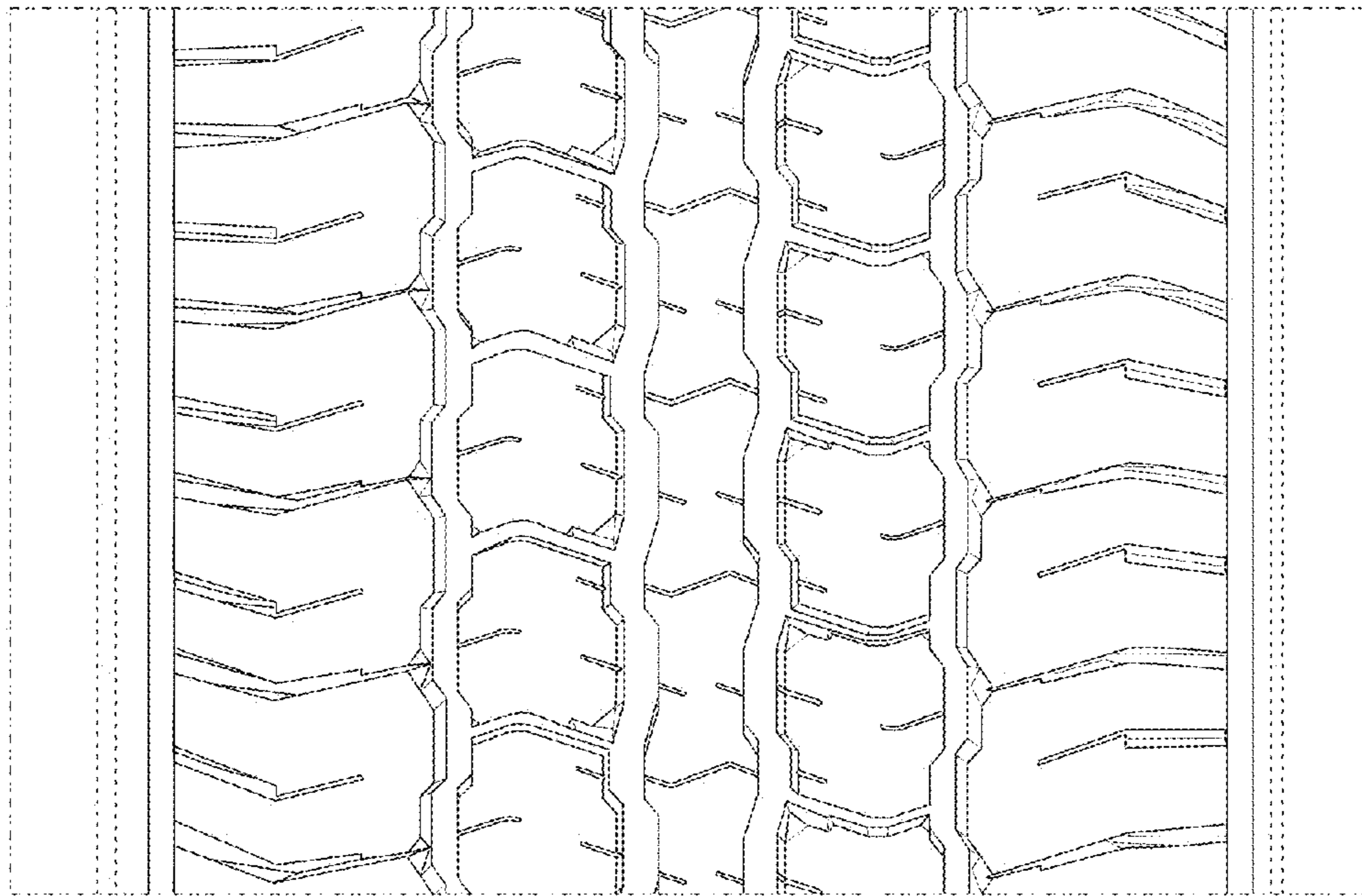


Fig. 4