

US00D762557S

(12) **United States Design Patent**  
**Xue**

(10) **Patent No.:** **US D762,557 S**  
(45) **Date of Patent:** **\*\* Aug. 2, 2016**

(54) **TIRE**

(71) Applicant: **ITG Voma Corp.**, Memphis, TN (US)

(72) Inventor: **Jinxu Xue**, Dongying Shandong (CN)

(73) Assignee: **ITG VOMA CORP.**, Memphis, TN (US)

(\*\*) Term: **14 Years**

(21) Appl. No.: **29/501,392**

(22) Filed: **Sep. 3, 2014**

(51) **LOC (10) Cl.** ..... **12-15**

(52) **U.S. Cl.**  
USPC ..... **D12/586**

(58) **Field of Classification Search**  
USPC ..... D12/145, 500–605, 900–901;  
152/152–5, 151, 152.1, 167, 208,  
152/209.1–209.28, 246, 450, 526, 527, 532,  
152/535, 538, 541; 425/28.1  
CPC ..... B60C 11/00–11/246; B60C 2011/0325;  
B60C 2011/0337; B60C 2011/0339; B60C  
2011/0386; B60C 3/00–3/08; B60C 1/00;  
B60C 2200/00; B60C 2200/02; B60C  
2200/04; B60C 2200/06; B60C 2200/065;  
B60C 2200/08; B60C 2200/10; B60C  
2200/12; B60C 2200/14; B60C 7/00; B60C  
7/005; B60C 7/02; B60C 7/04; B60C 7/06;  
B60C 7/08; B60C 5/00; B60C 13/00

See application file for complete search history.

(56) **References Cited**

U.S. PATENT DOCUMENTS

|              |         |          |       |         |
|--------------|---------|----------|-------|---------|
| D541,731 S * | 5/2007  | Maziarka | ..... | D12/528 |
| D588,984 S * | 3/2009  | Lee      | ..... | D12/588 |
| D603,787 S * | 11/2009 | Lim      | ..... | D12/585 |
| D675,979 S * | 2/2013  | Ohara    | ..... | D12/586 |
| D709,437 S * | 7/2014  | Fu       | ..... | D12/585 |
| D721,641 S * | 1/2015  | Sieber   | ..... | D12/588 |
| D727,250 S * | 4/2015  | Ebel     | ..... | D12/585 |
| D735,643 S * | 8/2015  | Fu       | ..... | D12/584 |

\* cited by examiner

*Primary Examiner* — Manpreet Matharu

*Assistant Examiner* — Keith Wilson

(74) *Attorney, Agent, or Firm* — Robert D. Becker; Manatt, Phelps & Phillips LLP



(57) **CLAIM**

The ornamental design for a tire, as shown and described.

**DESCRIPTION**

FIG. 1 is a top perspective view of a tire showing a new design;  
FIG. 2 is a front elevation view thereof;  
FIG. 3 is an top plane view thereof; and,  
FIG. 4 is an enlarged top plane view of a portion thereof.  
The dot-dot-dash broken line depicts the location and borders of enlarged fragmentary views and form no part of the claim. The dash-dash broken lines depict unclaimed portions of the tire that form no part of the claimed design.

**1 Claim, 4 Drawing Sheets**



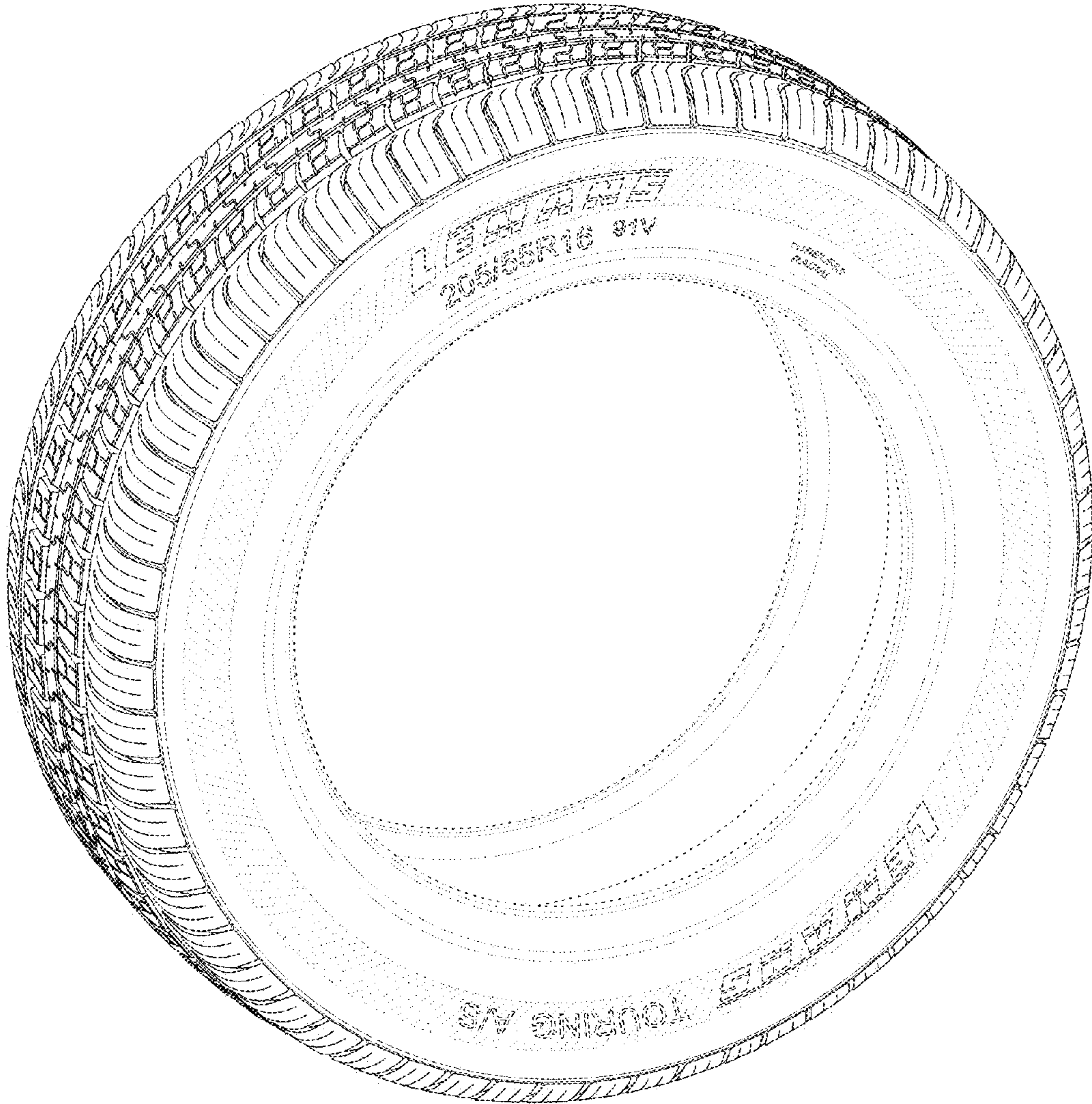


Fig. 1



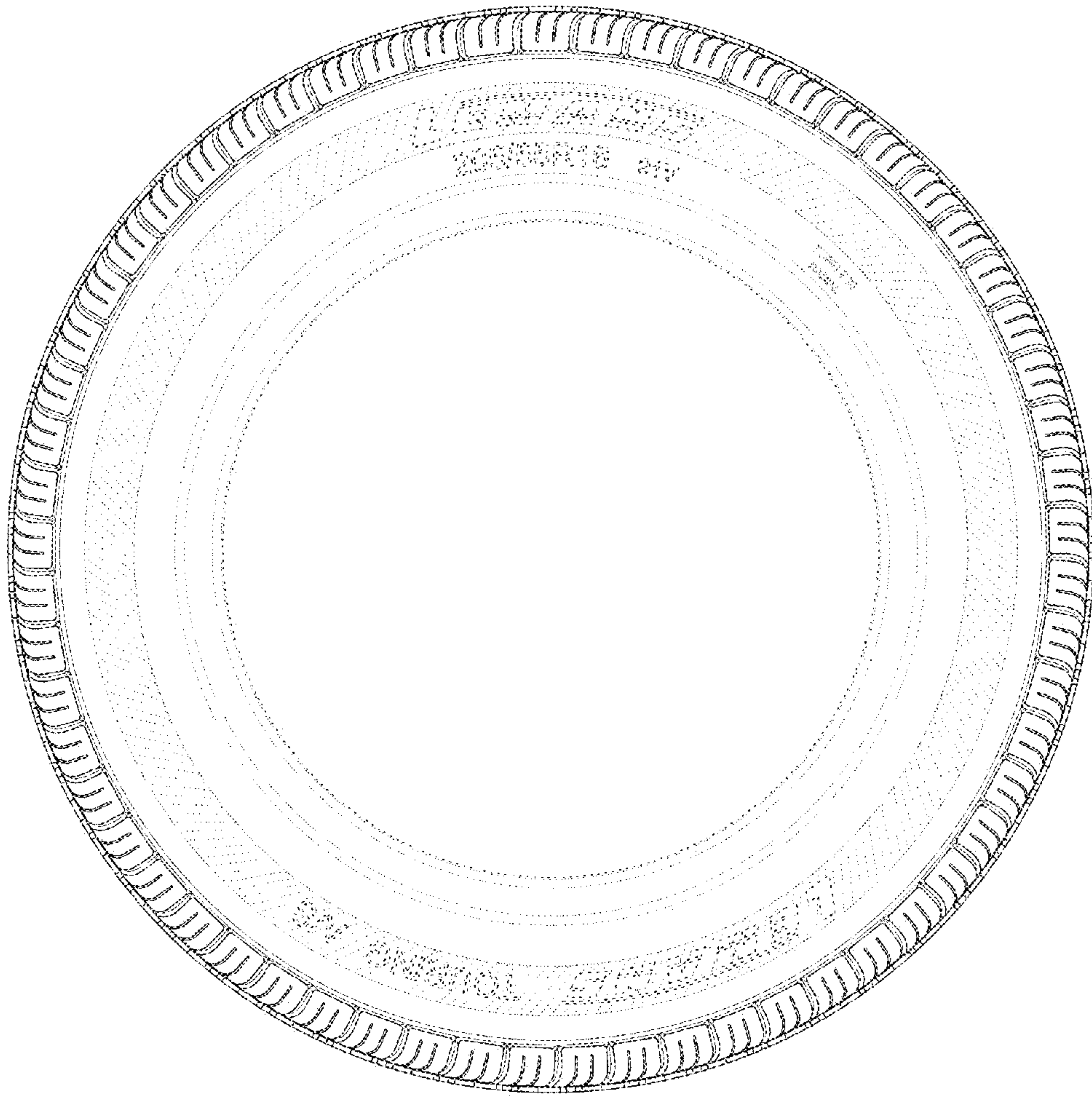


Fig. 2

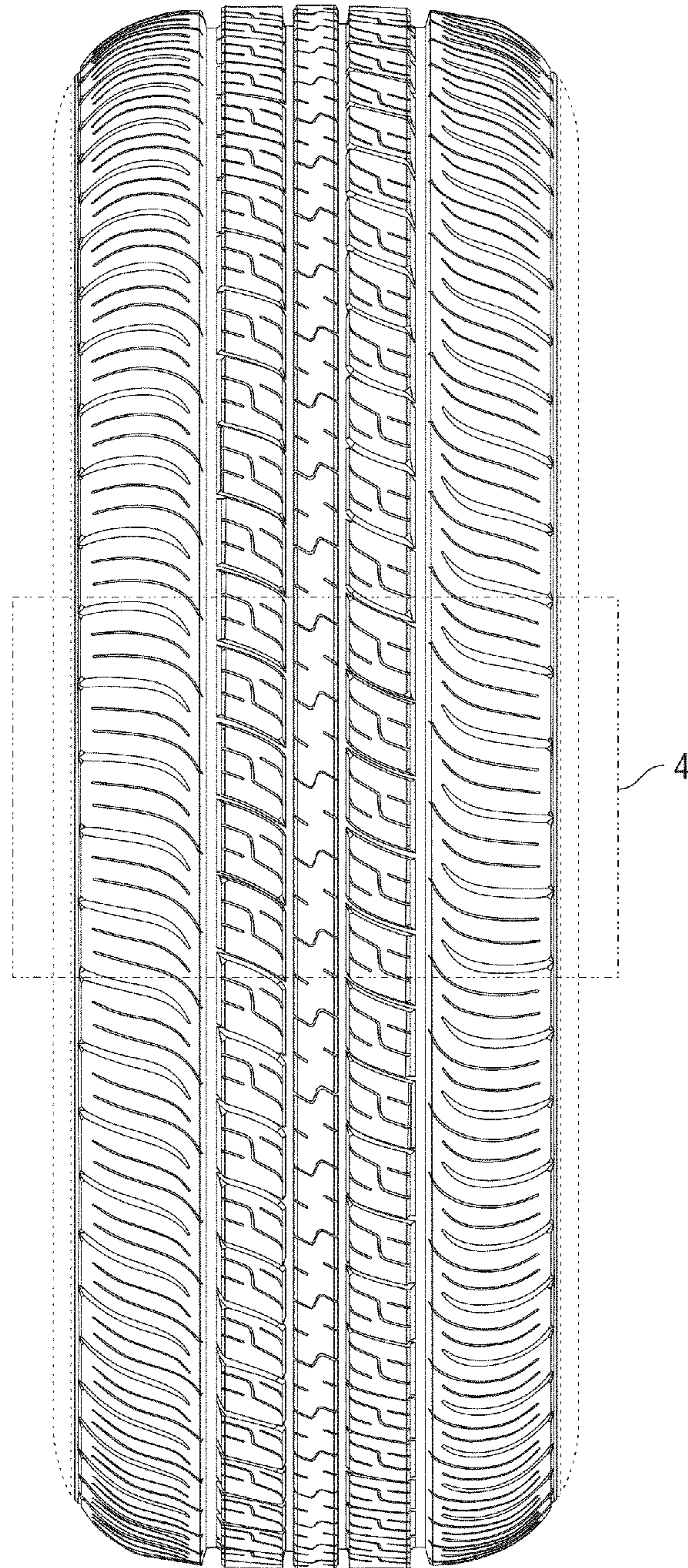


Fig. 3



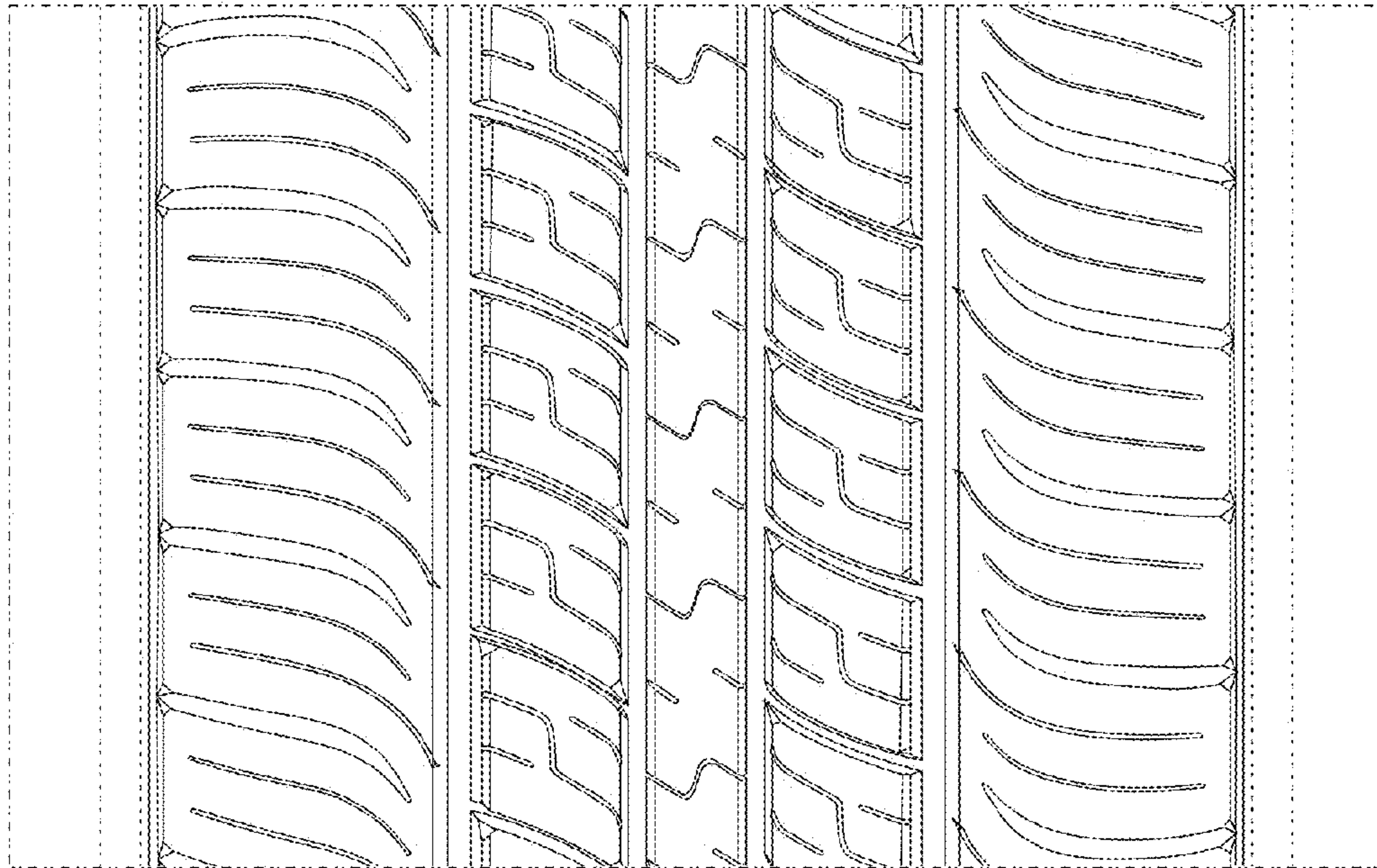


Fig. 4