



US00D762548S

(12) **United States Design Patent**
Faure et al.

(10) **Patent No.:** **US D762,548 S**
(45) **Date of Patent:** **** Aug. 2, 2016**

- (54) **AIRPLANE**
- (71) Applicant: **Airbus Defence and Space SAS**, Les Mureaux (FR)
- (72) Inventors: **Benjamin Faure**, Saint André de Cubzac (FR); **Angélique Santerre**, Listrac-Médoc (FR); **Jean Philippe Dutheil**, Martignas-sur-Jalle (FR); **Christophe Chavagnac**, Paris (FR); **Eugénio Ferreira**, Paris (FR); **Thierry Pichard**, Suresnes (FR)
- (73) Assignee: **AIRBUS DEFENCE AND SPACE SAS**, Les Mureaux (FR)
- (**) Term: **14 Years**

D326,842 S *	6/1992	Buchsel et al.	D12/319
D426,804 S *	6/2000	Birrenbach	D12/319
D491,875 S *	6/2004	Eatkins et al.	D12/319
D499,688 S *	12/2004	Atkinson et al.	D12/319
D500,281 S *	12/2004	Aruga et al.	D12/319
D515,012 S *	2/2006	Eatkins et al.	D12/319
D515,013 S *	2/2006	Eatkins et al.	D12/319
D516,995 S *	3/2006	Eatkins et al.	D12/319
D517,467 S *	3/2006	Vigneron et al.	D12/319
D529,857 S *	10/2006	Eakins et al.	D12/319
D530,658 S *	10/2006	Vigneron et al.	D12/319
D531,954 S *	11/2006	Eakins et al.	D12/319
D537,029 S *	2/2007	Eakins et al.	D12/319
D576,938 S *	9/2008	Moon	D12/343
D589,867 S *	4/2009	Chesne et al.	D12/343
D589,868 S *	4/2009	Matharan et al.	D12/343
D598,361 S *	8/2009	Beaunis et al.	D12/343
D612,792 S *	3/2010	Guering	D12/343
D617,724 S *	6/2010	Saint-Jalmes et al.	D12/343

(Continued)

- (21) Appl. No.: **29/498,519**
- (22) Filed: **Aug. 5, 2014**

Primary Examiner — Robert M Spear
Assistant Examiner — Marissa J Cash
 (74) *Attorney, Agent, or Firm* — Pearne & Gordon LLP

- (30) **Foreign Application Priority Data**
- Feb. 6, 2014 (EM) 002399592-0003
- (51) **LOC (10) Cl.** **12-07**
- (52) **U.S. Cl.**
USPC **D12/342**
- (58) **Field of Classification Search**
USPC D12/319, 322, 323, 326, 327, 328, 329,
D12/330, 339, 341, 342, 343, 344, 345;
D21/436, 438, 439, 440, 441, 446, 447,
D21/448, 449, 450, 453
CPC B64C 39/00; B64C 30/00; B64C 29/00
See application file for complete search history.

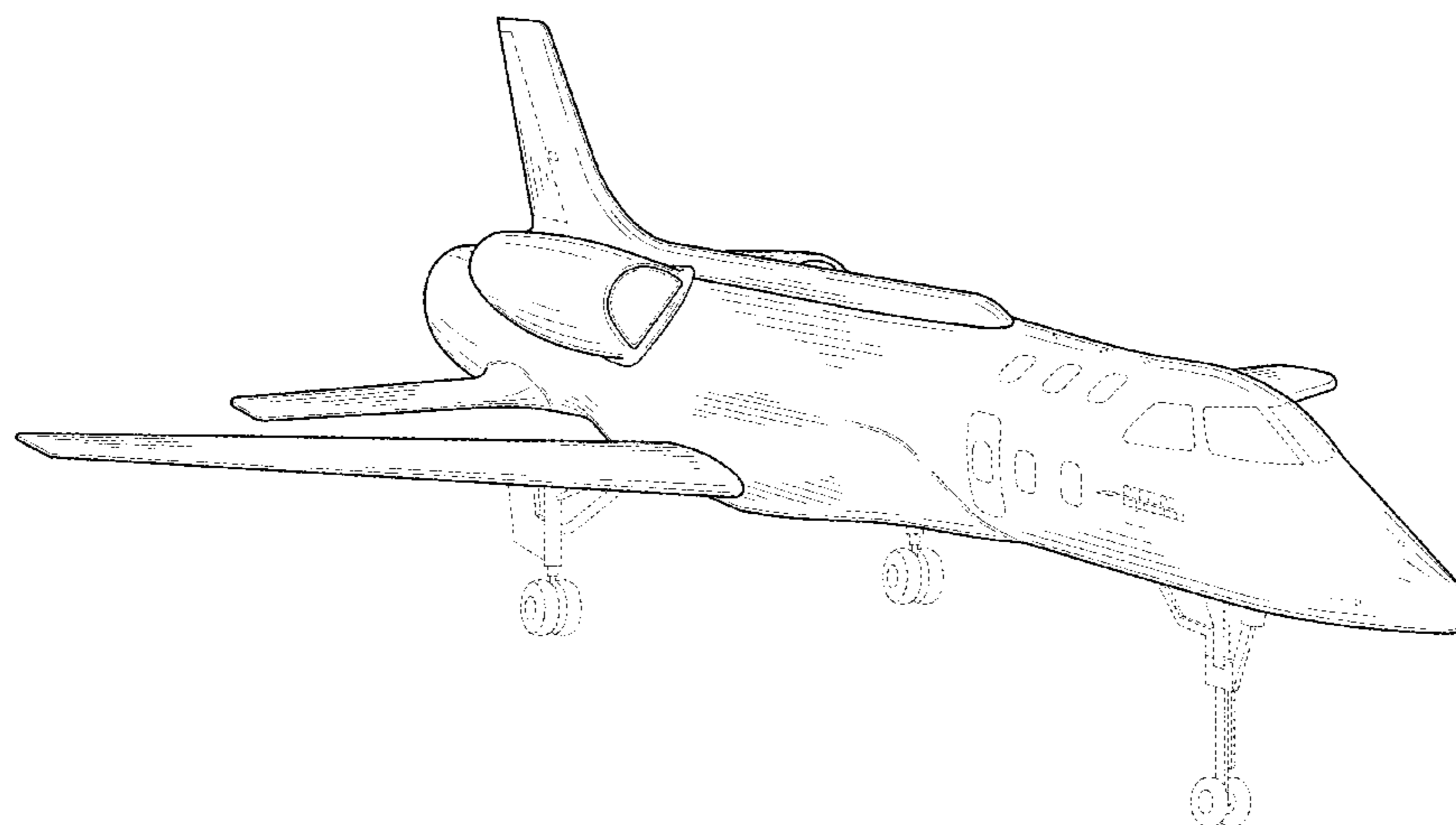
(57) **CLAIM**
 We claim the ornamental design for an airplane, as shown and described.

- (56) **References Cited**
- U.S. PATENT DOCUMENTS
- D231,605 S * 5/1974 Frajola D12/337
- D259,411 S * 6/1981 Miller et al. D12/341

DESCRIPTION

FIG. 1 is a front perspective view of the airplane of the new design, from above the airplane, which is illustrated with landing gear deployed.
 FIG. 2 is a further front perspective view of the airplane, with the airplane banked to one side and the landing gear retracted.
 FIG. 3 is a front view of the airplane; and,
 FIG. 4 is a left-side view of the airplane.
 The broken lines shown on the drawings illustrate portions of the airplane that form no part of the claimed design.

1 Claim, 4 Drawing Sheets



(56)

References Cited

U.S. PATENT DOCUMENTS

D619,076 S *	7/2010	Guering	D12/343	D674,734 S *	1/2013	Fujino et al.	D12/345
D624,479 S *	9/2010	Guering	D12/343	D702,622 S *	4/2014	Klimov et al.	D12/319
D624,480 S *	9/2010	Guering	D12/343	D731,949 S *	6/2015	Matsuo	D12/319
D629,349 S *	12/2010	Hwang	D12/319	D732,458 S *	6/2015	Dutertre	D12/319
D634,696 S *	3/2011	Saint-Jalmes et al.	D12/345	D733,029 S *	6/2015	Dutertre	D12/319
				D733,031 S *	6/2015	Horlin et al.	D12/345
				2010/0276545 A1 *	11/2010	Chavagnac et al.	244/158.9

* cited by examiner

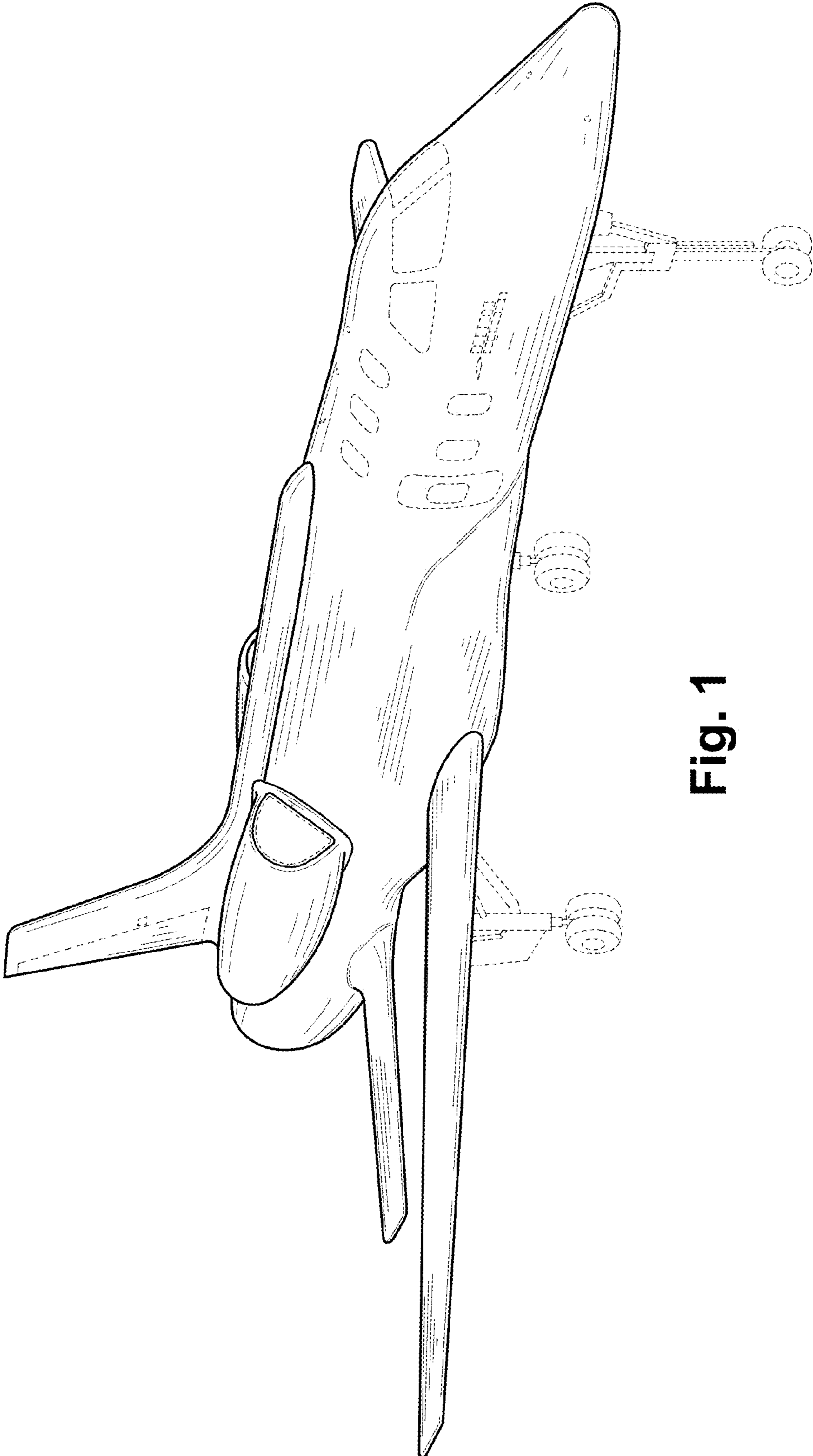


Fig. 1

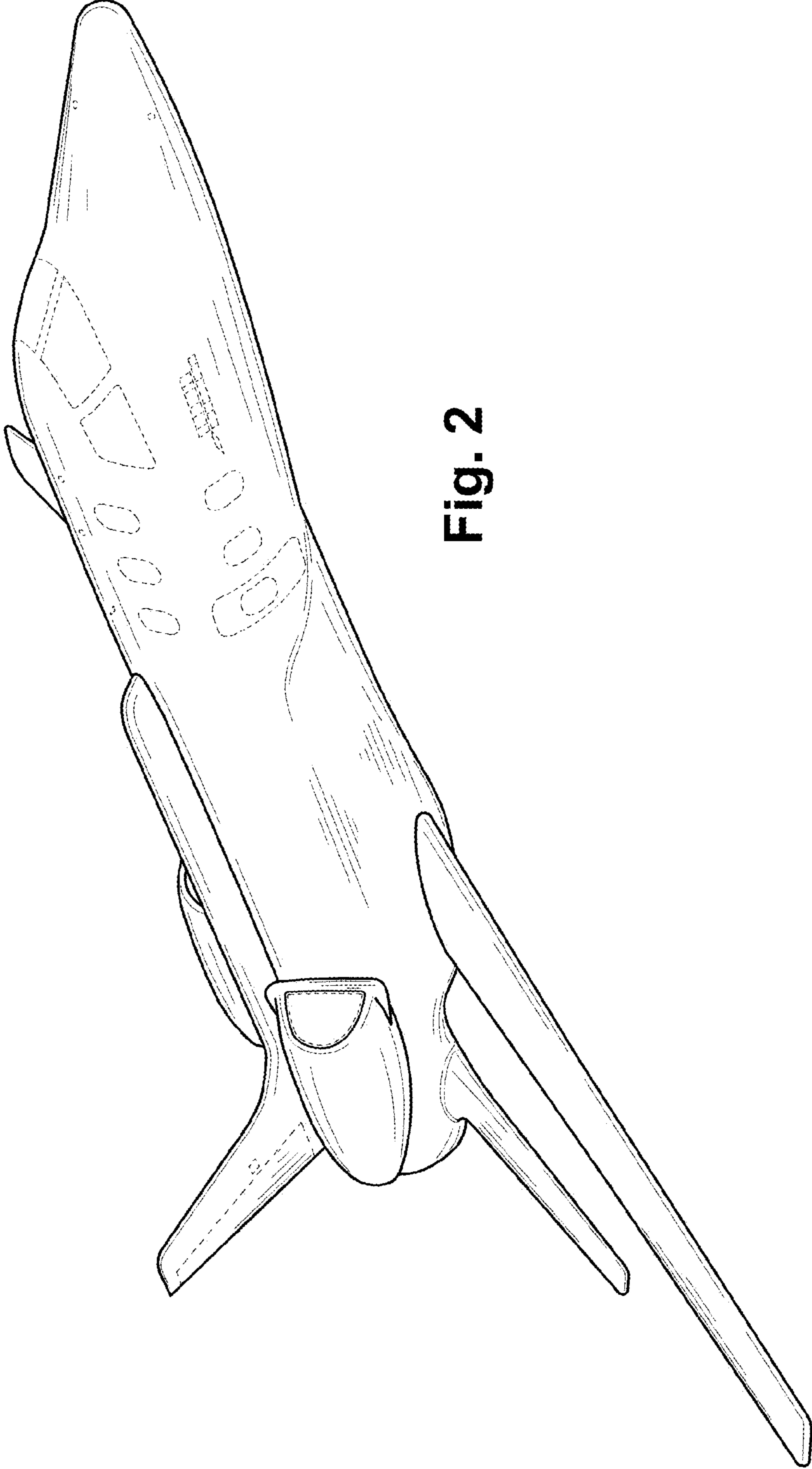


Fig. 2

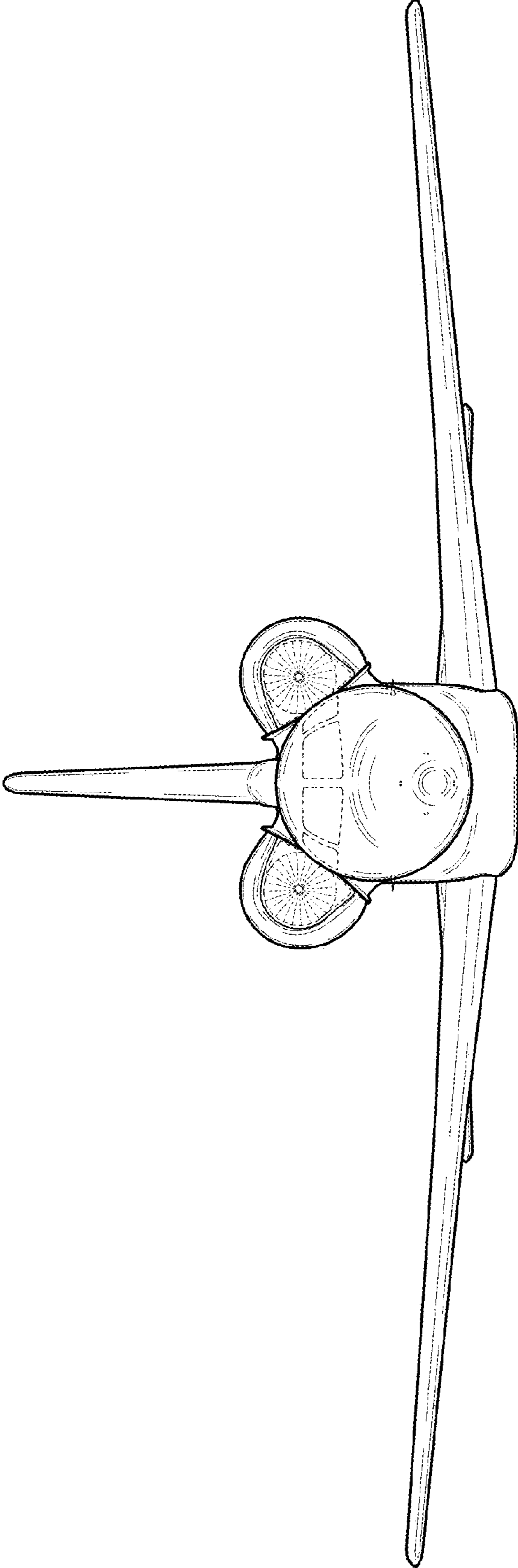


Fig. 3

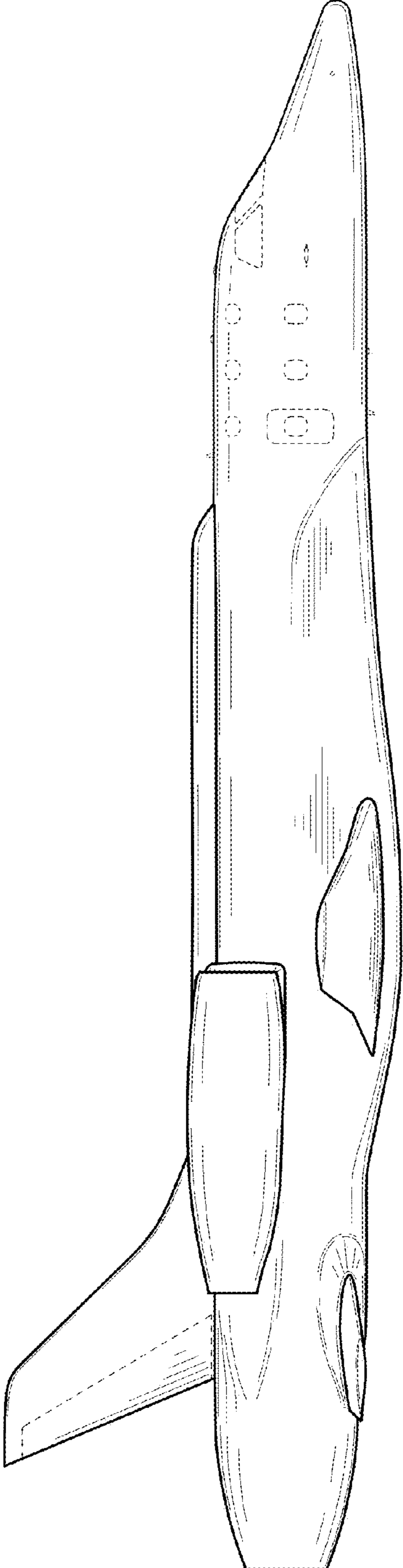


Fig. 4