



US00D762547S

(12) **United States Design Patent**
Garbas

(10) **Patent No.:** **US D762,547 S**

(45) **Date of Patent:** **** Aug. 2, 2016**

(54) **VEHICLE WHEEL**

(71) Applicant: **Bayerische Motoren Werke Aktiengesellschaft, Munich (DE)**

(72) Inventor: **Benjamin Garbas, Munich (DE)**

(73) Assignee: **Bayerische Motoren Werke Aktiengesellschaft, Munich (DE)**

(**) Term: **14 Years**

(21) Appl. No.: **29/521,437**

(22) Filed: **Mar. 24, 2015**

(30) **Foreign Application Priority Data**

Sep. 25, 2014 (DE) 40 2014 100 910

(51) **LOC (10) Cl.** **12-16**

(52) **U.S. Cl.**
USPC **D12/211**

(58) **Field of Classification Search**
USPC D12/204–213
CPC B60B 7/00; B60B 7/02; B60B 7/04;
B60B 7/01; B60B 7/06; B60B 3/02; B60B
3/04; B60B 3/06; B60B 3/10; B60B 1/00;
B60B 1/08; B60B 1/10; B60B 1/12
See application file for complete search history.

(56) **References Cited**

U.S. PATENT DOCUMENTS

| | | | | |
|--------------|---------|-----------|-------|---------|
| D373,562 S * | 9/1996 | Cole | | D12/211 |
| D388,045 S * | 12/1997 | Sakagami | | D12/209 |
| D476,284 S * | 6/2003 | Pfeiffer | | D12/211 |
| D480,672 S * | 10/2003 | Pfeiffer | | D12/209 |
| D491,128 S * | 6/2004 | Hall | | D12/211 |
| D504,651 S * | 5/2005 | Johnson | | D12/211 |
| D506,718 S * | 6/2005 | Szavits | | D12/209 |
| D512,675 S * | 12/2005 | Nagashima | | D12/209 |
| D513,726 S * | 1/2006 | Kamimura | | D12/211 |
| D519,072 S * | 4/2006 | Komuro | | D12/209 |
| D519,434 S * | 4/2006 | Werner | | D12/211 |

| | | | | |
|--------------|---------|-----------------|-------|---------|
| D523,798 S * | 6/2006 | Szavits | | D12/209 |
| D527,326 S * | 8/2006 | Pfeiffer | | D12/209 |
| D550,598 S * | 9/2007 | Schaefers | | D12/209 |
| D554,573 S * | 11/2007 | Pfeiffer | | D12/211 |
| D571,703 S * | 6/2008 | Antoniadis | | D12/211 |
| D588,516 S * | 3/2009 | Nagashima | | D12/211 |
| D612,789 S * | 3/2010 | Tant | | D12/211 |
| D619,069 S * | 7/2010 | Patel | | D12/209 |
| D643,793 S * | 8/2011 | Juergens et al. | | |
| D644,157 S * | 8/2011 | Antoniadis | | D12/211 |
| D644,586 S * | 9/2011 | Baum | | D12/209 |
| D653,598 S * | 2/2012 | Zhao | | D12/211 |
| D683,683 S * | 6/2013 | Thurner | | |
| D703,600 S * | 4/2014 | Chen | | D12/211 |
| D720,676 S * | 1/2015 | Caswell | | D12/209 |
| D731,943 S * | 6/2015 | Holstein | | D12/211 |
| D744,933 S * | 12/2015 | Holstein | | D12/211 |

FOREIGN PATENT DOCUMENTS

| | | |
|----|----------------|---------|
| EM | 001744640-0001 | 11/2011 |
| EM | 002120279-0001 | 9/2013 |
| WO | DM/047770 | 7/1999 |

* cited by examiner

Primary Examiner — Stacia Cadmus

(74) *Attorney, Agent, or Firm* — Crowell & Moring LLP

(57) **CLAIM**

The ornamental design for a vehicle wheel, as shown and described.

DESCRIPTION

FIG. 1 is a perspective view of a vehicle wheel according to the design;

FIG. 2 is an additional perspective view thereof;

FIG. 3 is an additional perspective view thereof;

FIG. 4 is a front view thereof;

FIG. 5 is a rear view thereof in a lighter gray scale, representing environmental features that form no part of the claimed design; and,

FIG. 6 is a side view thereof.

1 Claim, 6 Drawing Sheets







Fig. 1



Fig. 2



Fig. 3



Fig. 4




Fig. 5




Fig. 6