



US00D762542S

(12) **United States Design Patent**
Chinavare

(10) **Patent No.:** **US D762,542 S**
(45) **Date of Patent:** **** Aug. 2, 2016**

(54) **VEHICLE WHEEL**

(71) Applicant: **Kevin Chinavare**, Middleville, MI (US)

(72) Inventor: **Kevin Chinavare**, Middleville, MI (US)

(73) Assignee: **Lacks Enterprises, Inc.**, Grand Rapids, MI (US)

(**) Term: **14 Years**

(21) Appl. No.: **29/454,921**

(22) Filed: **May 15, 2013**

(51) **LOC (10) Cl.** **12-16**

(52) **U.S. Cl.**
USPC **D12/209**

(58) **Field of Classification Search**
USPC D12/204–213
CPC B60B 7/00; B60B 7/02; B60B 7/04;
B60B 7/01; B60B 7/06; B60B 3/02; B60B
3/04; B60B 3/06; B60B 3/10; B60B 1/00;
B60B 1/08; B60B 1/10; B60B 1/12
See application file for complete search history.

(56) **References Cited**

U.S. PATENT DOCUMENTS

D401,205 S	*	11/1998	Fischer	D12/209
D485,523 S	*	1/2004	Takechi	D12/209
D492,238 S	*	6/2004	Bernoni	D12/211
D515,996 S	*	2/2006	Baumgartner	D12/209
D526,946 S	*	8/2006	Takechi	D12/209
D579,396 S	*	10/2008	Osborne	D12/209

D596,100 S	*	7/2009	Aroney	D12/211
D613,228 S	*	4/2010	Juergens	D12/209
D617,711 S	*	6/2010	Lamm	D12/209
D624,476 S	*	9/2010	Goto	D12/209
D651,957 S	*	1/2012	Chung	D12/209
D653,188 S	*	1/2012	Zhao	D12/211
D670,224 S	*	11/2012	Goto	D12/209
D690,248 S	*	9/2013	Bildhaeuser	D12/209
D694,165 S	*	11/2013	Chinavare	D12/209
D722,545 S	*	2/2015	Chung	D12/209
D735,103 S	*	7/2015	Lemke	D12/209
D739,323 S	*	9/2015	Kermelk	D12/209
D744,397 S	*	12/2015	Pollmann	D12/209
D744,399 S	*	12/2015	Juergens	D12/209

* cited by examiner

Primary Examiner — Stacia Cadmus

(74) *Attorney, Agent, or Firm* — John S. Artz; Dickinson Wright PLLC

(57) **CLAIM**

The ornamental design for a vehicle wheel, as shown and described.

DESCRIPTION



FIG. 1 is a perspective view of a vehicle wheel, showing my new design;

FIG. 2 is a front view thereof; and,

FIG. 3 is a rear view thereof.

The broken line showing of the lug nut openings, the valve stem opening and the rear portion of the wheel is included for the purpose of illustrating environment and forms no part of the claimed design.

1 Claim, 3 Drawing Sheets






FIG. 1

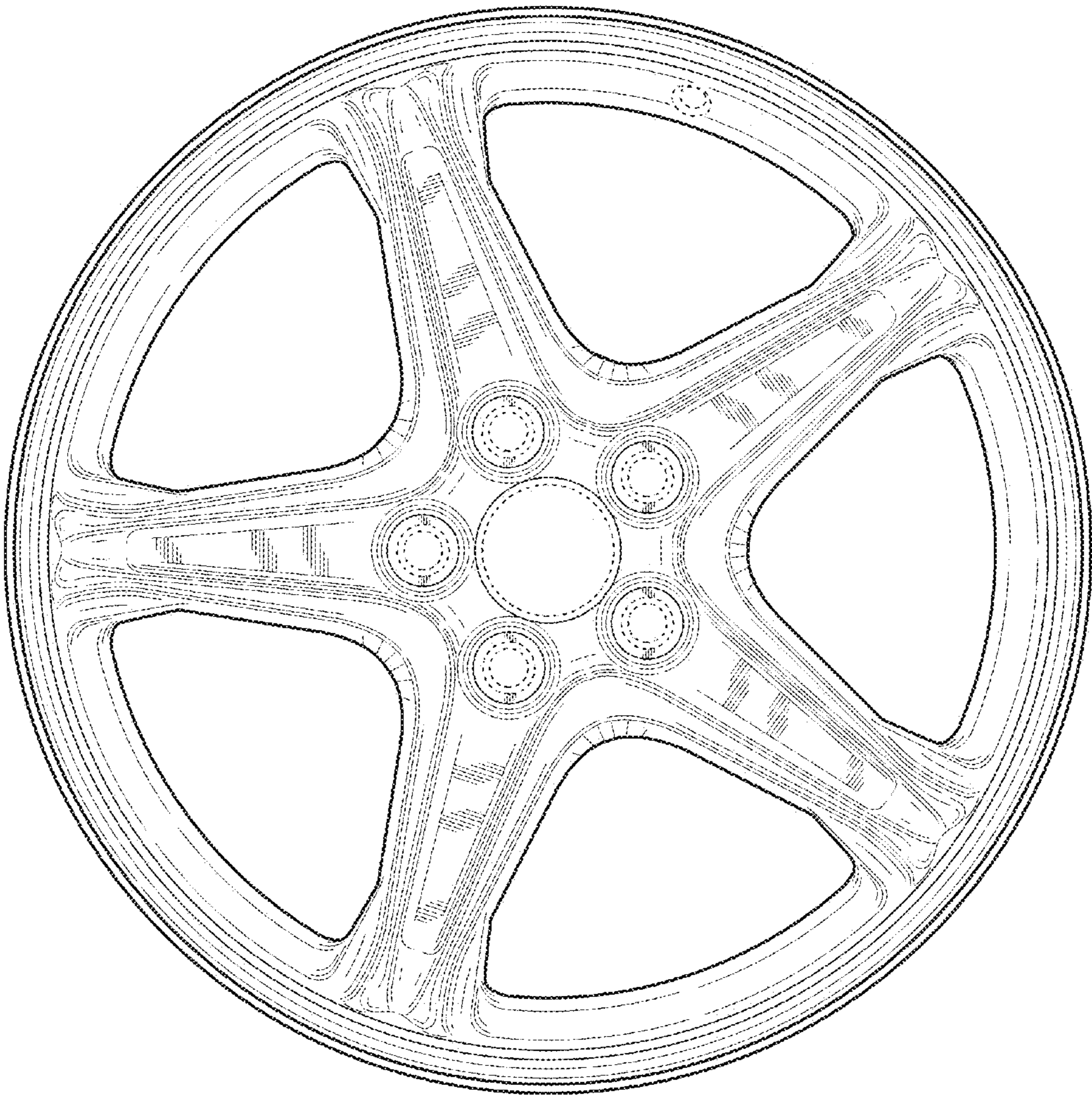


FIG. 2

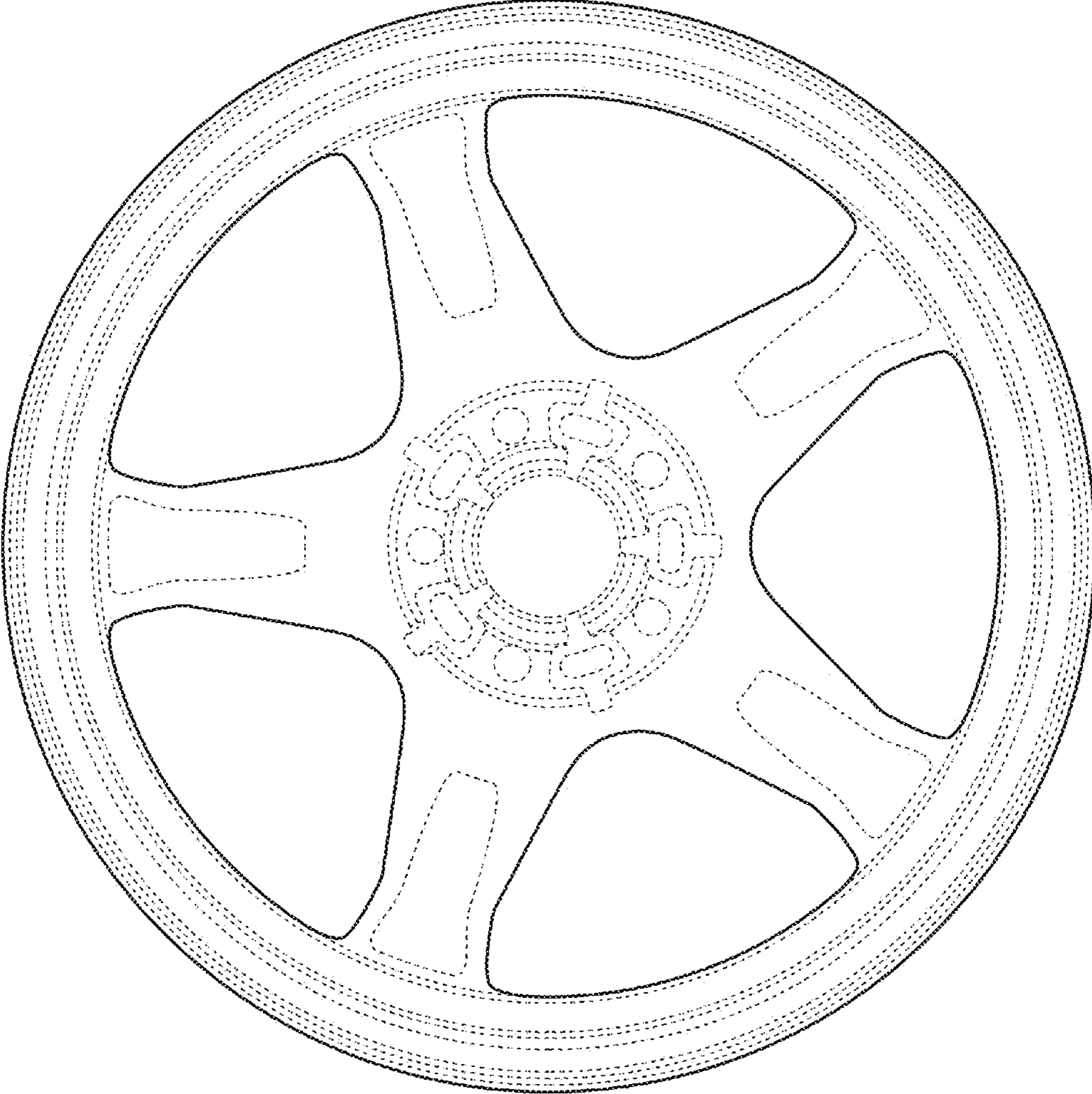


FIG. 3