



US00D762541S

(12) **United States Design Patent**  
**Jo et al.**

(10) **Patent No.:** **US D762,541 S**  
(45) **Date of Patent:** **\*\* Aug. 2, 2016**

(54) **FRONT DOOR PANEL FOR AUTOMOBILES**

(71) Applicant: **Kia Motors Corporation**, Seoul (KR)

(72) Inventors: **Wan-Dong Jo**, Seoul (KR); **Soo-Woon Jeon**, Seoul (KR)

(73) Assignee: **Kia Motors Corporation**, Seoul (KR)

(\*\*) Term: **15 Years**

(21) Appl. No.: **29/534,594**

(22) Filed: **Jul. 30, 2015**

(30) **Foreign Application Priority Data**

Feb. 16, 2015 (KR) ..... 30-2015-0008346

(51) **LOC (10) Cl.** ..... **12-16**

(52) **U.S. Cl.**  
USPC ..... **D12/196**

(58) **Field of Classification Search**  
USPC ..... D12/86, 90-92, 190, 196  
CPC ..... B60R 13/04; B60R 19/54; B62D 25/12;  
B62D 27/026; B62D 35/005; B60J 5/0412  
See application file for complete search history.

(56) **References Cited**

**U.S. PATENT DOCUMENTS**

- D586,263 S \* 2/2009 Osborne ..... D12/92
- D592,555 S \* 5/2009 Kanno ..... D12/92
- D596,990 S \* 7/2009 Kaneko ..... D12/92
- D617,706 S \* 6/2010 Lamm ..... D12/196
- D636,296 S \* 4/2011 Lian ..... D12/92
- D714,192 S \* 9/2014 Huet ..... D12/92

- D714,688 S \* 10/2014 Baek ..... D12/92
- D714,689 S \* 10/2014 Bischoff ..... D12/92
- D718,662 S \* 12/2014 Ishizuka ..... D12/92
- D719,065 S \* 12/2014 Sakae ..... D12/92
- D720,654 S \* 1/2015 Baek ..... D12/92
- D726,073 S \* 4/2015 Kim ..... D12/92

**OTHER PUBLICATIONS**

<https://www.youtube.com/watch?v=3aqCjhvllg>—Published Apr. 1, 2015.\*

<http://autoweek.com/article/car-reviews/2016-kia-optima-sedan-re-view-test-drive-price-gallery-horsepower>—Published Oct. 21, 2015.\*

\* cited by examiner

*Primary Examiner* — Manpreet Matharu

*Assistant Examiner* — Mojtaba Tehrani

(74) *Attorney, Agent, or Firm* — Mintz Levin Cohn Ferris Glovsky and Popeo, P.C.; Kongsik Kim



(57) **CLAIM**

The ornamental design for a front door panel for automobiles, as shown.

**DESCRIPTION**

FIG. 1 is a perspective view of a front door panel for automobiles, showing our new design;  
FIG. 2 is a front view thereof.  
FIG. 3 is a rear view thereof.  
FIG. 4 is a left side view thereof.  
FIG. 5 is a right side view thereof.  
FIG. 6 is a top view thereof; and,  
FIG. 7 is a bottom view thereof.

**1 Claim, 7 Drawing Sheets**






**FIG. 1**






**FIG. 2**





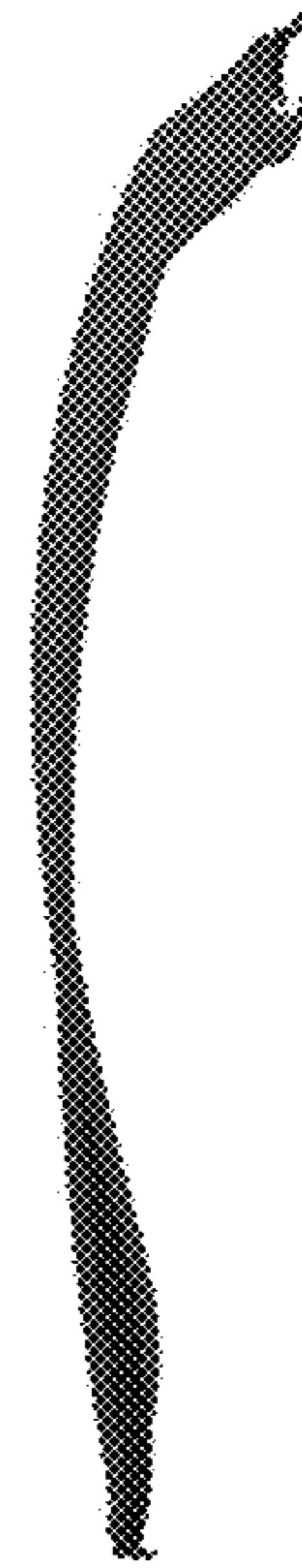
**FIG. 3**




**FIG. 4**



**FIG. 5**



**FIG. 6**



**FIG. 7**

