



US00D762536S

(12) **United States Design Patent**
Wurzer et al.

(10) **Patent No.:** **US D762,536 S**
(45) **Date of Patent:** **** Aug. 2, 2016**

- (54) **CLUTCH EXTENDER**
- (71) Applicants: **David T. Wurzer**, Carroll, IA (US);
Adam J. Wurzer, Carroll, IA (US);
Terry D. Wurzer, Panora, IA (US)
- (72) Inventors: **David T. Wurzer**, Carroll, IA (US);
Adam J. Wurzer, Carroll, IA (US);
Terry D. Wurzer, Panora, IA (US)
- (**) Term: **14 Years**
- (21) Appl. No.: **29/524,184**
- (22) Filed: **Apr. 17, 2015**
- (51) **LOC (10) Cl.** **12-11**
- (52) **U.S. Cl.**
USPC **D12/174; D8/382**
- (58) **Field of Classification Search**
USPC D8/72, 323, 324, 325, 327, 328, 330,
D8/331, 336, 338, 349, 353, 356, 381, 382,
D8/394, 395; D12/114, 174, 177, 179,
D12/180, 223; D16/334; D19/203; 4/236,
4/240; 5/503.1; 16/225, 235, 236, 238,
16/241-245, 248, 250, 275, 309, 329, 337,
16/340, 379, 381, 385, 390, 430;
24/16 PB, 545; 49/381; 138/106;
174/72 A, 135, 152 G, 153 G; 248/49,
248/68.1, 73, 74.3, 544, 682
CPC .. F16B 2/065; F16B 37/0807; F16B 37/0857;
F16D 13/585; F01L 1/185; F01L 13/0005;
F01L 13/0036; A45F 5/00; A63B 57/00
See application file for complete search history.

- D460,734 S * 7/2002 Carlson D12/223
- D467,790 S * 12/2002 Roberts D8/356
- D480,330 S * 10/2003 Miller D12/174
- 6,760,956 B1 * 7/2004 Lee A45F 5/00
224/932
- D494,450 S * 8/2004 Schultz D8/356
- 6,834,839 B1 * 12/2004 Wilson F16M 11/20
248/230.1
- D534,065 S * 12/2006 Andre D14/205
- D534,417 S * 1/2007 Caruana D8/382
- D616,286 S * 5/2010 Foresman D8/354
- D635,445 S * 4/2011 Foresman D8/354
- 8,006,662 B2 * 8/2011 Rorig F01L 1/185
123/90.39
- D652,286 S * 1/2012 Mair D8/356
- D712,487 S * 9/2014 Strand D21/484
- D712,808 S * 9/2014 Azevedo D12/179
- D722,864 S * 2/2015 Greenthal D8/382
- D741,697 S * 10/2015 McGrath D8/382
- D747,413 S * 1/2016 Hoyt Drazen D19/203
- D750,475 S * 3/2016 Bucher D8/382
- 2008/0277536 A1 * 11/2008 Olle F16B 2/065
248/72

* cited by examiner

Primary Examiner — Philip S Hyder

Assistant Examiner — Darlington Ly

(74) *Attorney, Agent, or Firm* — Dennis L. Thomte; Thomte Patent Law Office LLC

(57) **CLAIM**

The ornamental design for a clutch extender, as shown and described.

DESCRIPTION

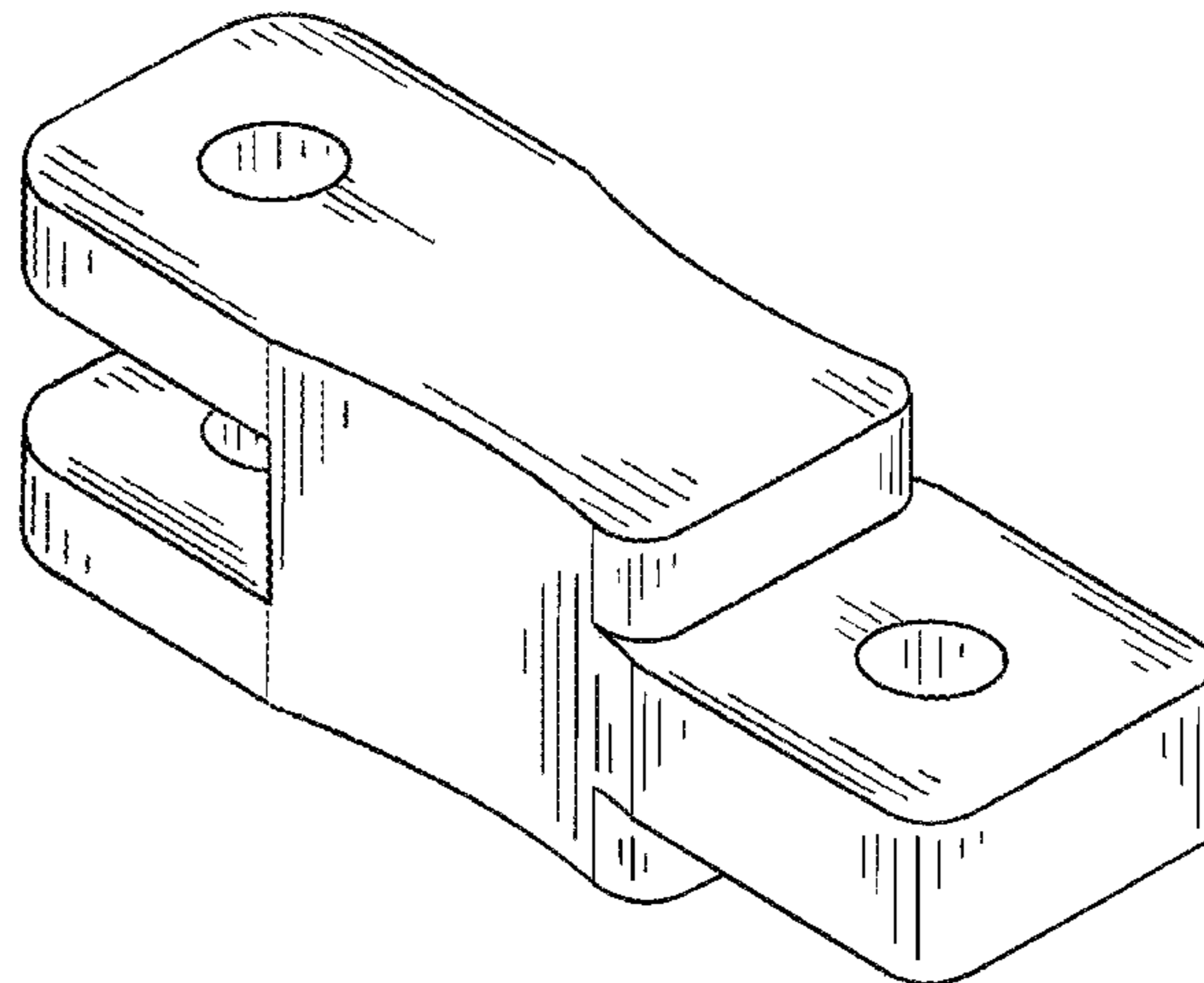
FIG. 1 is a top, front, and left side perspective view of the clutch extender showing our new design;
FIG. 2 is a top plan view thereof;
FIG. 3 is a bottom plan view thereof;
FIG. 4 is a left side elevation view thereof;
FIG. 5 is a right side elevation view thereof;
FIG. 6 is a rear elevation view thereof; and,
FIG. 7 is a front elevation view thereof.

1 Claim, 4 Drawing Sheets

(56) **References Cited**

U.S. PATENT DOCUMENTS

- D228,877 S * 10/1973 Hirt D8/373
- D308,467 S * 6/1990 Fenton D8/367
- D372,420 S * 8/1996 Mendez D8/356
- D392,609 S * 3/1998 Pingel D12/179
- D409,895 S * 5/1999 Schron, Jr. D8/349
- D453,102 S * 1/2002 Postelwait D8/349



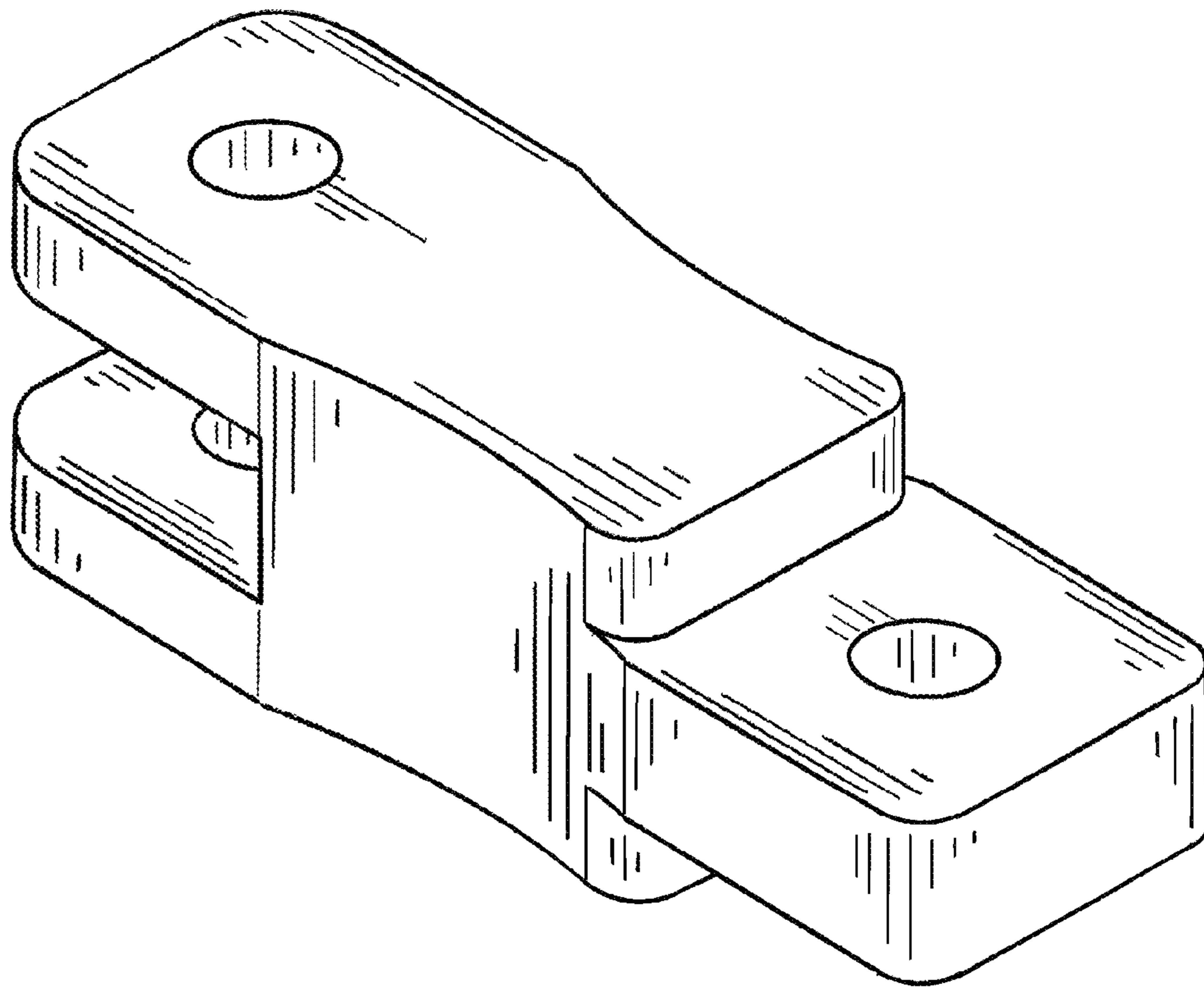


FIG. 1

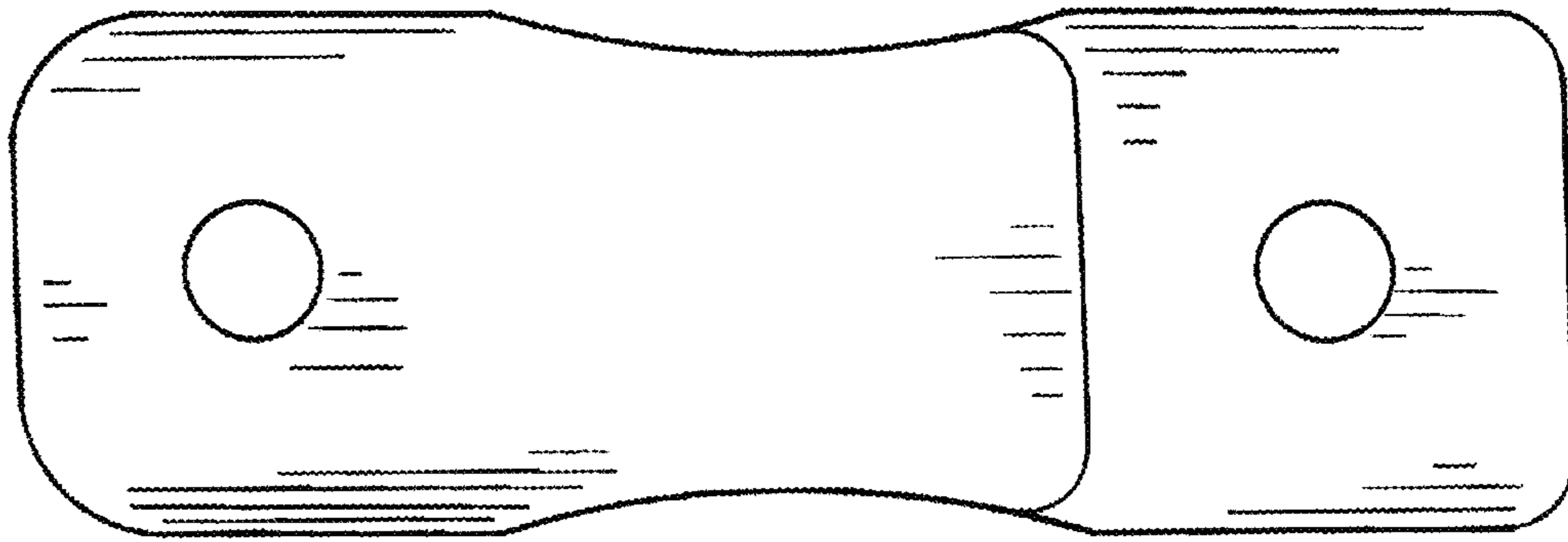


FIG. 2

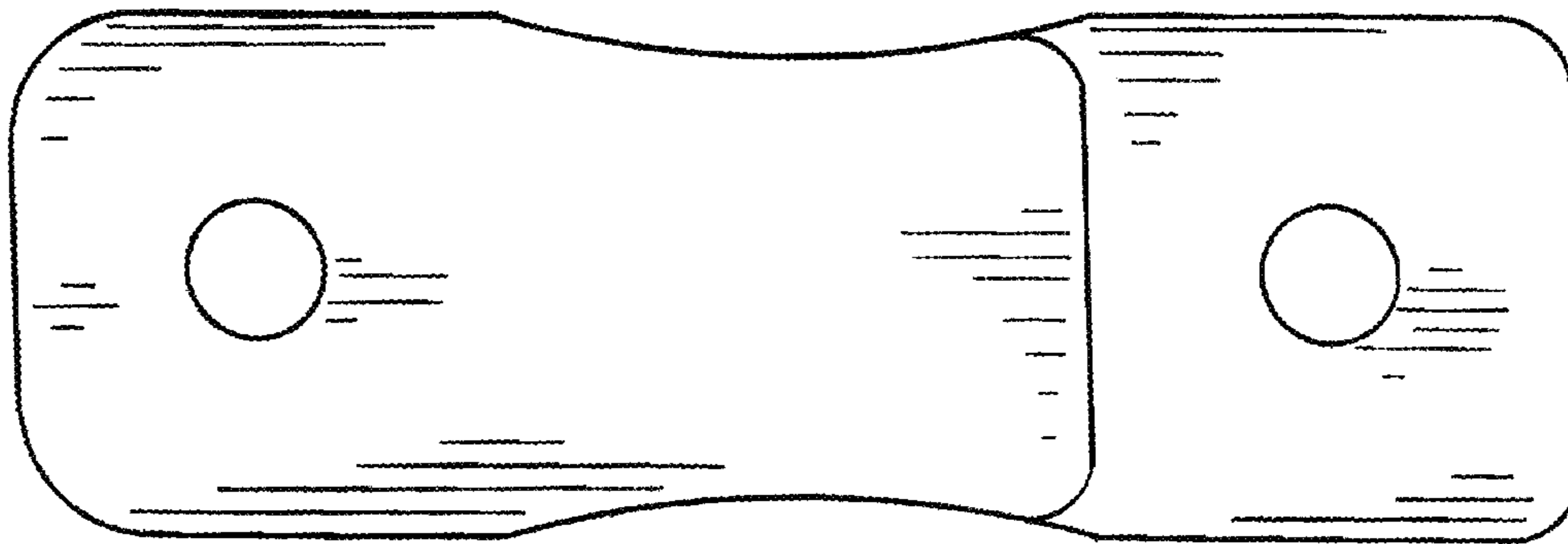


FIG. 3

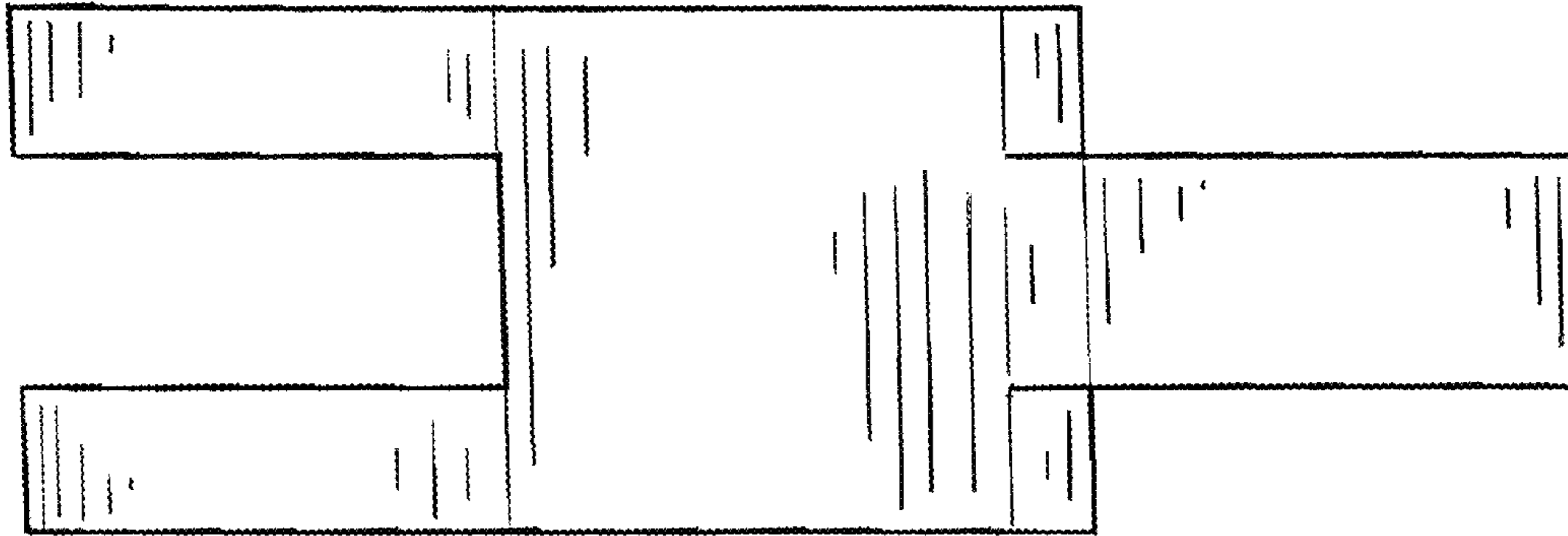


FIG. 4

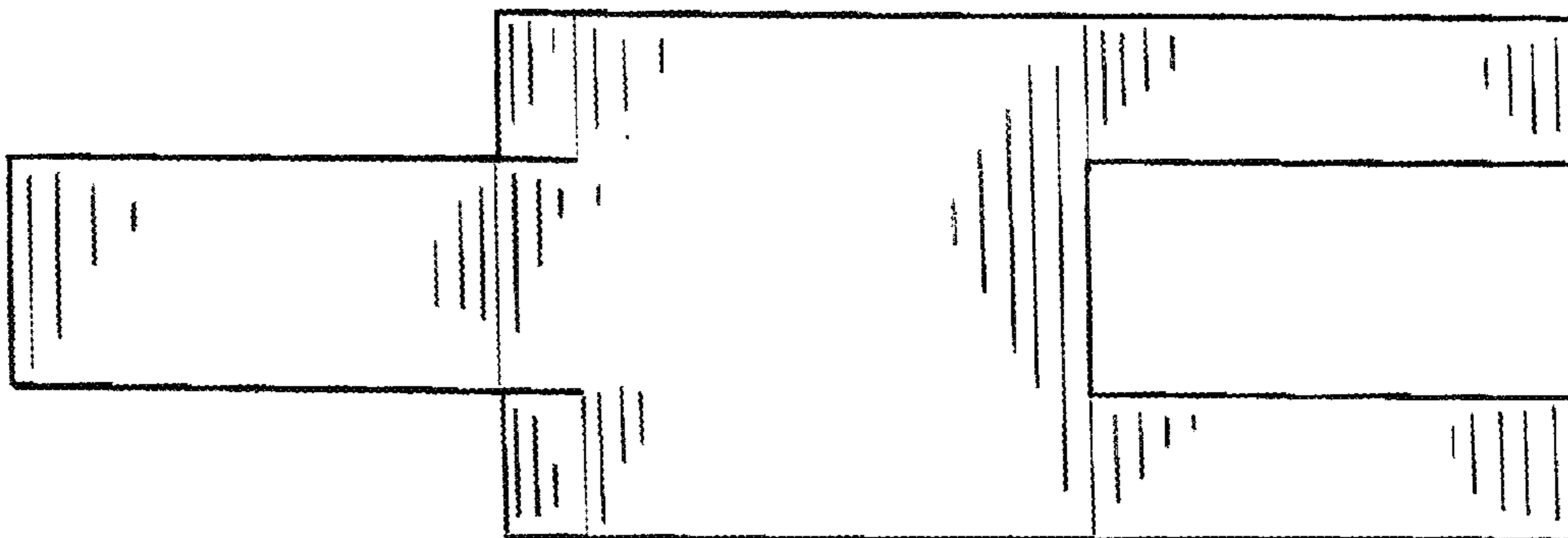


FIG. 5

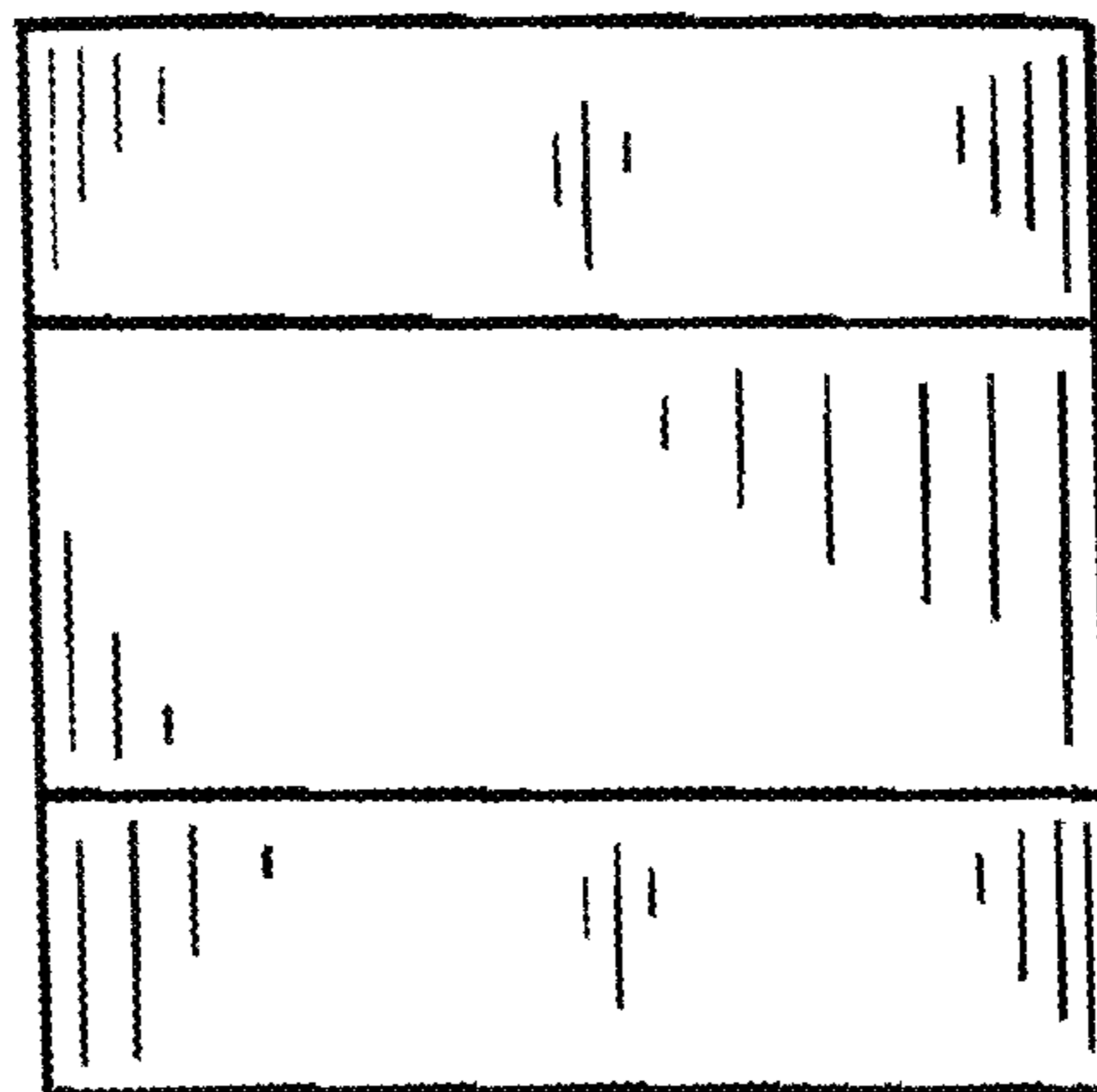


FIG. 6

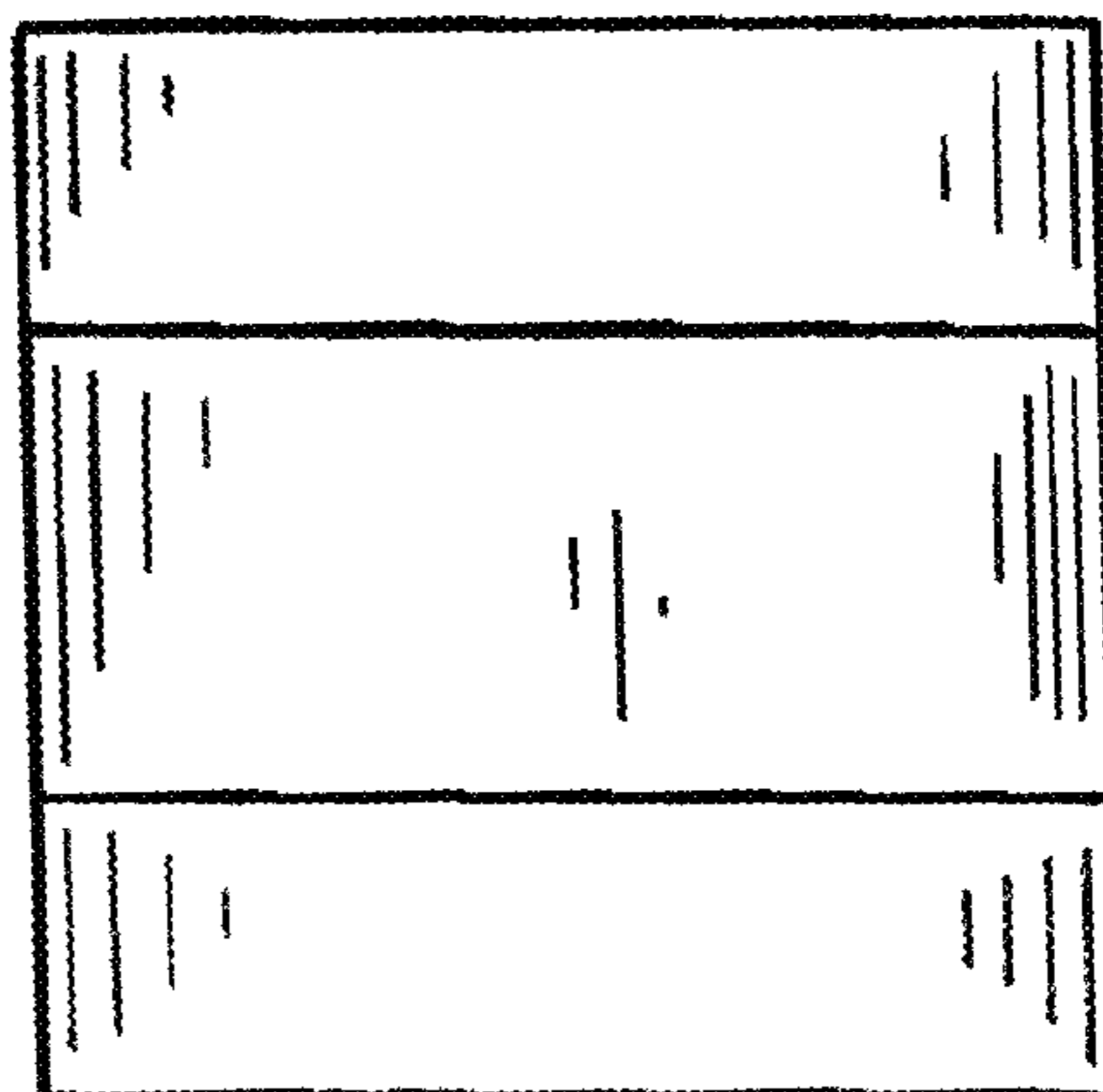


FIG. 7