



US00D762534S

(12) **United States Design Patent**
Faghihzadeh

(10) **Patent No.:** **US D762,534 S**
(45) **Date of Patent:** **** Aug. 2, 2016**

(54) **HOOD FOR A VEHICLE**
(71) Applicant: **Bayerische Motoren Werke**
Aktiengesellschaft, Munich (DE)

D688,995 S * 9/2013 Hildebrand D12/173
D691,931 S * 10/2013 Song D12/173
D694,682 S * 12/2013 Johnson D12/173
D735,626 S * 8/2015 Blanski D12/173
D746,740 S * 1/2016 Wolff D12/173

(72) Inventor: **Nader Faghihzadeh, Munich (DE)**

FOREIGN PATENT DOCUMENTS

(73) Assignee: **Bayerische Motoren Werke**
Aktiengesellschaft, Munich (DE)

WO DM/063034 4/2003

(**) Term: **15 Years**

* cited by examiner

(21) Appl. No.: **29/527,515**

Primary Examiner — Melody N Brown

(22) Filed: **May 20, 2015**

(74) *Attorney, Agent, or Firm* — Crowell & Moring LLP

(30) **Foreign Application Priority Data**

Nov. 21, 2014 (DE) 40 2014 101 119

(51) **LOC (10) Cl.** **12-16**

(52) **U.S. Cl.**
USPC **D12/173**

(58) **Field of Classification Search**
USPC D12/173, 196, 86, 90–92, 181;
180/69.21, 69.2, 69.22;
296/190.1–190.5, 190.8, 193.11, 37.6
CPC B62D 25/10; B62D 25/06; B62D 65/02;
B62D 25/12; B60Q 1/00
See application file for complete search history.

(56) **References Cited**

U.S. PATENT DOCUMENTS

D480,339 S 10/2003 Boyer
D639,216 S * 6/2011 Faghihzadeh D12/173
D651,144 S * 12/2011 Okumoto D12/173
D659,612 S * 5/2012 Matsumoto D12/173
D662,013 S * 6/2012 Hakamata D12/173
D666,540 S * 9/2012 Karras D12/173
D683,286 S * 5/2013 Fuchigami D12/173

(57) **CLAIM**

The ornamental design for a hood for a vehicle, as shown and described.

DESCRIPTION

This application contains subject matter related to the following co-pending U.S. design patent applications: Application Ser. No. 29/527,514, filed herewith and entitled “Vehicle, Toy, and/or Replicas Thereof”; and Application Ser. No. 29/527,524, filed herewith and entitled “Vehicle, Toy, and/or Replicas Thereof”. FIG. 1 is a top view of a hood for a vehicle according to the design; FIG. 2 is a front view thereof; FIG. 3 is a right, front perspective view thereof, the left, front perspective view being mirror symmetrical; FIG. 4 is a right, rear perspective view thereof, the left, rear perspective view being mirror symmetrical; FIG. 5 is a right side view thereof, the left side view being mirror symmetrical; FIG. 6 is a rear view thereof; and, FIG. 7 is a bottom view thereof.

1 Claim, 7 Drawing Sheets

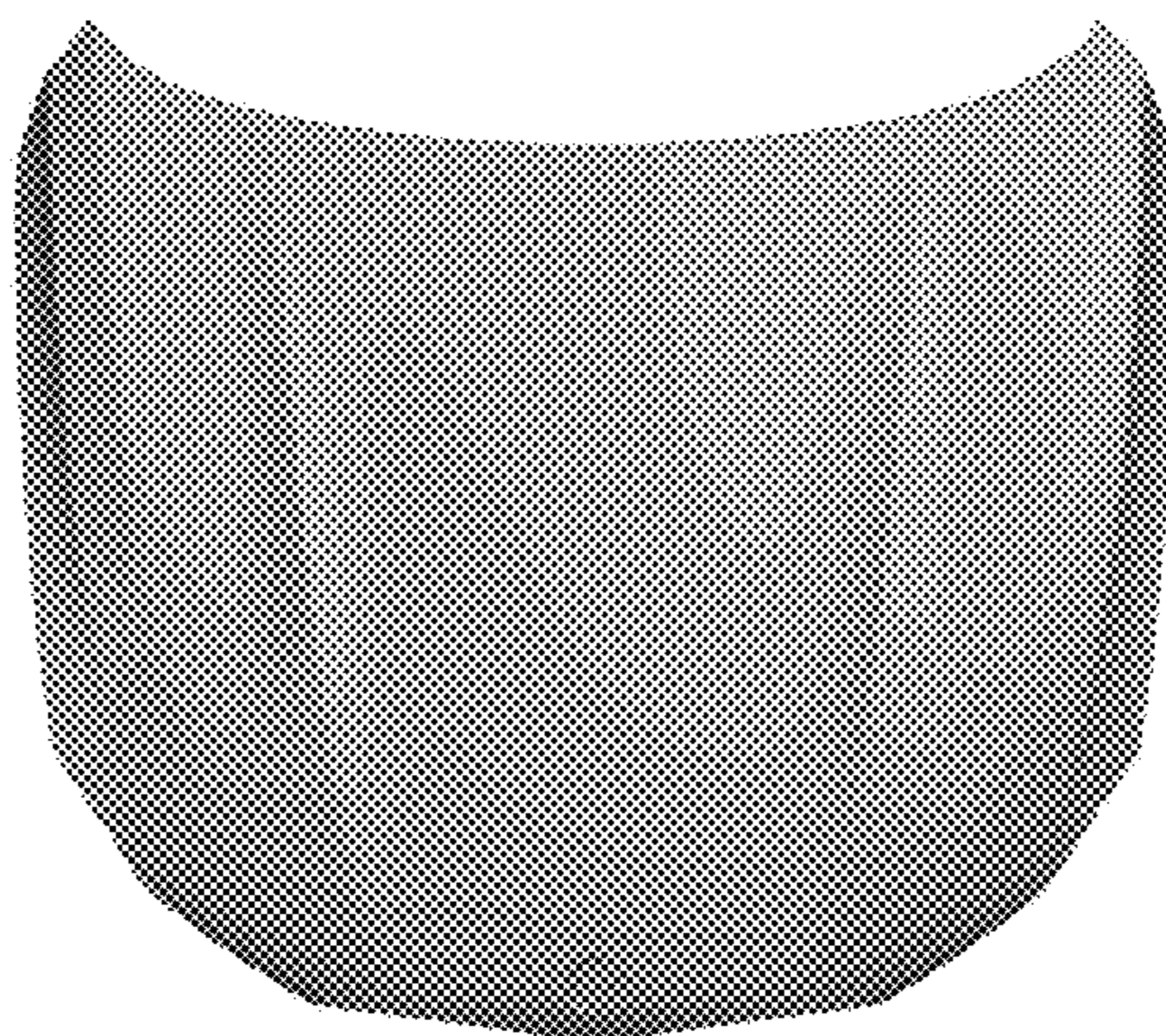




Fig. 1




Fig. 2




Fig. 3




Fig. 4




Fig. 5



Fig. 6

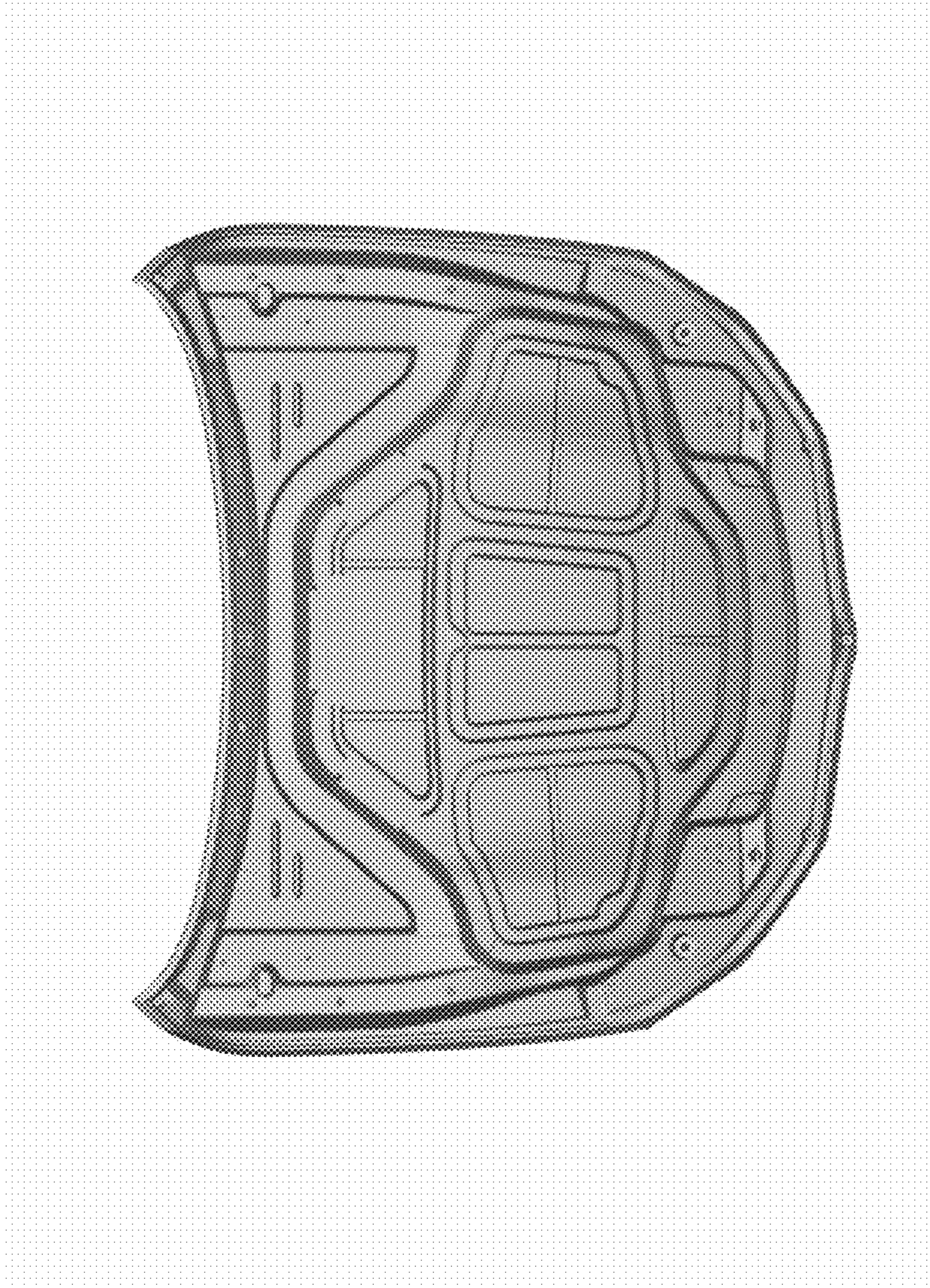


Fig. 7