



US00D762530S

(12) **United States Design Patent**
Karpinski

(10) **Patent No.:** **US D762,530 S**

(45) **Date of Patent:** **** Aug. 2, 2016**

(54) **SWIRLED FENDERS**

(71) Applicant: **Taylor Made Group, LLC,**
Gloversville, NY (US)

(72) Inventor: **David S. Karpinski,** Ballston Spa, NY
(US)

(73) Assignee: **TAYLOR MADE GROUP, LLC,**
Gloversville, NY (US)

(**) Term: **14 Years**

(21) Appl. No.: **29/506,414**

(22) Filed: **Oct. 15, 2014**

(51) **LOC (10) Cl.** **12-16**

(52) **U.S. Cl.**
USPC **D12/168**

(58) **Field of Classification Search**
USPC D12/168, 167, 300, 316, 317; D10/107;
D21/803

CPC B63B 59/02; B63B 22/00
See application file for complete search history.

(56) **References Cited**

U.S. PATENT DOCUMENTS

D308,192 S	5/1990	Ellison	
D359,019 S	6/1995	Kimball	
D366,005 S *	1/1996	Beyer-Olsen	441/6
5,671,692 A *	9/1997	Kimball	B63B 59/02 114/219
5,715,769 A *	2/1998	Mills	B63J 99/00 114/220

D425,461 S *	5/2000	Beyer-Olsen	D12/168
D430,083 S *	8/2000	Spearin	D12/168
D487,238 S *	3/2004	Beyer-Olsen	D12/168
D499,350 S *	12/2004	Robichaud	D10/107
D617,694 S	6/2010	Kunkemoeller	
D674,306 S *	1/2013	Ferguson	D10/107
D674,307 S *	1/2013	Ferguson	D10/107
D730,429 S *	5/2015	Anari	D16/237
2006/0137589 A1 *	6/2006	Thompson	B63B 59/02 114/219
2009/0211508 A1 *	8/2009	Tyler	B63B 59/02 114/219
2011/0132249 A1 *	6/2011	Loisel, Jr.	B63B 59/02 114/219

* cited by examiner

Primary Examiner — George D Kirschbaum

Assistant Examiner — Clese Moore, Jr.

(74) *Attorney, Agent, or Firm* — Nixon & Vanderhye P.C.

(57) **CLAIM**

The ornamental design for a swirled fender, as shown and described.

DESCRIPTION

FIG. 1 is a perspective view of a swirled fender;

FIG. 2 is a side view thereof;

FIG. 3 is an opposite side view thereof;

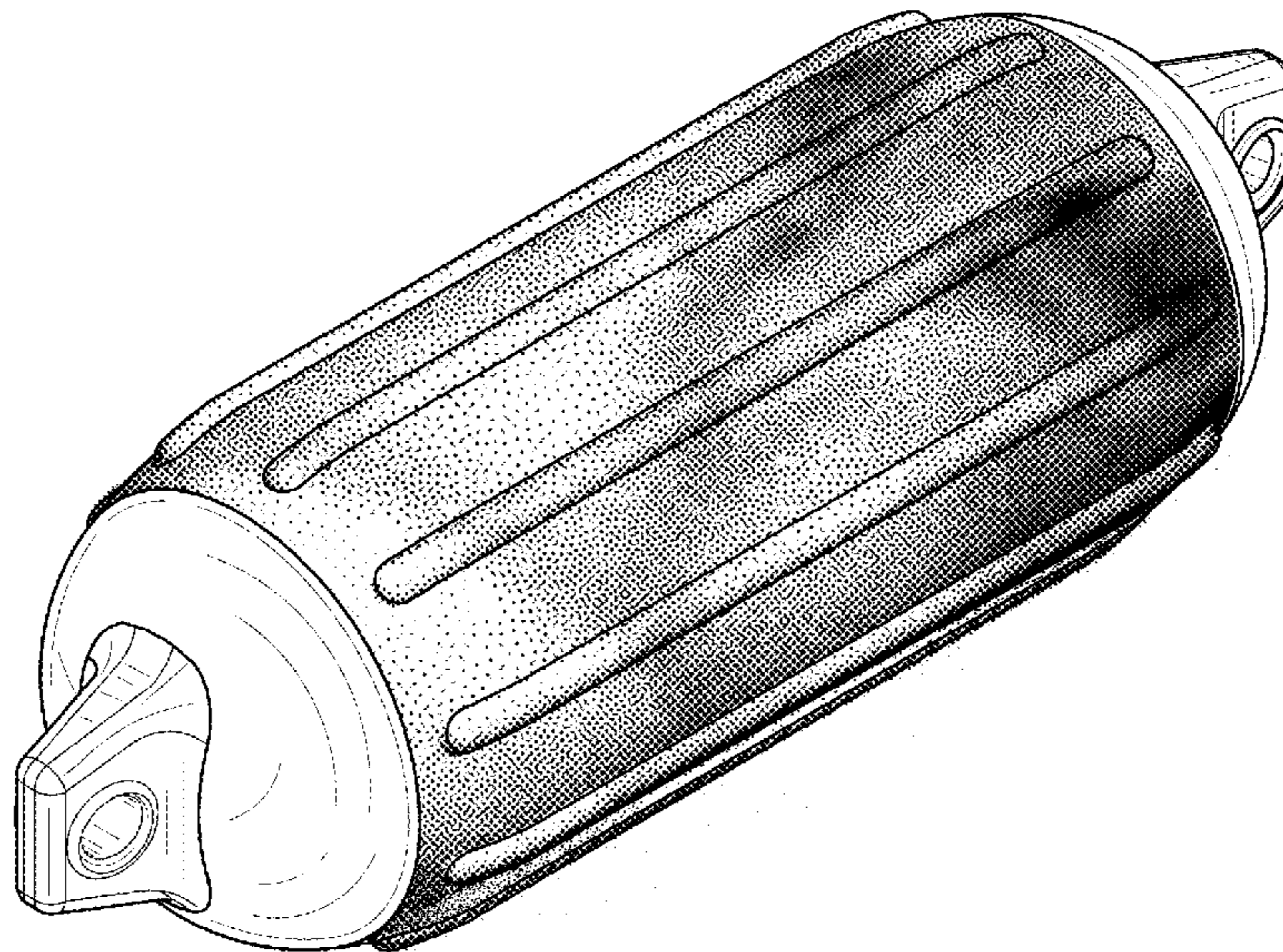
FIG. 4 is a top view thereof;

FIG. 5 is a bottom view thereof;

FIG. 6 is a front view thereof; and,

FIG. 7 is a rear view thereof.

1 Claim, 3 Drawing Sheets



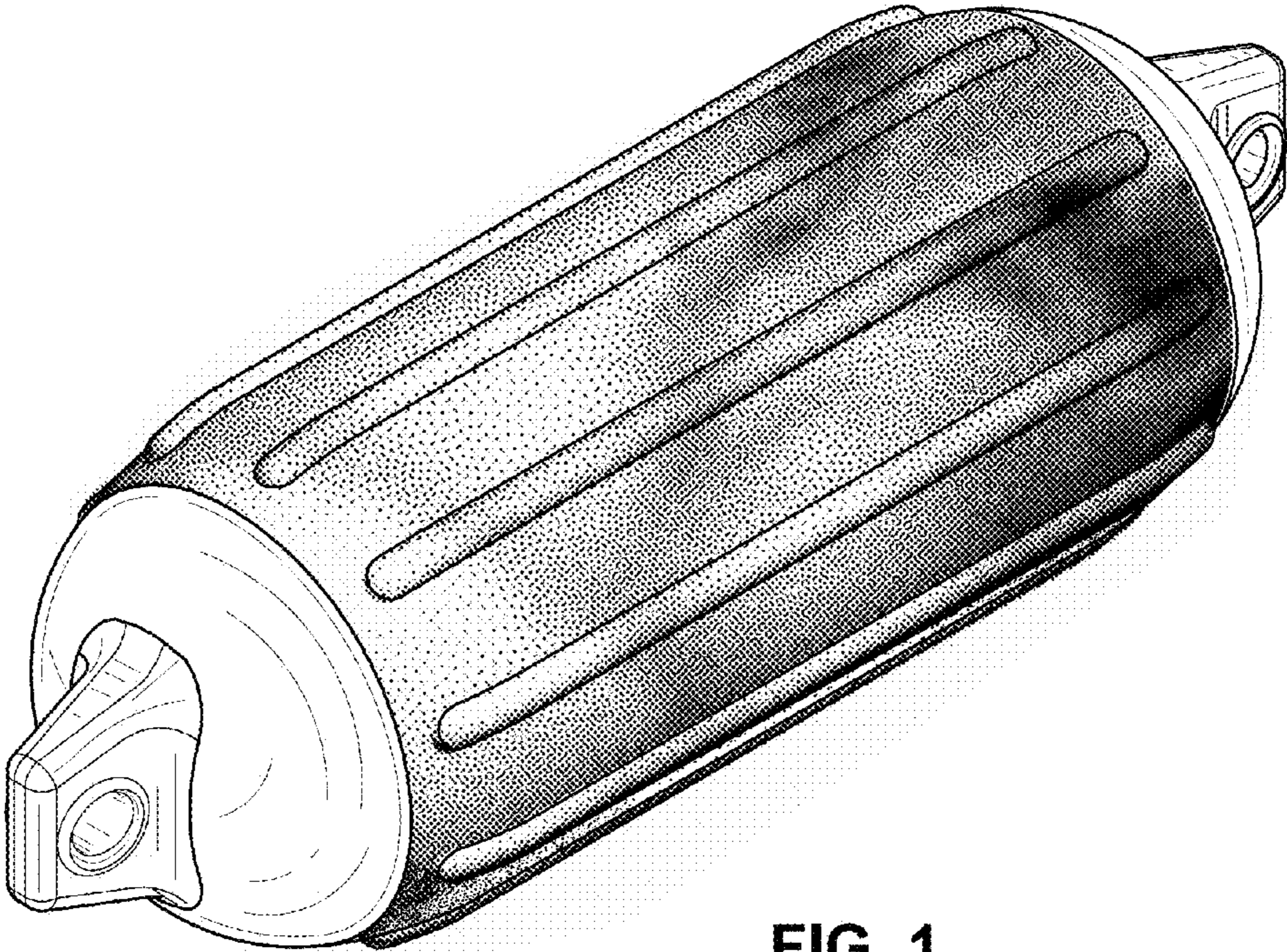


FIG. 1

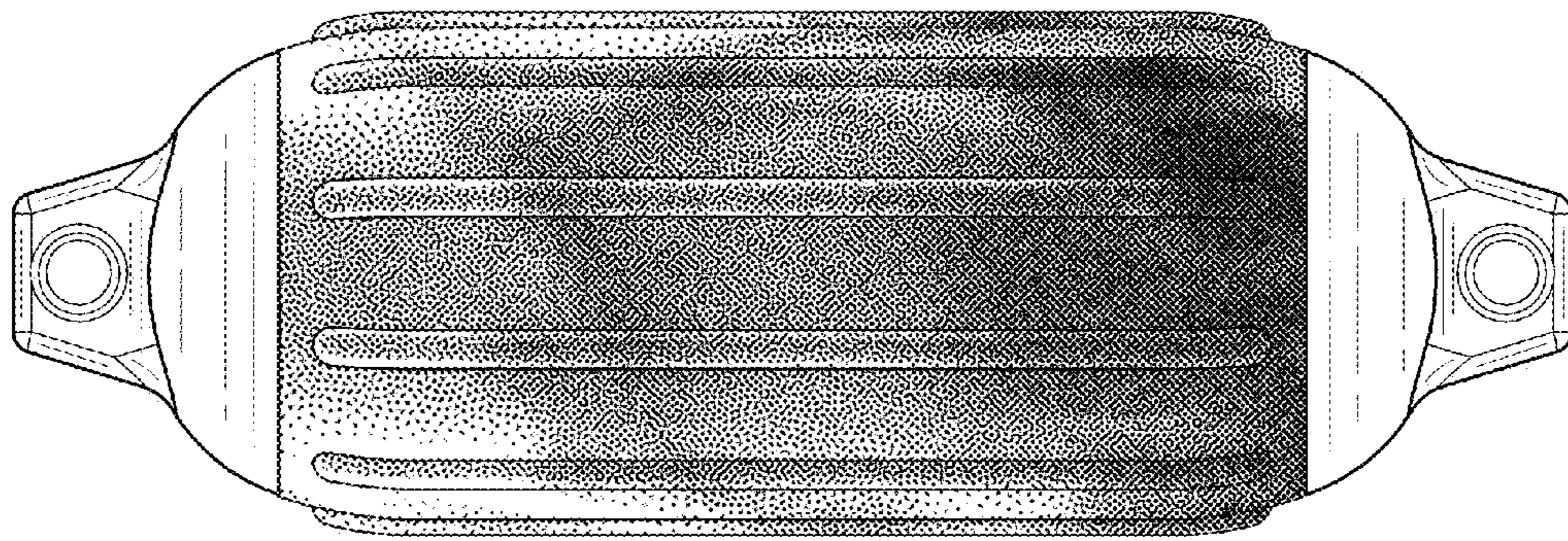


FIG. 2




FIG. 3




FIG. 4




FIG. 5

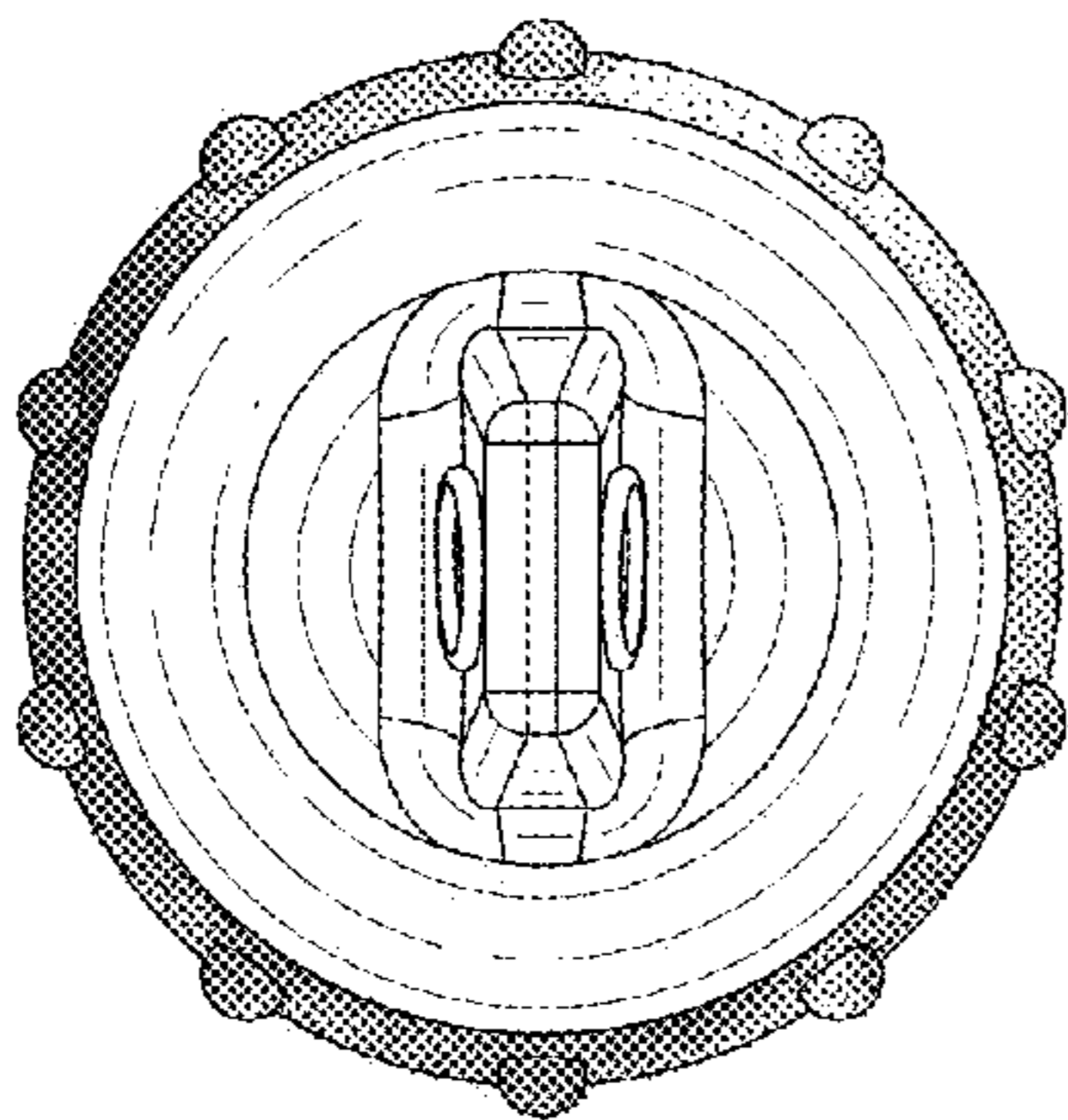


FIG. 6

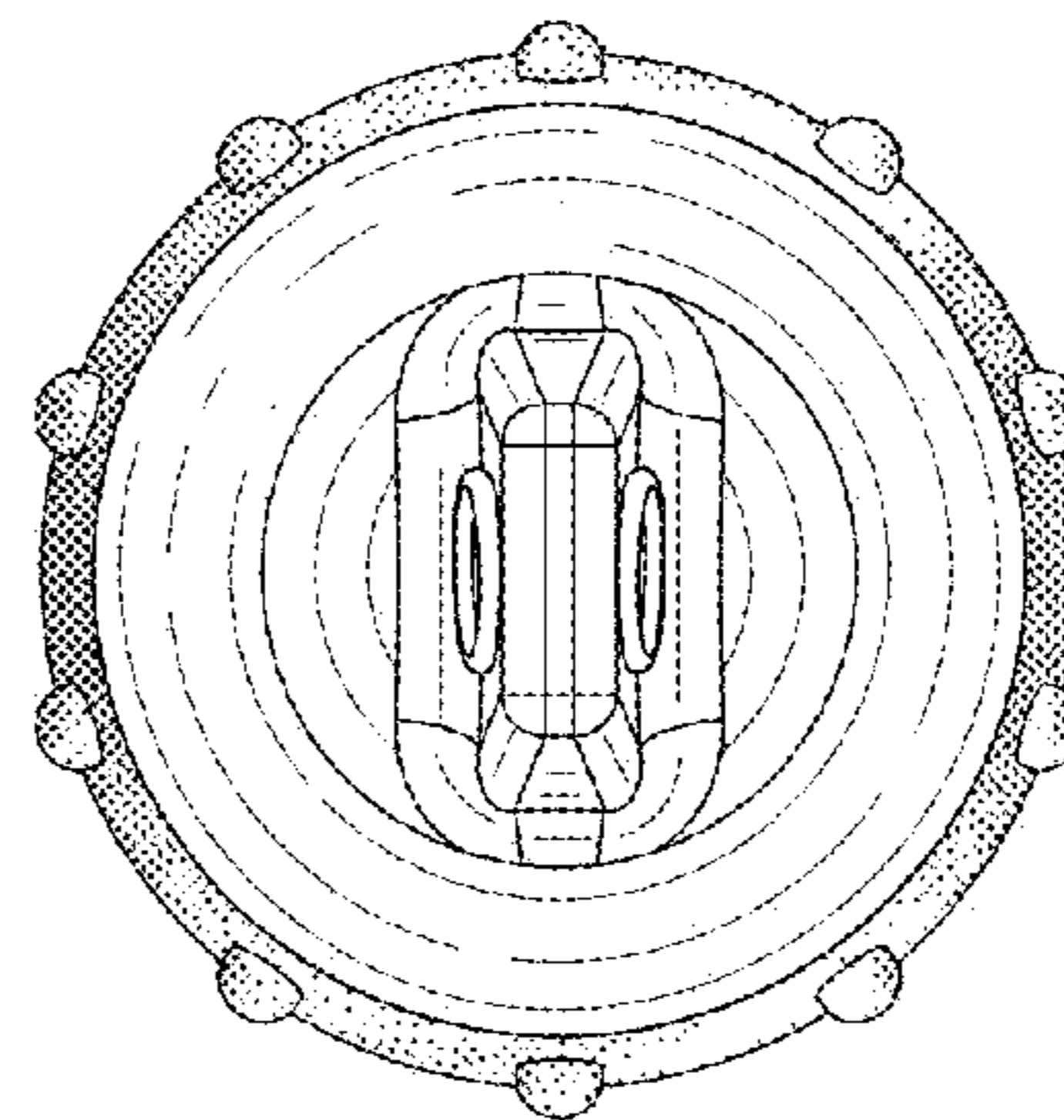


FIG. 7