

US00D762529S

(12) **United States Design Patent**
Marquart et al.

(10) **Patent No.:** **US D762,529 S**

(45) **Date of Patent:** **** Aug. 2, 2016**

(54) **RECREATIONAL VEHICLE SLIDEOUT
GUARD**

(71) Applicants: **James Marquart**, Camano Island, WA
(US); **Penny Marquart**, Camano Island,
WA (US)

(72) Inventors: **James Marquart**, Camano Island, WA
(US); **Penny Marquart**, Camano Island,
WA (US)

(**) Term: **14 Years**

(21) Appl. No.: **29/526,316**

(22) Filed: **May 7, 2015**

(51) **LOC (10) Cl.** **12-10**

(52) **U.S. Cl.**
USPC **D12/106**

(58) **Field of Classification Search**
USPC D12/100-106, 19, 129, 111-112;
D21/425, 435; D34/21-26, 12, 16-19
CPC B62D 35/02; B62D 35/00; A62D 35/005;
B60P 3/10; B60P 3/1033; E01F 15/14
See application file for complete search history.

(56) **References Cited**

U.S. PATENT DOCUMENTS

3,051,524 A	8/1962	Palmer
3,314,717 A	4/1967	Wild
3,802,727 A	4/1974	Beckley
3,973,720 A	8/1976	Schmid
4,940,009 A	7/1990	Keithley, Jr.
6,630,217 B1	10/2003	Jaaskelainen, Jr. et al.
6,682,037 B1	1/2004	Ouellette

D554,565 S	11/2007	Brown	
D557,432 S *	12/2007	Smith	D25/136
D574,382 S *	8/2008	Tsukahara	D14/315
D594,387 S *	6/2009	Seidenberg	D12/106
D618,259 S *	6/2010	Ugarte	D15/89
D705,133 S *	5/2014	Pfaff	D12/106
D706,686 S *	6/2014	Guetersloh	D12/106
D707,985 S *	7/2014	Keever	D6/606
D709,360 S *	7/2014	Lavelle	D8/403
2005/0087663 A1 *	4/2005	Schroeder	B65D 81/053 248/345.1

FOREIGN PATENT DOCUMENTS

WO WO2004038132 5/2004

* cited by examiner

Primary Examiner — Katrina A Betton

(57) **CLAIM**

The ornamental design for a recreational vehicle slideout guard, as shown and described.

DESCRIPTION

FIG. 1 is a front view of a recreational vehicle slideout guard showing my new design, a back view being a mirror image thereof;

FIG. 2 is a left side view of the recreational vehicle slideout guard;

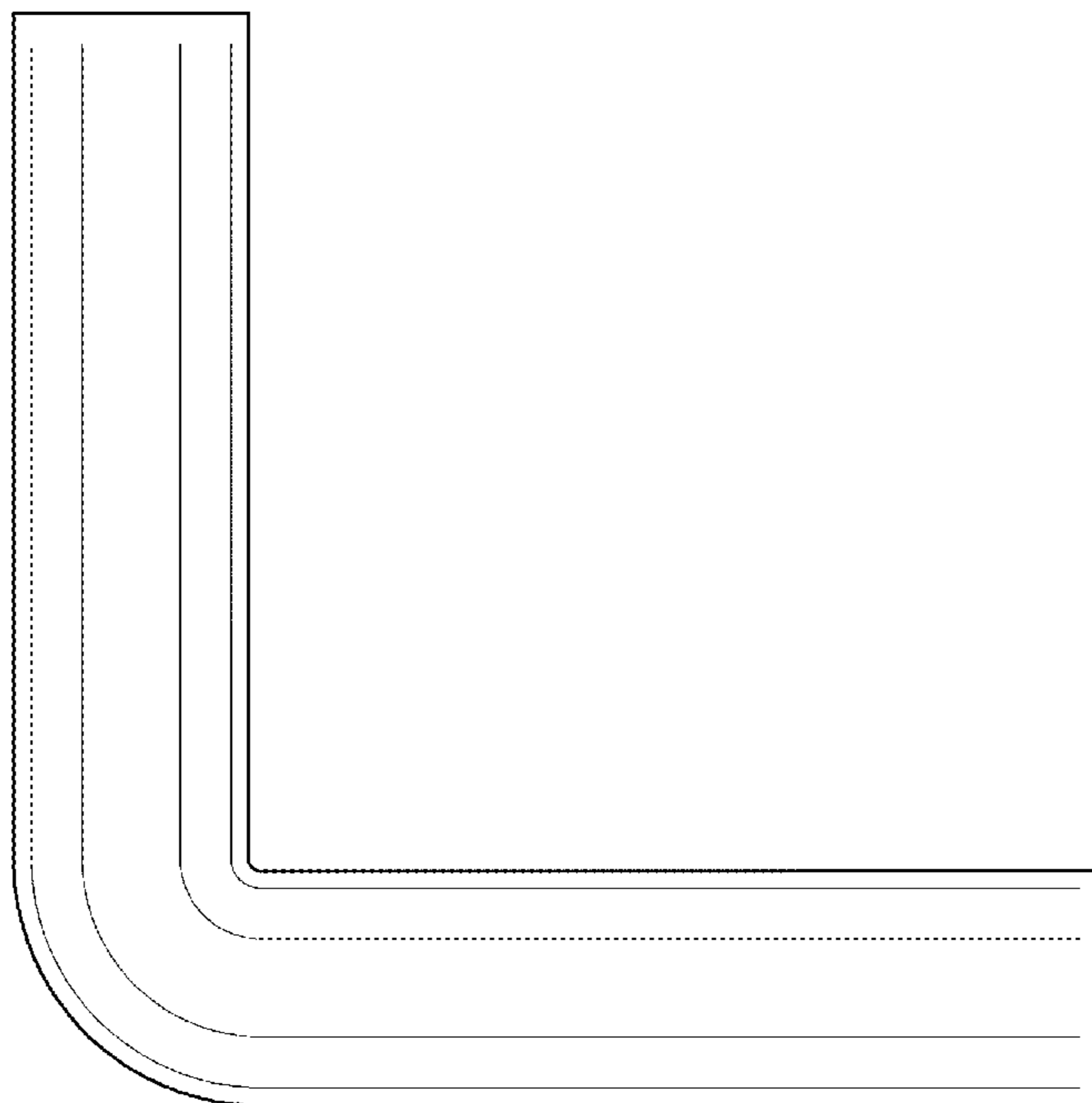
FIG. 3 is a right side view of the recreational vehicle slideout guard;

FIG. 4 is a top view of the recreational vehicle slideout guard;

FIG. 5 is a bottom view of the recreational vehicle slideout guard; and,

FIG. 6 is a top back side perspective view of the recreational vehicle slideout guard.

1 Claim, 4 Drawing Sheets



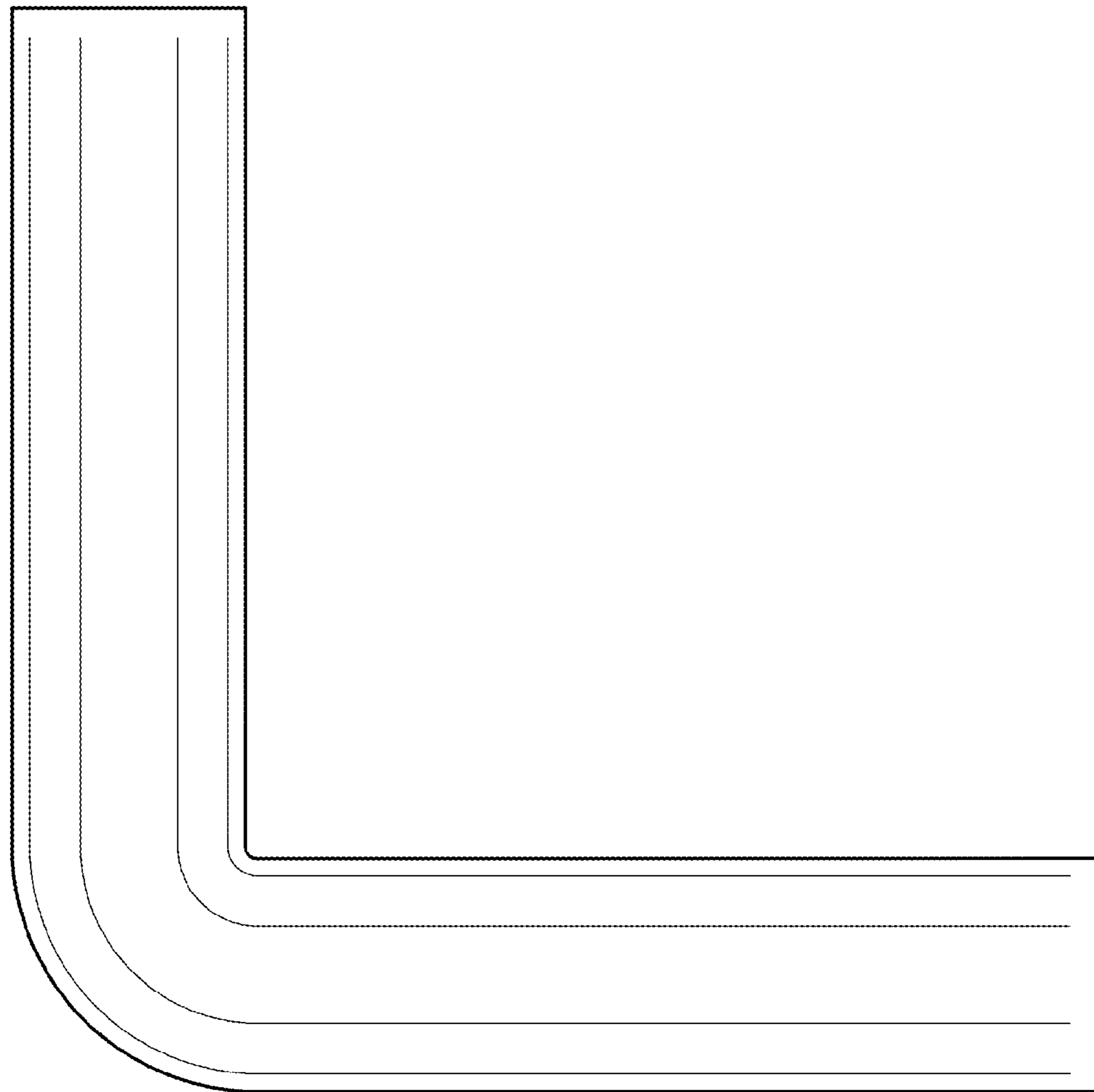


FIG. 1




FIG. 2

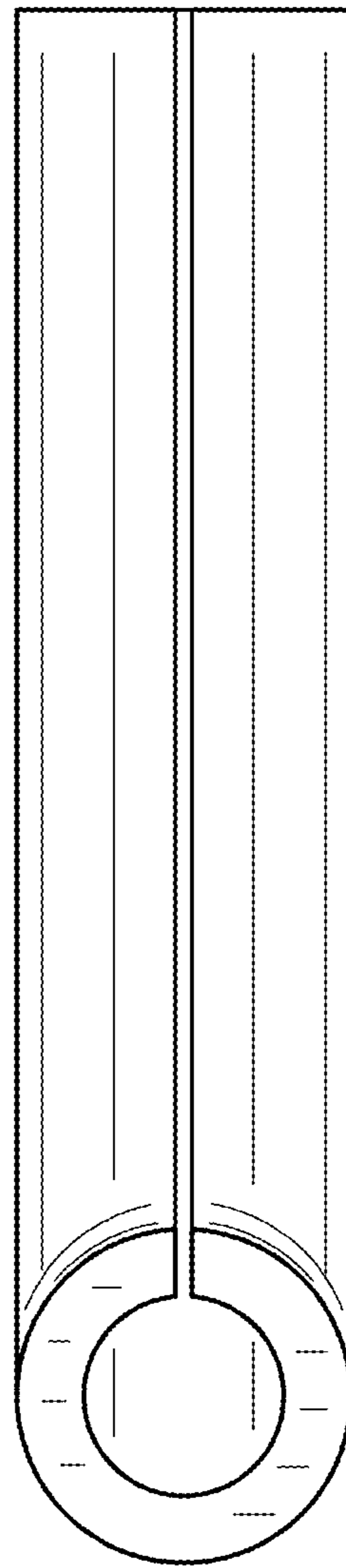


FIG. 3

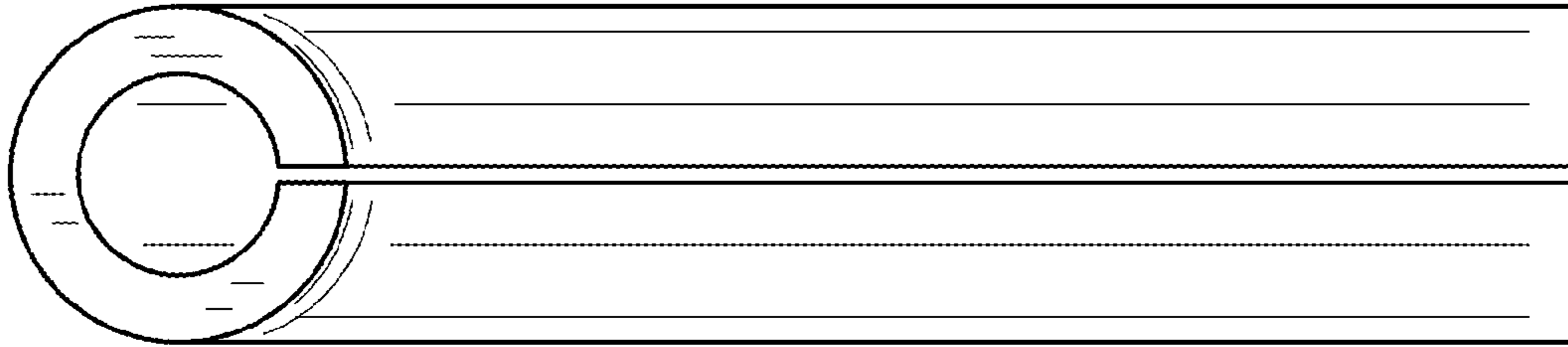


FIG. 4




FIG. 5

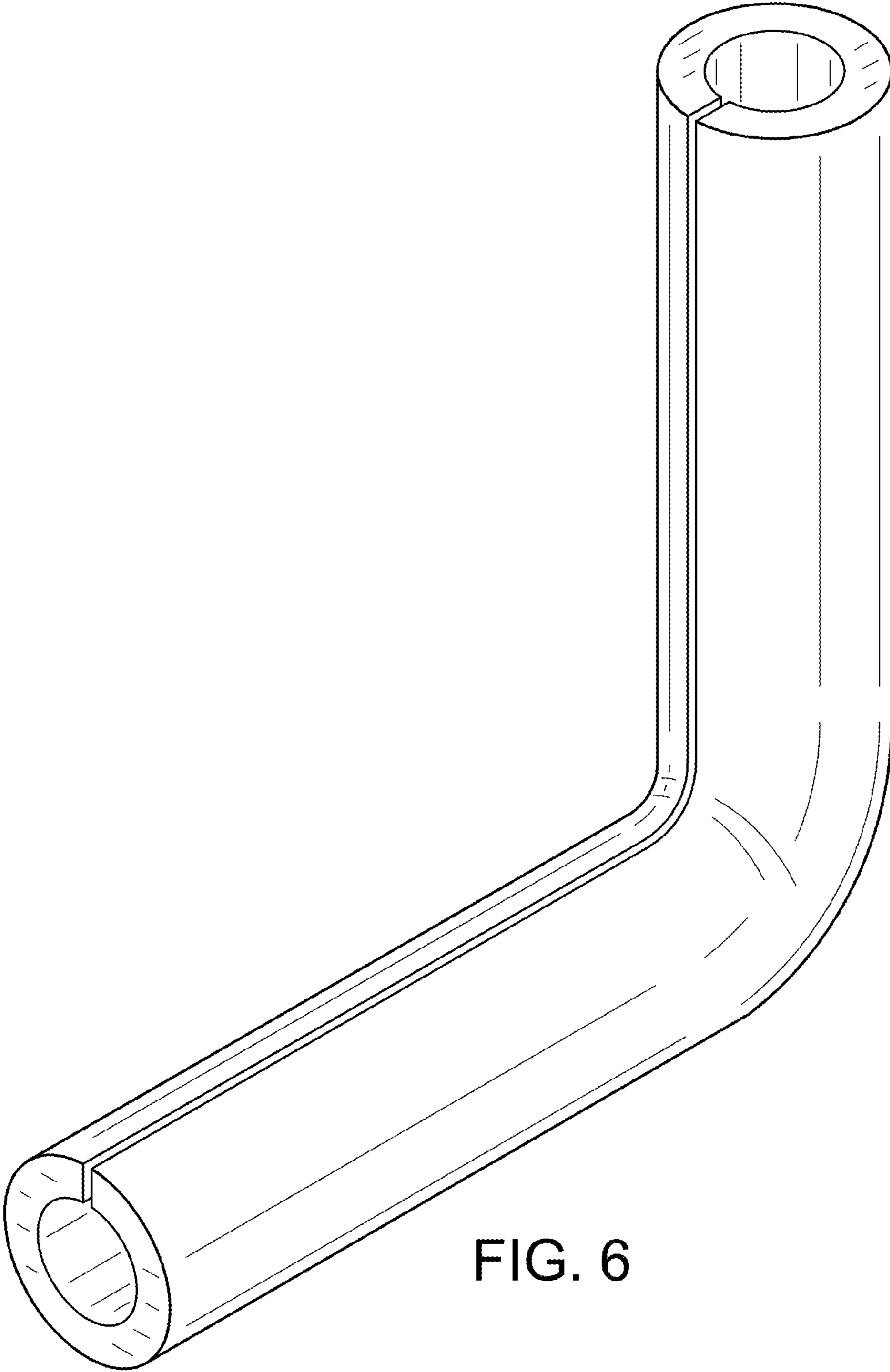


FIG. 6