

US00D762494S

(12) **United States Design Patent**
Galli

(10) **Patent No.:** **US D762,494 S**
(45) **Date of Patent:** **** Aug. 2, 2016**

(54) **WATCH**
(71) Applicant: **Salvatore Ferragamo S.p.A.**, Florence (IT)
(72) Inventor: **Giorgio Galli**, Milan (IT)
(73) Assignee: **Salvatore Ferragamo S.p.A.**, Florence (IT)
(**) Term: **15 Years**
(21) Appl. No.: **29/529,074**
(22) Filed: **Jun. 3, 2015**
(30) **Foreign Application Priority Data**

4,970,708 A * 11/1990 Gagnebin G04B 37/0008
368/281
5,119,351 A * 6/1992 Gogniat G04B 37/22
224/177
5,398,218 A * 3/1995 Munnier G04B 37/1486
224/164
D390,148 S * 2/1998 Brzezinski D10/30
D443,219 S * 6/2001 Iwanaga D10/126
6,295,251 B1 * 9/2001 Sakai G04B 19/10
368/232
D554,005 S * 10/2007 Laucella D10/39
D607,758 S * 1/2010 Hegi D10/39
D636,396 S * 4/2011 Li D14/299
D666,182 S * 8/2012 Zheng D14/248
D675,112 S * 1/2013 Giannini D10/33
D679,611 S * 4/2013 Chastaingt D10/36
D705,675 S * 5/2014 Abdourahim D10/39
D706,142 S * 6/2014 Monachon D10/32
D709,056 S * 7/2014 Li D14/248
D710,732 S * 8/2014 Calvani D10/126

Dec. 5, 2014 (WO) DM/085 052

(51) **LOC (10) CL.** **10-02**
(52) **U.S. CL.**
USPC **D10/39; D10/126; D10/127**
(58) **Field of Classification Search**
USPC D10/30-39, 1-29, 122-132; D5/55, 59;
D14/248, 299
CPC G04B 19/00; G04B 19/04; G04B 19/06;
G04B 19/065; G04B 19/10; G04B 19/12;
G04B 19/23; G04B 37/00; G04B 37/008;
G04B 37/0058; G04B 37/1486; G04B 37/22;
G04B 45/00; G04B 45/0069
See application file for complete search history.

* cited by examiner

Primary Examiner — Martie K Holtje
(74) *Attorney, Agent, or Firm* — Kelley Drye & Warren LLP


(57) **CLAIM**
The ornamental design for a watch, as shown and described.

DESCRIPTION

FIG. 1 is a perspective view of a watch showing my new design;
FIG. 2 is a top plan view thereof;
FIG. 3 is a bottom plan view thereof;
FIG. 4 is a front elevational view thereof;
FIG. 5 is a right side elevational view thereof;
FIG. 6 is a left side elevational view thereof; and,
FIG. 7 is a rear elevational view thereof.
The structural features depicted by broken lines in FIGS. 3 through 7 have been shown for the purpose of illustrating portions of the watch that form no part of the claimed design.

(56) **References Cited**
U.S. PATENT DOCUMENTS
D178,044 S * 6/1956 Du Pasquier D10/1
3,332,230 A * 7/1967 Pawl G04B 19/23
116/300
D259,069 S * 4/1981 Nixon D5/59

1 Claim, 7 Drawing Sheets



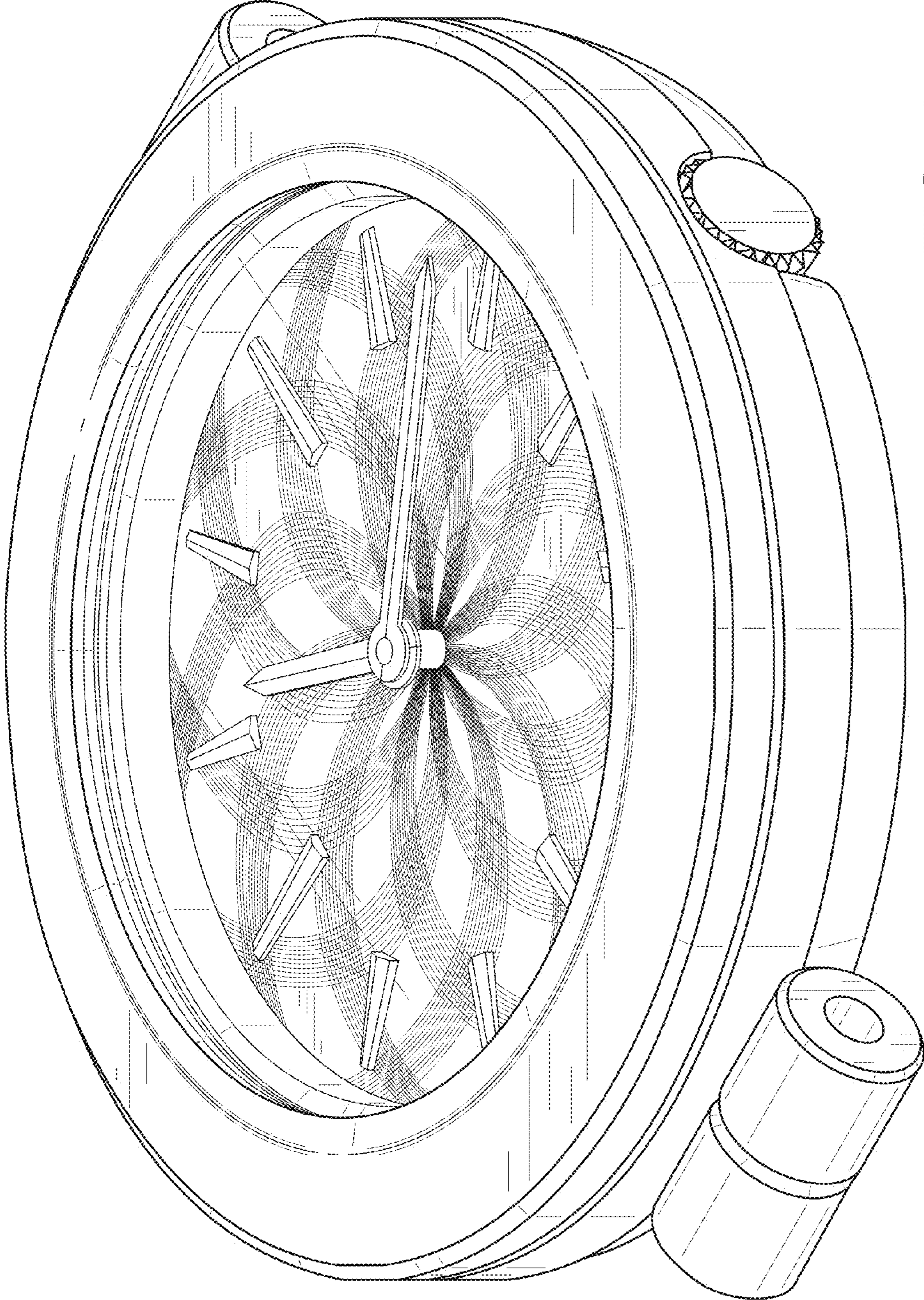


FIG. 1




FIG. 2

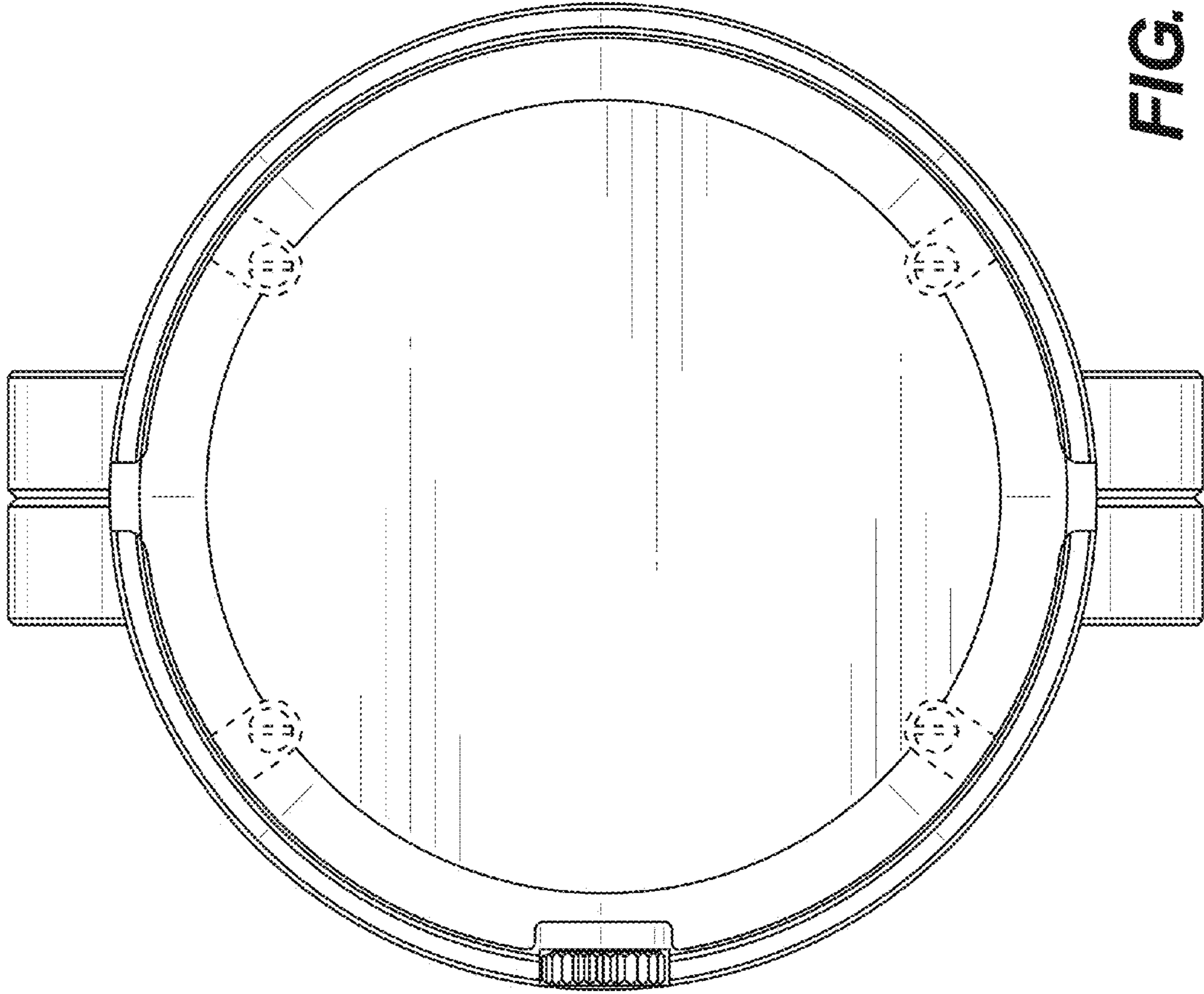


FIG. 3

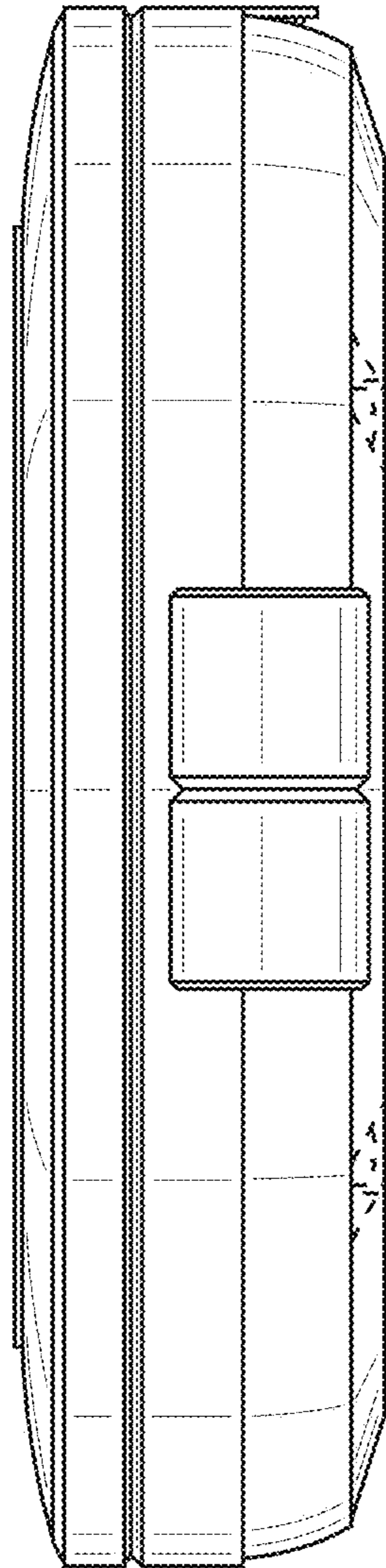


FIG. 4

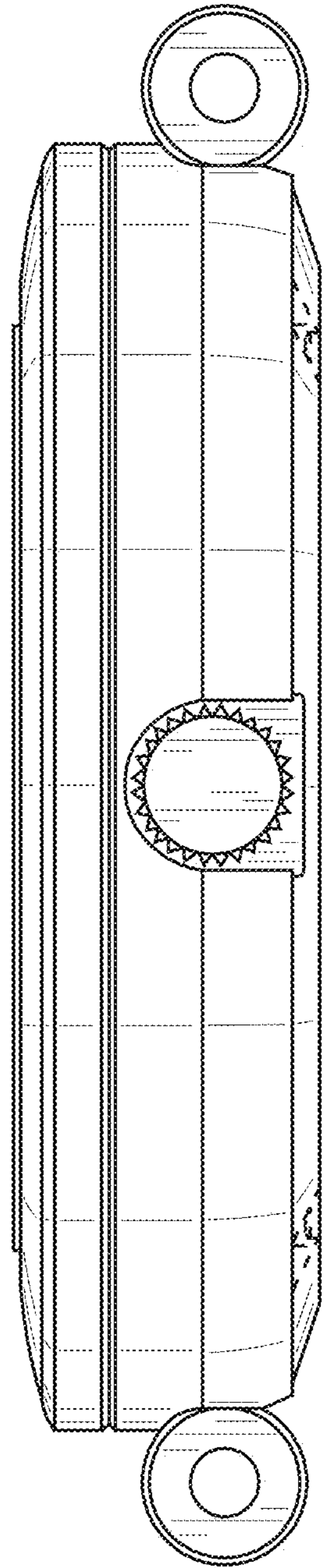


FIG. 5




FIG. 6

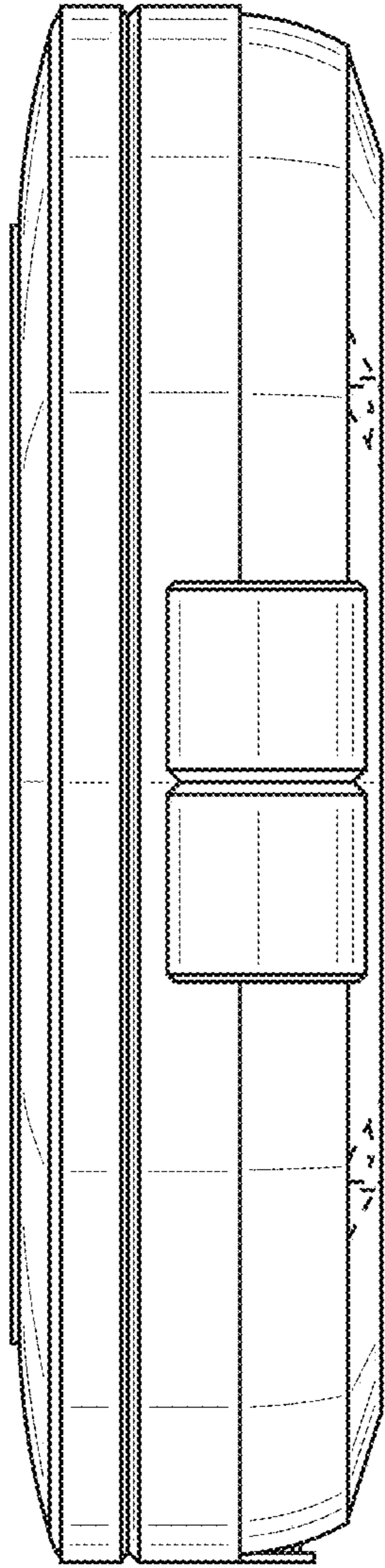


FIG. 7