



US00D762485S

(12) **United States Design Patent**  
**Facer et al.**

(10) **Patent No.:** **US D762,485 S**  
(45) **Date of Patent:** **\*\* Aug. 2, 2016**

- (54) **BOTTLE ASSEMBLY**
- (71) Applicant: **SNUGZ/USA INCORPORATED**, West Jordan, UT (US)
- (72) Inventors: **C. Michael Facer**, Syracuse, UT (US);  
**Cade Andersen**, Kaysville, UT (US)
- (73) Assignee: **SNUGZ/USA INCORPORATED** UT (US)
- (\*\*) Term: **14 Years**
- (21) Appl. No.: **29/498,657**
- (22) Filed: **Aug. 6, 2014**
- (51) **LOC (10) Cl.** ..... **09-01**
- (52) **U.S. Cl.**  
USPC ..... **D9/719; D9/744**
- (58) **Field of Classification Search**  
USPC ..... D9/528, 715, 719, 730, 733, 738,  
D9/739-747, 751; D7/300, 305, 309, 310,  
D7/312, 317, 321, 322, 399-401, 509, 510,  
D7/511, 590, 608; D3/202, 215, 316;  
206/38, 216, 217, 235, 497, 505, 507,  
206/508, 770, 771, 823; 215/6, 10, 227,  
215/228, 295, 296, 301, 316, 320; 222/175,  
222/189.06, 189.11, 465.1, 544, 562, 571,  
222/566, 572; 220/4.03, 283, 592.16,  
220/592.17, 660, 661, 662, 675, 676  
CPC ..... B65D 2543/00296; B65D 2543/00537;  
B65D 2543/00092; B65D 2543/00685; B65D  
2543/00796; B65D 2543/00555; B65D  
1/0223; B65D 51/28; B65D 43/0212; B65D  
21/0219; B65D 47/06; B65D 79/005; B65D  
1/04; B65D 25/42; B65D 21/0231; B65D  
47/40; B65D 41/26; B65D 81/3205; B65D  
1/40; B65D 51/18; B65D 51/20; B65D  
81/3216; B65D 2543/00805; B65D 25/04;  
B65D 2519/00034; B65D 2519/00069; B65D  
23/00; B65D 2543/00416; B65D 21/0202;  
B65D 1/36; B65D 2543/00046; B65D  
2543/00648; B65D 41/17; B65D 23/06;

B65D 1/16; B65D 5/4204; B65D 85/72;  
B65D 2519/00174; B65D 1/20; B65D  
41/0471; B65D 1/0246; B65D 51/2864;  
B65D 51/249; B65D 21/0237; B65D 41/02;  
B65D 2543/00759; B65D 77/06; B65D  
2519/00273; B65D 2543/00231; B65D 51/32;  
B65D 47/32; B65D 2519/00711; B65D 25/02;  
B65D 1/0207; B65D 2519/00208; Y10S  
383/906; Y10S 215/07; Y10S 220/903;  
Y10S 220/14; Y10S 220/913

See application file for complete search history.

(56) **References Cited**

U.S. PATENT DOCUMENTS

251,566 A \* 12/1881 Fuller ..... B65D 1/04  
215/6  
D100,412 S \* 7/1936 Carp ..... 215/6

(Continued)

*Primary Examiner* — Derrick Holland  
*Assistant Examiner* — Lauren Calve  
(74) *Attorney, Agent, or Firm* — Workman Nydegger

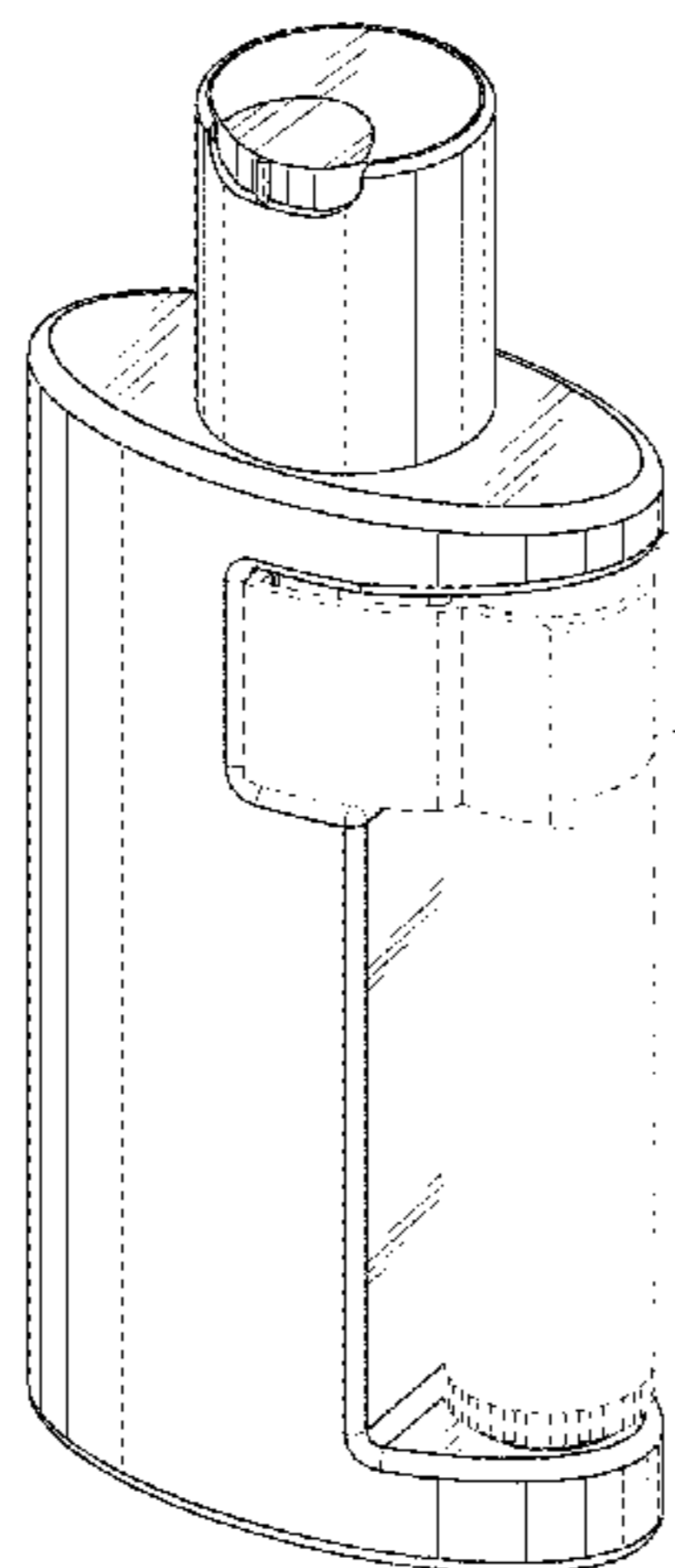
(57) **CLAIM**

The ornamental design for a bottle assembly, as shown and described.

**DESCRIPTION**

FIG. 1 is a top perspective view of a bottle assembly of the present invention;  
FIG. 2 is a bottom perspective view of the bottle assembly of FIG. 1;  
FIG. 3 is a right side view of the bottle assembly of FIG. 1;  
FIG. 4 is a left side view of the bottle assembly of FIG. 1;  
FIG. 5 is a back view of the bottle assembly of FIG. 1;  
FIG. 6 is a front view of the bottle assembly of FIG. 1;  
FIG. 7 is a top view of the bottle assembly of FIG. 1; and,  
FIG. 8 is a bottom view of the bottle assembly of FIG. 1.  
The broken lines shown represent unclaimed subject matter and form no part of the claimed design.

**1 Claim, 4 Drawing Sheets**



(56)

**References Cited**

U.S. PATENT DOCUMENTS

2,744,649 A *	5/1956	Smith	.....	B01L 3/508	5,316,398 A *	5/1994	Chandaria	.....	B65D 21/0237
				215/390					132/297
D325,341 S *	4/1992	Balavich	.....	D9/445	D362,799 S *	10/1995	Noble	.....	D9/522
D325,342 S *	4/1992	Balavich	.....	D9/744	D372,671 S *	8/1996	Bossert	.....	D19/65
					D507,174 S *	7/2005	Katz	.....	D9/719
					D591,167 S *	4/2009	Kyster	.....	D9/719
					2016/0037892 A1	2/2016	Facer et al.		

\* cited by examiner

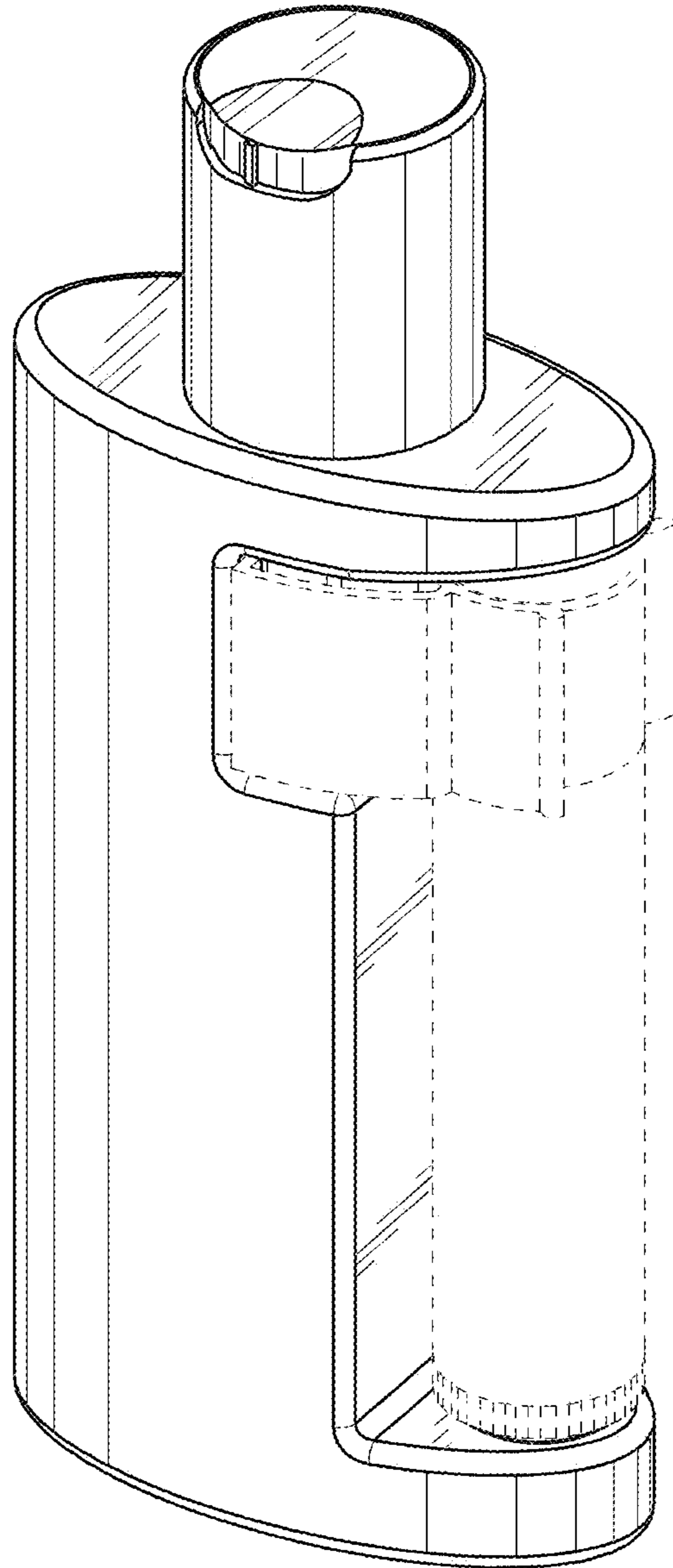


FIG. 1

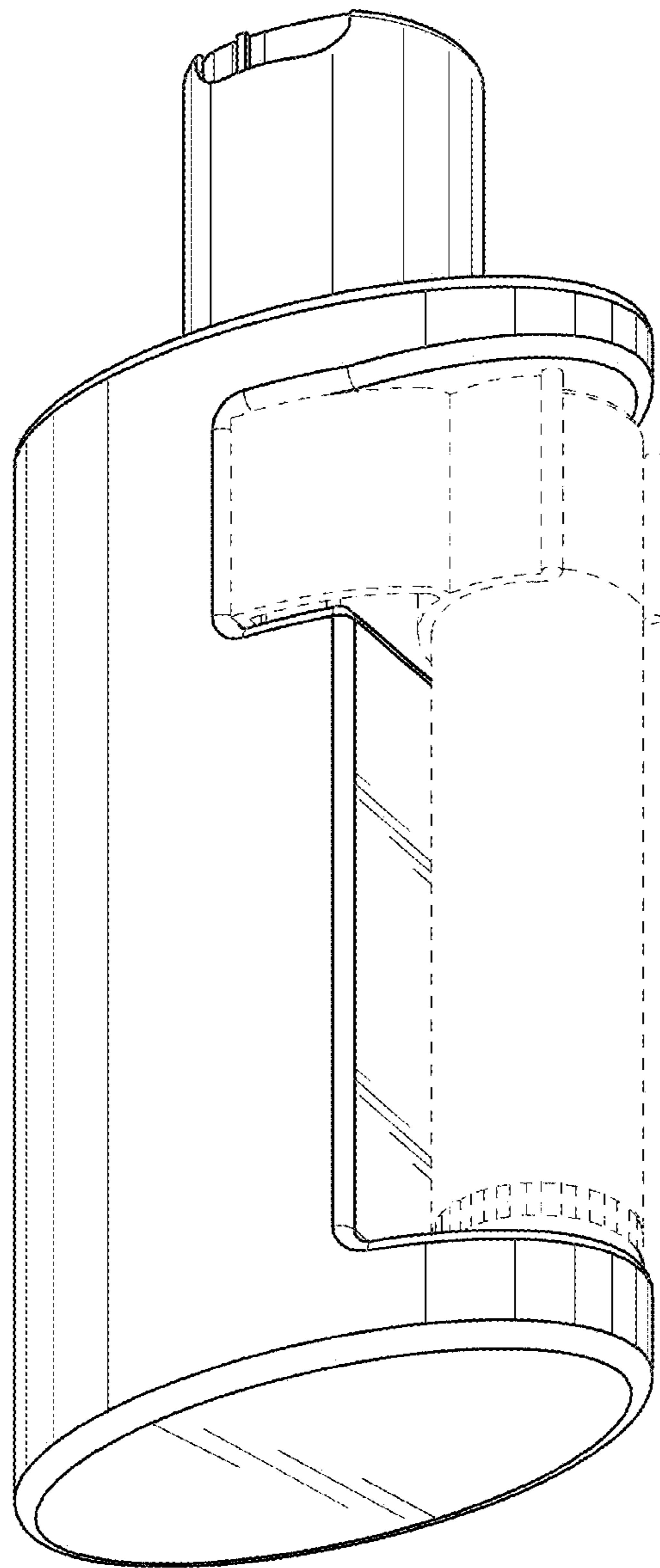


FIG. 2

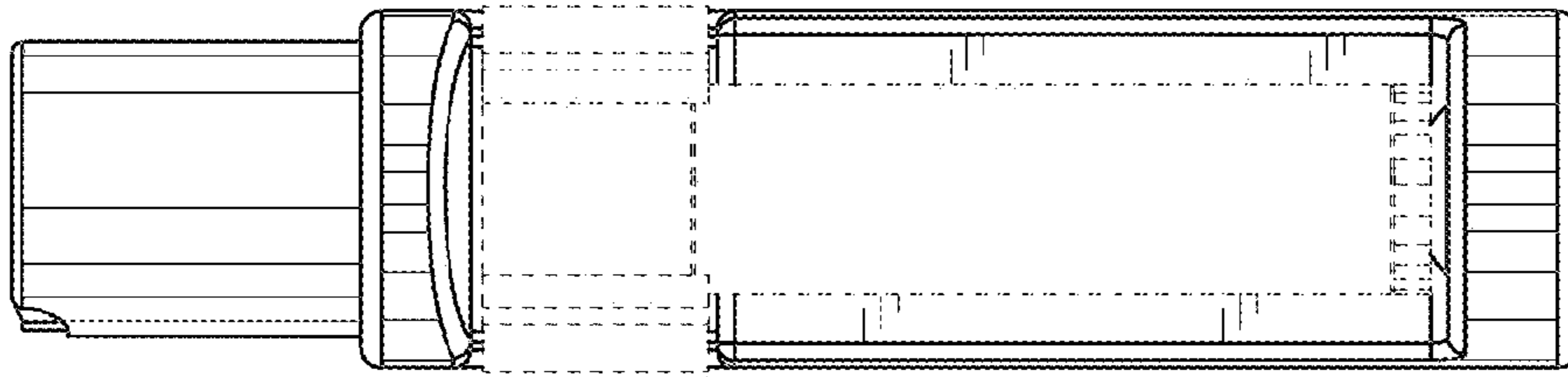


FIG. 6




FIG. 5

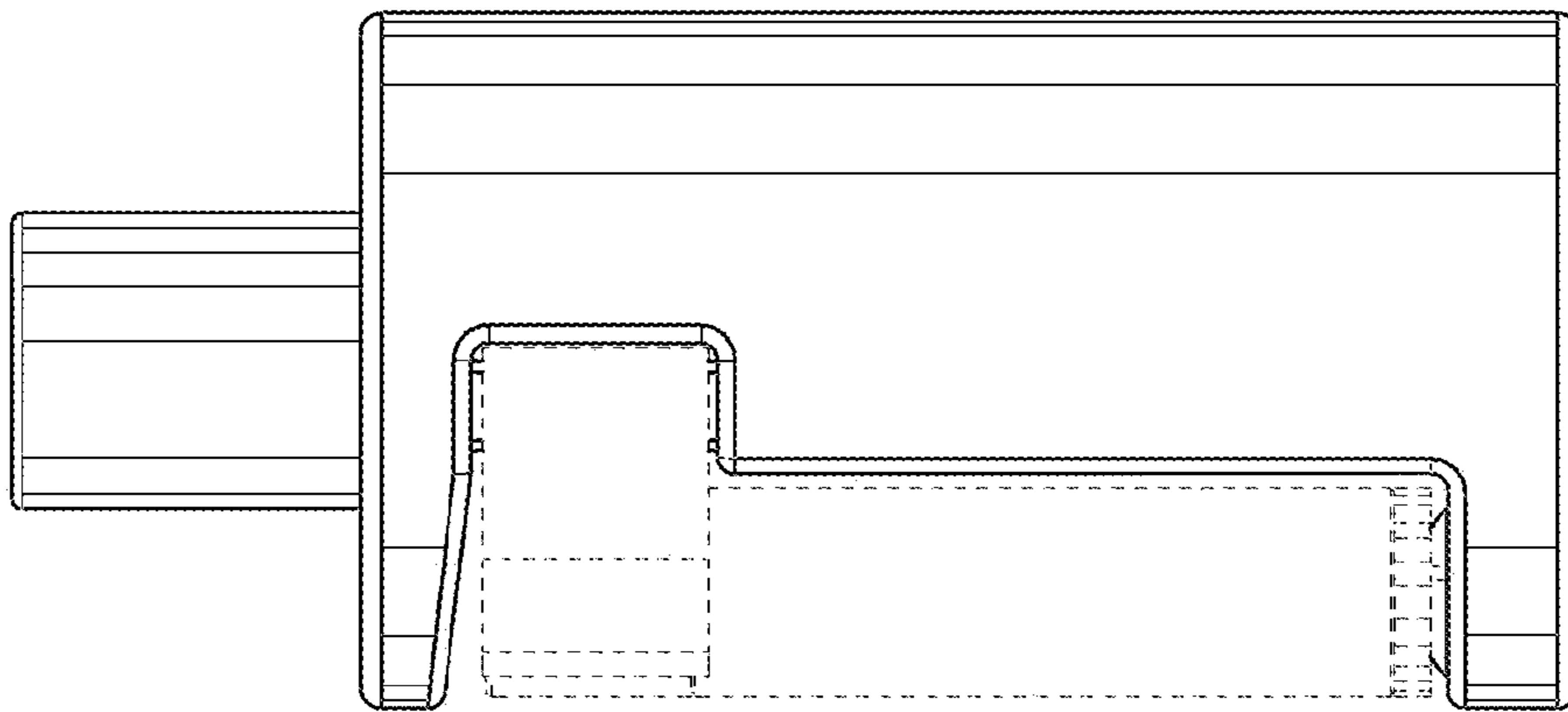


FIG. 4

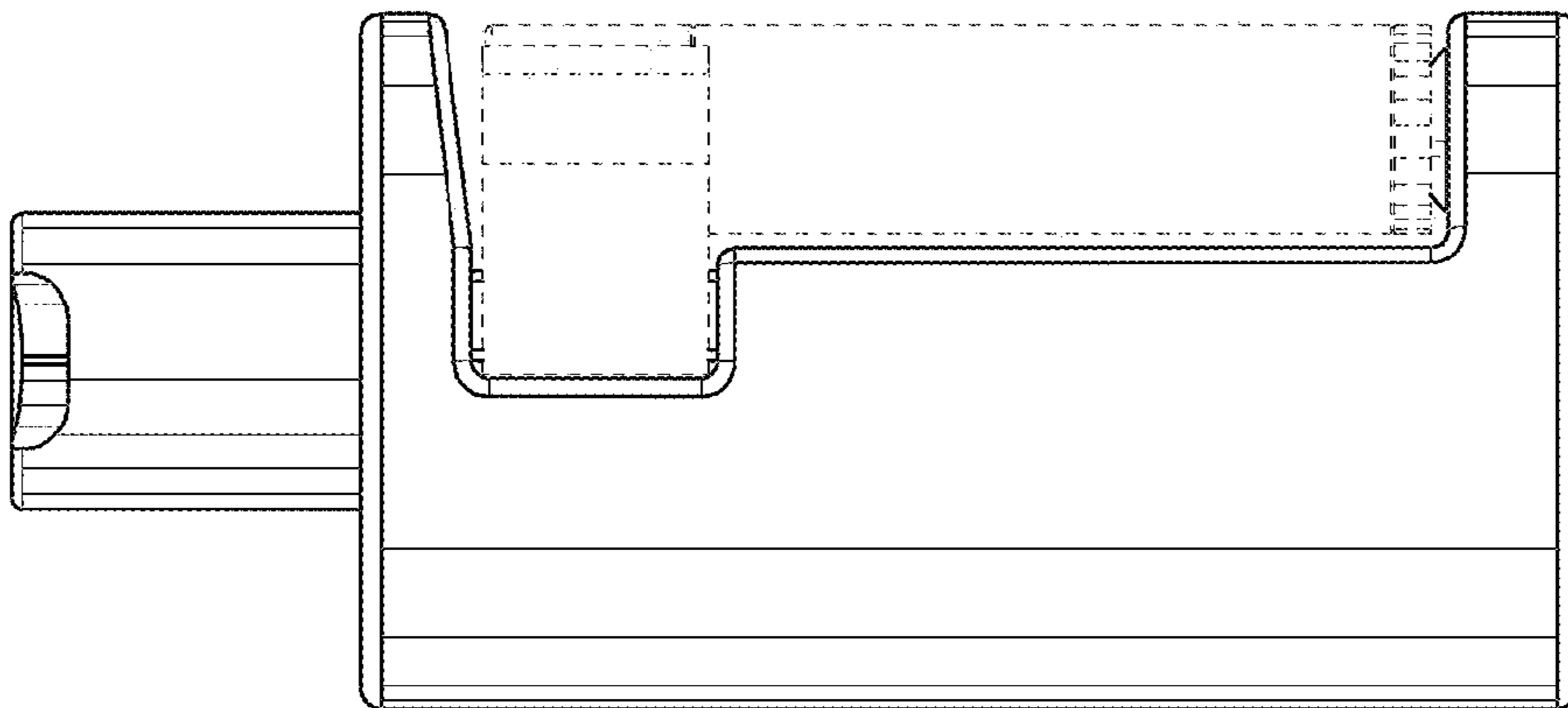


FIG. 3

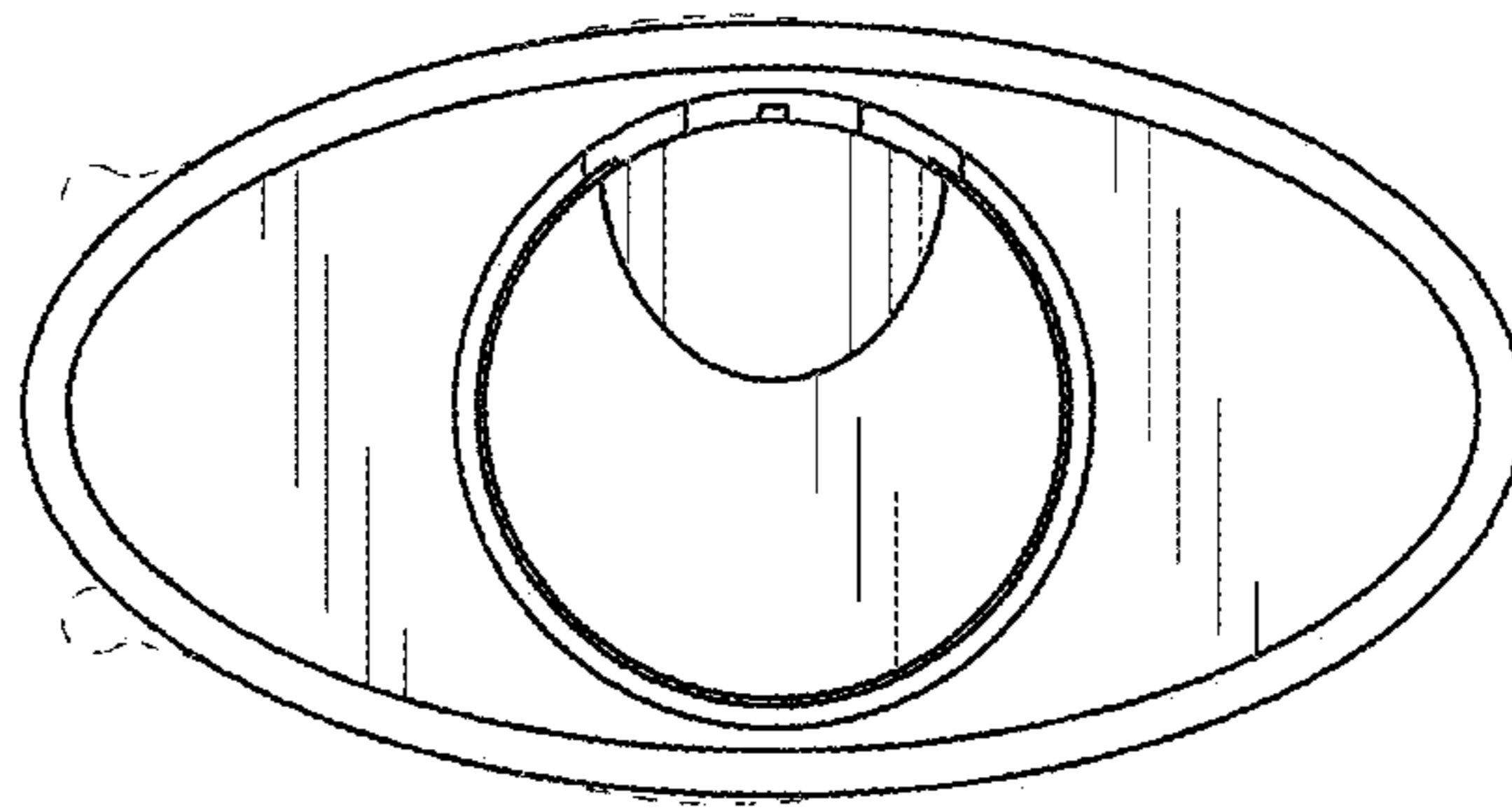


FIG. 7

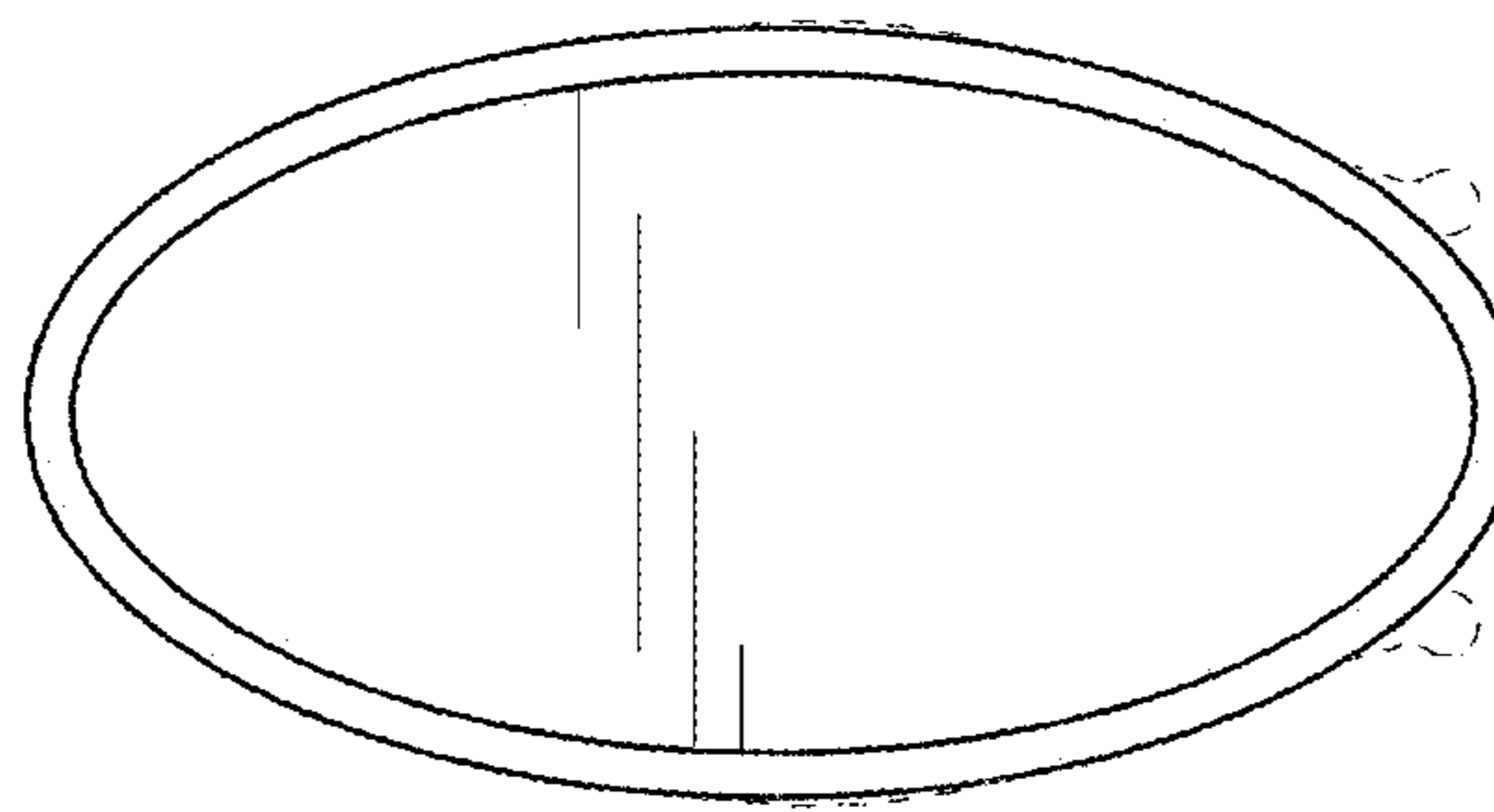


FIG. 8