



US00D762471S

(12) **United States Design Patent**
Green et al.

(10) **Patent No.:** **US D762,471 S**
(45) **Date of Patent:** **** Aug. 2, 2016**

- (54) **LID**
- (71) Applicant: **U.S. Merchants Financial Group, Inc.**,
Beverly Hills, CA (US)
- (72) Inventors: **Jeff Green**, Beverly Hills, CA (US);
Jose F. Gomez-Mustafa, Beverly Hills,
CA (US)
- (73) Assignee: **U.S. Merchants Financial Group, Inc.**,
Beverly Hills, CA (US)
- (**) Term: **15 Years**
- (21) Appl. No.: **29/530,136**
- (22) Filed: **Jun. 12, 2015**
- (51) **LOC (10) Cl.** **09-03**
- (52) **U.S. Cl.**
USPC **D9/429**
- (58) **Field of Classification Search**
USPC D9/429, 434, 435, 443-450, 452, 454,
D9/499, 553, 554, 559, 561; D7/387, 392,
D7/393, 396.2, 396.4, 509, 510, 511, 514;
D3/202, 203.2, 223, 264, 294, 304, 318
CPC A61J 1/00; A61J 1/1412; B65D 1/00;
B65D 1/02; B65D 1/10; B65D 1/46; B65D
2585/56; B65D 2585/545; B65D 41/00;
B65D 41/56; B65D 41/62; B65D 47/06;
B65D 47/08
See application file for complete search history.

- (56) **References Cited**
U.S. PATENT DOCUMENTS
D199,701 S * 12/1964 Kennedy D9/425
D248,015 S * 5/1978 Smith D3/294
D248,280 S * 6/1978 Martin D3/304
5,042,674 A * 8/1991 Ramsay B65D 21/0219
206/505

- D328,425 S 8/1992 Brightbill
- D334,453 S 3/1993 Koloski
- D355,118 S * 2/1995 Dickinson D7/605
- D358,765 S 5/1995 Dickinson et al.
- D360,336 S * 7/1995 Bitel, Jr. D7/391
- D373,953 S 9/1996 Gale
- 5,564,805 A * 10/1996 Dickinson B25H 3/02
206/505
- D393,369 S 4/1998 Tanji
- D394,550 S 5/1998 Tanji
- D471,454 S * 3/2003 Boebel D9/435
- D648,538 S 11/2011 Reinhart et al.
- D675,827 S * 2/2013 Dunford D3/318
- D737,522 S * 8/2015 Lavigne D28/76
- D744,239 S * 12/2015 Reinhart D3/302
- D744,240 S * 12/2015 Reinhart D3/302
- 2015/0001120 A1 * 1/2015 Gaskell B65D 43/164
206/504

* cited by examiner

Primary Examiner — Karen S Acker
Assistant Examiner — Wendy Arminio
(74) *Attorney, Agent, or Firm* — Lewis Roca Rothgerber
Christie LLP

(57) **CLAIM**
The ornamental design for a lid, as shown and described.

DESCRIPTION

FIG. 1 is perspective view of a lid showing my new design;
FIG. 2 is a top view thereof;
FIG. 3 is a bottom view thereof;
FIG. 4 is a front view thereof;
FIG. 5 is a rear view thereof;
FIG. 6 is a left side view thereof; and,
FIG. 7 is a right side view thereof.
The broken lines in FIG. 3 depict portions of the lid that form
no part of the claimed design.

1 Claim, 5 Drawing Sheets

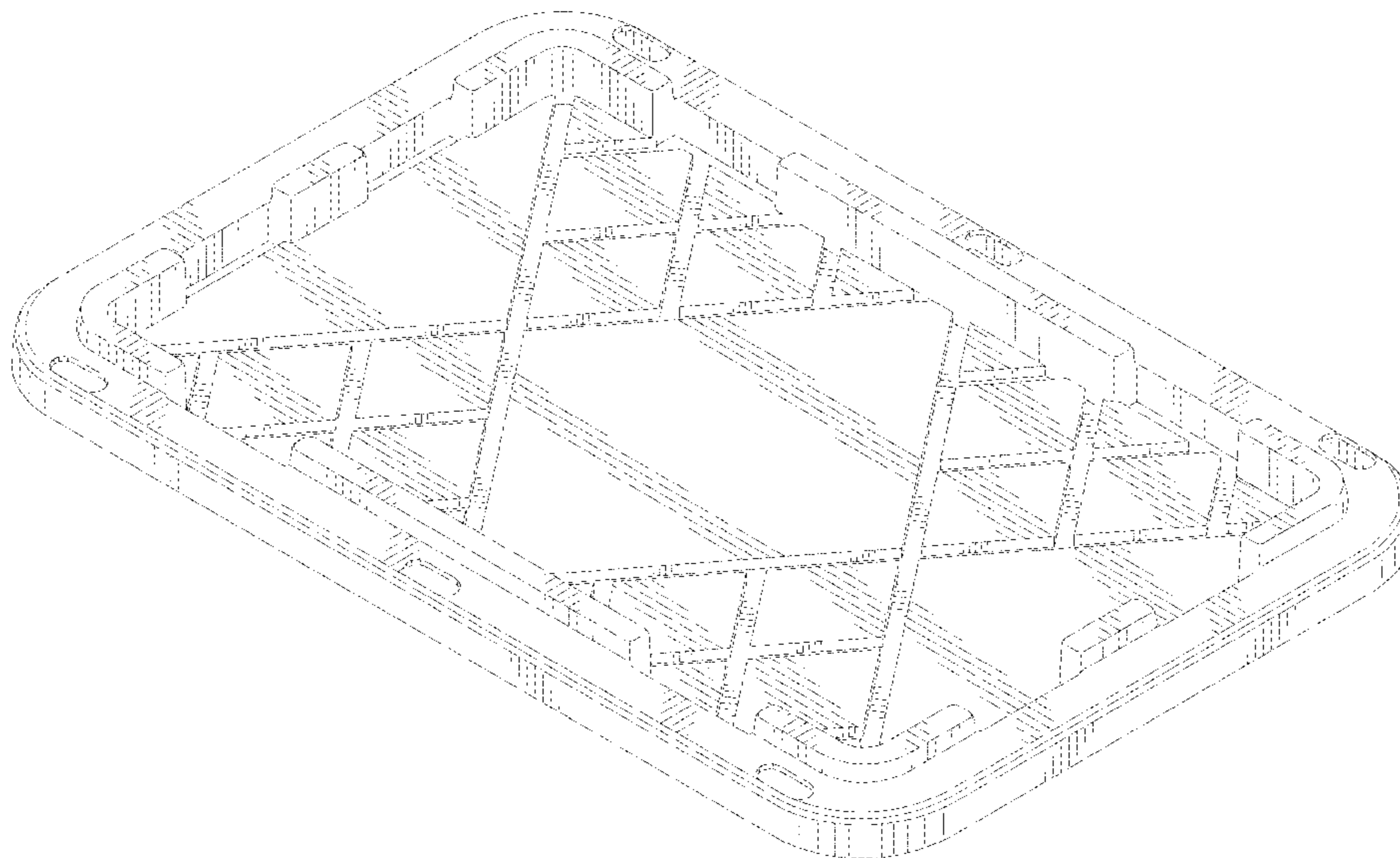


FIG. 1

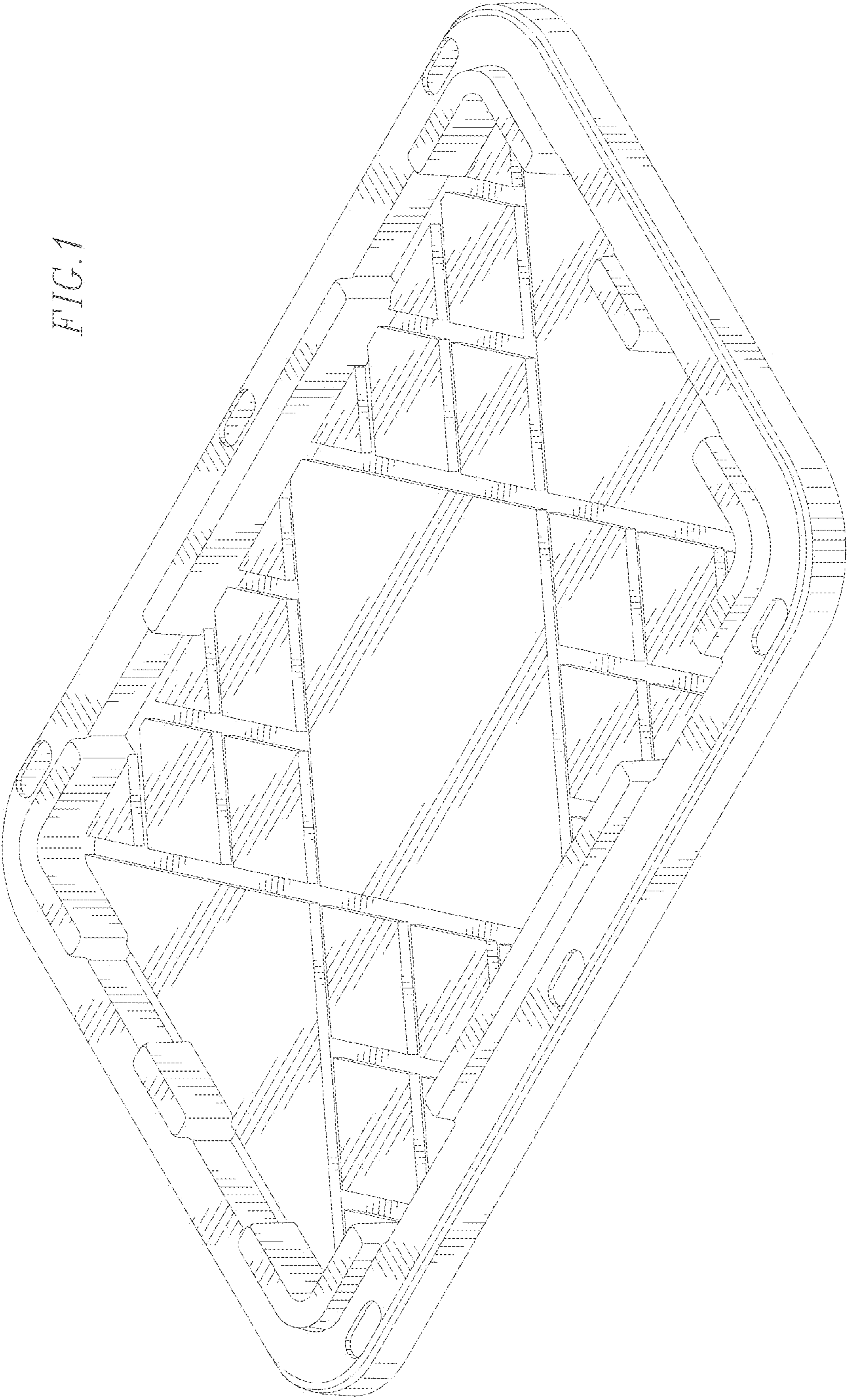


FIG. 2

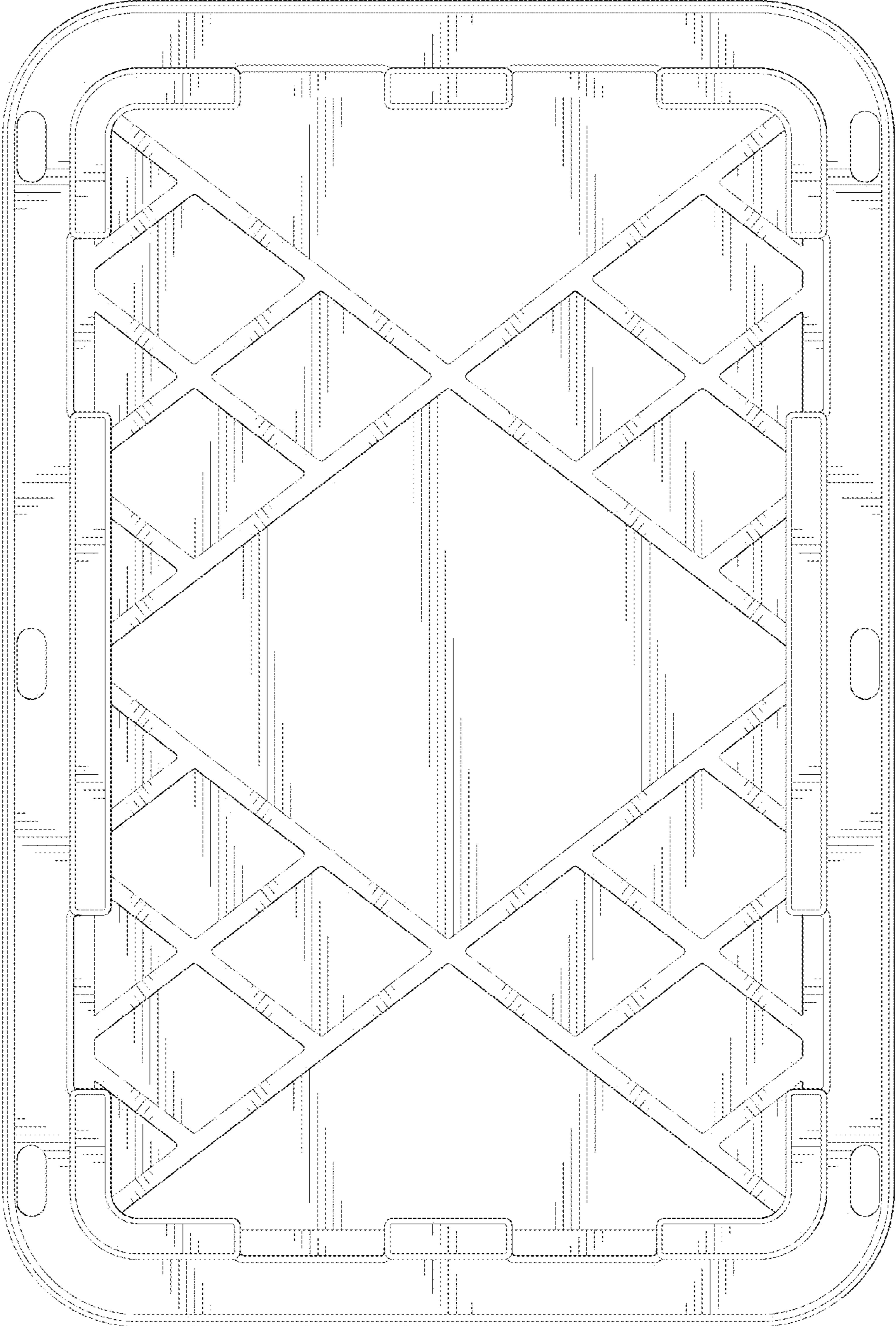


FIG. 3

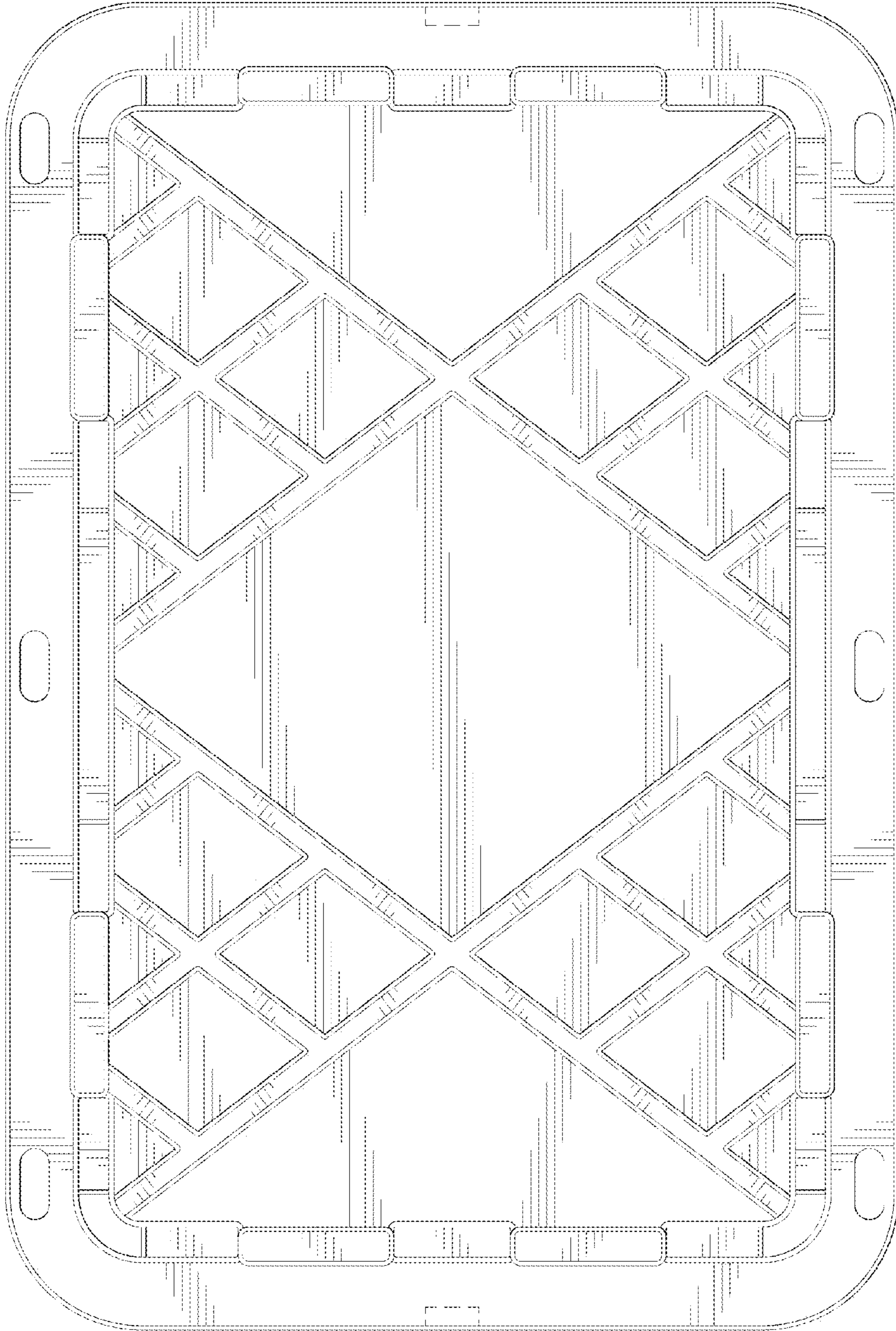


FIG. 4

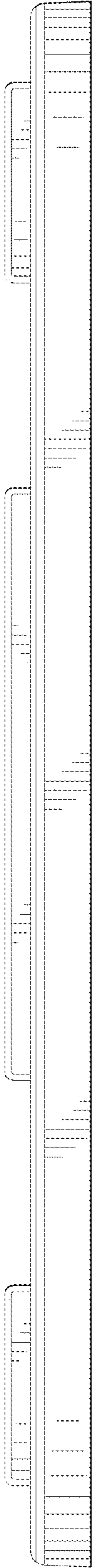


FIG. 5

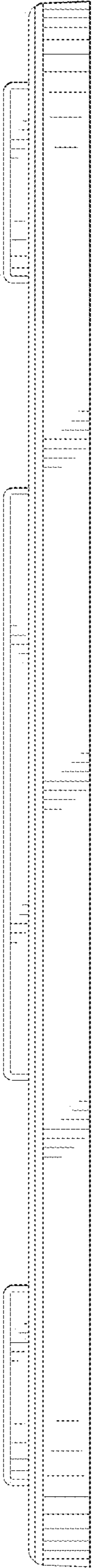


FIG. 6

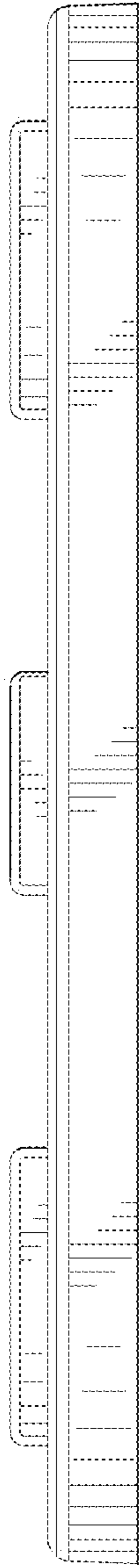


FIG. 7

