

US00D762449S

(12) **United States Design Patent**
Thomson

(10) **Patent No.:** **US D762,449 S**
(45) **Date of Patent:** **** Aug. 2, 2016**

(54) **LOCK LATCH**

(71) Applicant: **IdeaStream Consumer Products, LLC**,
Cleveland, OH (US)

(72) Inventor: **Vincent J. Thomson**, Avon Lake, OH
(US)

(73) Assignee: **IdeaStream Consumer Products, LLC**,
Cleveland, OH (US)

(**) Term: **15 Years**

(21) Appl. No.: **29/538,905**

(22) Filed: **Sep. 9, 2015**

(51) **LOC (10) Cl.** **08-07**

(52) **U.S. Cl.**
USPC **D8/335**; D8/334

(58) **Field of Classification Search**
USPC D8/330, 331, 333, 334, 335, 336, 343,
D8/344, 349, 302, 301; 292/358, 359,
292/DIG. 42, DIG. 30, DIG. 68
CPC E05B 3/00; E05B 9/00; E05B 9/002;
E05B 17/00; E05B 65/50; E05B 65/5253
See application file for complete search history.

(56) **References Cited**
U.S. PATENT DOCUMENTS

962,087 A * 6/1910 Kuczynski E05B 67/24
70/38 A

1,818,442 A * 8/1931 Widmer E05B 65/5284
70/64

1,968,756 A * 7/1934 Franzen E05B 65/5253
70/64

2,717,795 A * 9/1955 Cheney E05B 65/50
292/175

2,730,390 A * 1/1956 Atkinson E05B 65/50
292/145

3,025,692 A * 3/1962 Tomkinson E05B 65/50
292/31

4,555,920 A * 12/1985 Stanich E05B 67/38
70/54

4,744,229 A * 5/1988 Stanich E05B 67/02
70/54

5,259,221 A * 11/1993 Whitmore E05B 65/50
292/DIG. 42

D409,075 S * 5/1999 Berger D8/335

7,003,989 B2 * 2/2006 St. James E05B 67/38
70/54

D570,194 S * 6/2008 Schlatter D8/331

D576,017 S * 9/2008 Hatton D8/331

* cited by examiner

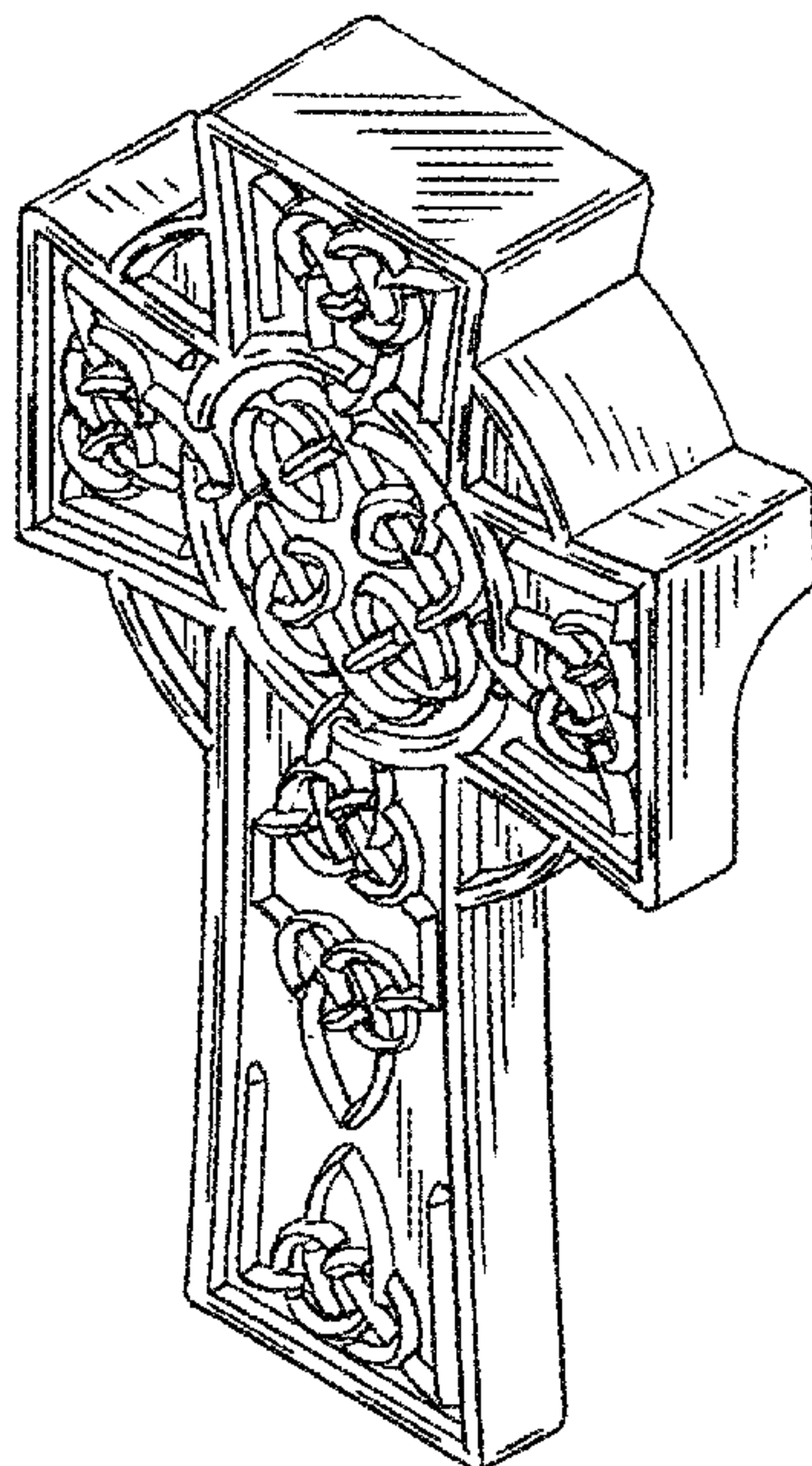
Primary Examiner — Prabhakar Deshmukh
(74) *Attorney, Agent, or Firm* — Fay Sharpe LLP

(57) **CLAIM**
The ornamental design for a lock latch, as shown and described.

DESCRIPTION

FIG. 1 is a front perspective view of a lock latch showing my new design;
FIG. 2 is a front elevational view thereof;
FIG. 3 is a left side elevational view thereof;
FIG. 4 is a top plan view thereof;
FIG. 5 is a bottom plan view thereof; and,
FIG. 6 is a rear elevational view thereof.

1 Claim, 2 Drawing Sheets



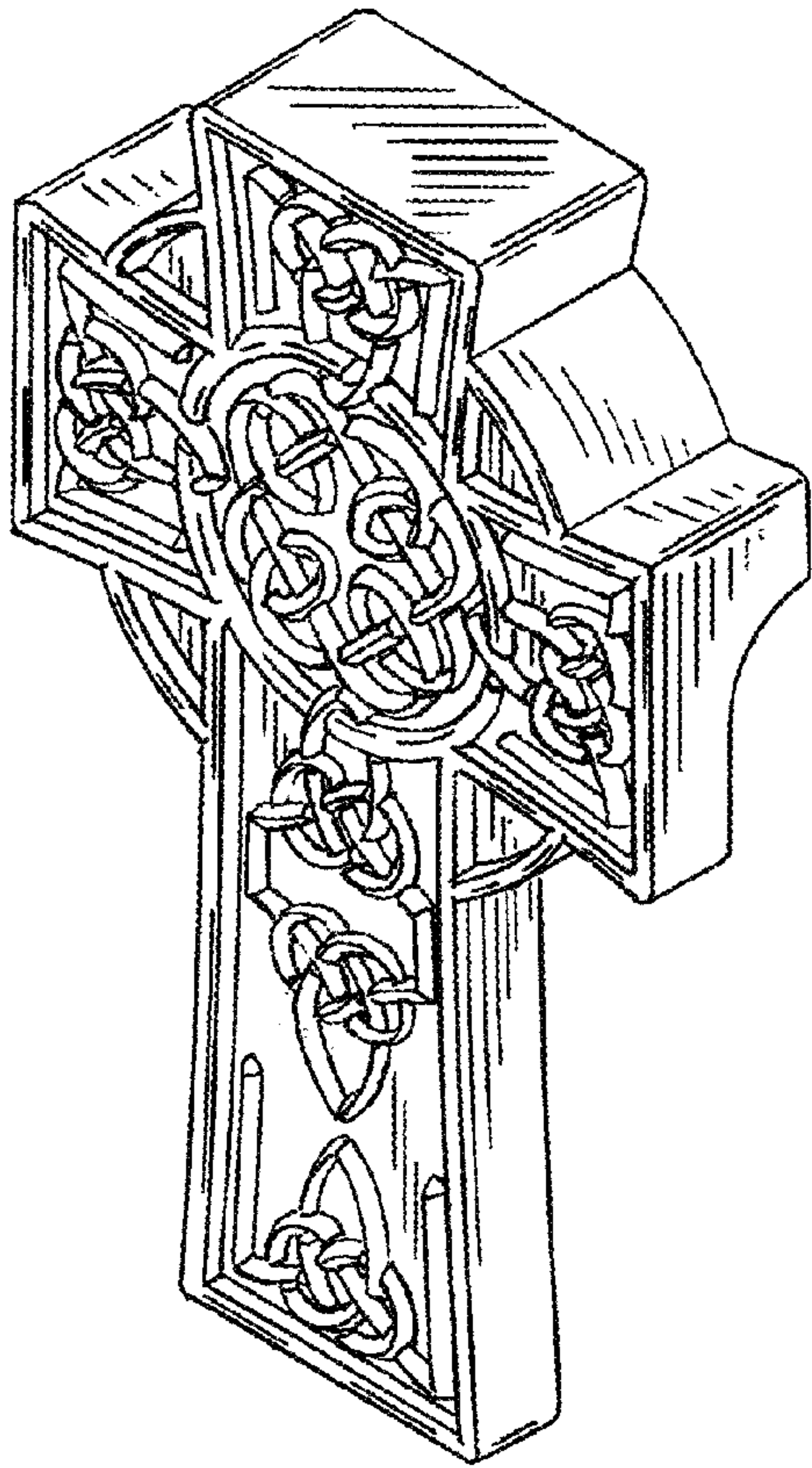


FIG. 1

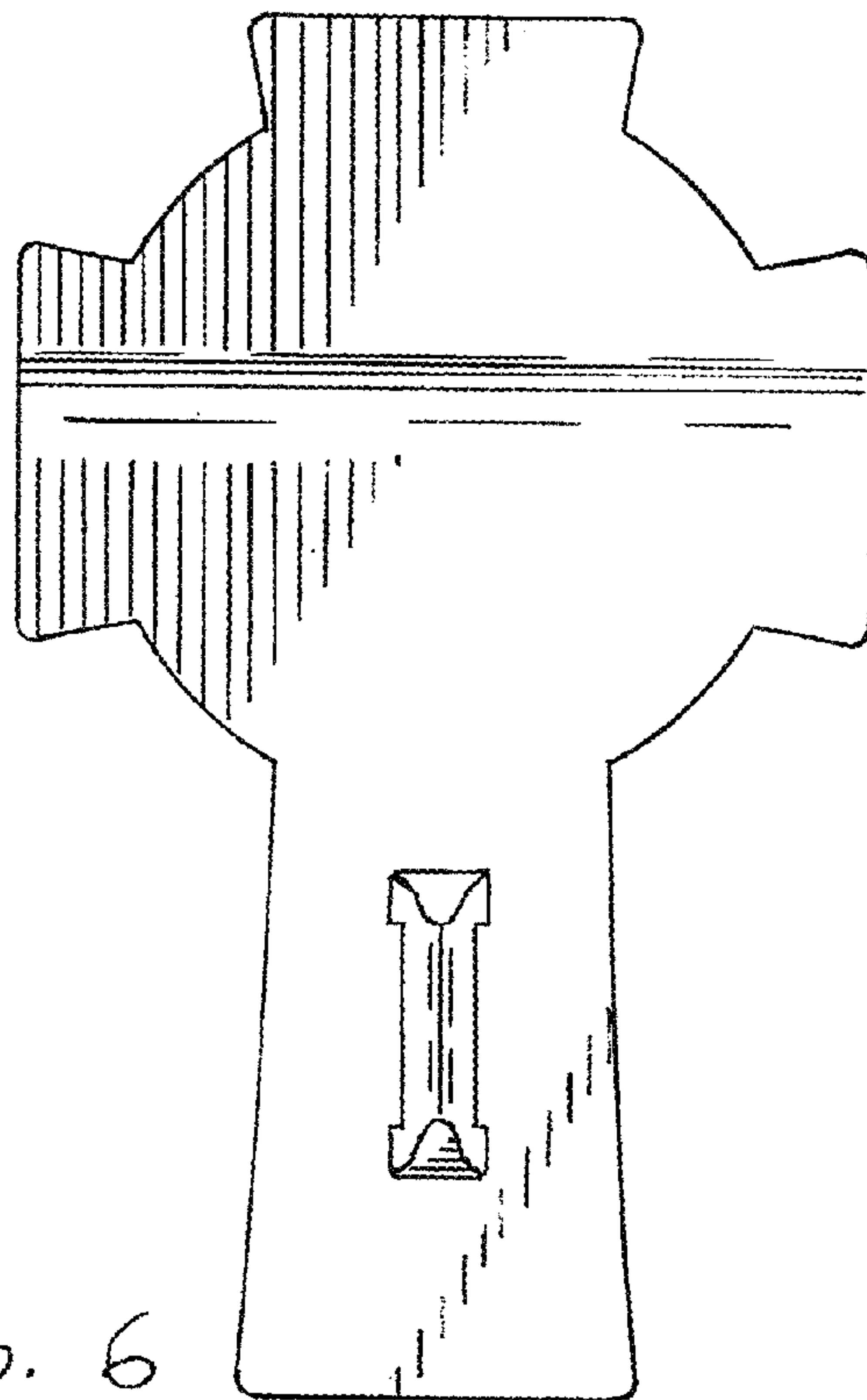


FIG. 6

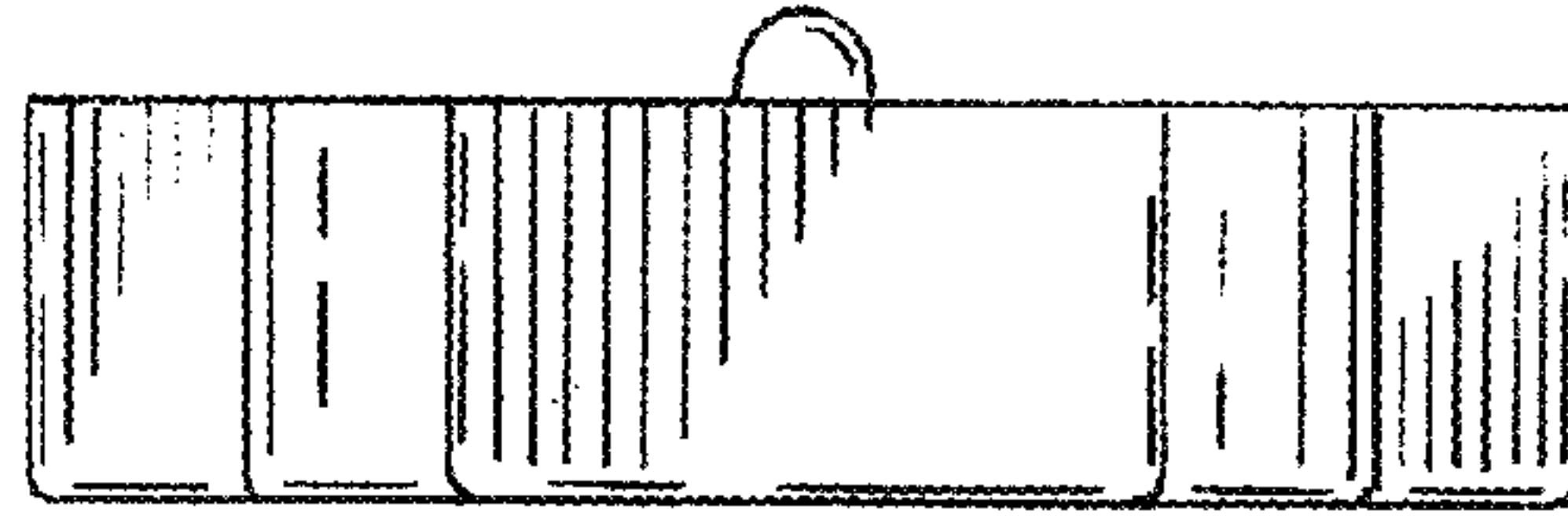


FIG. 4




FIG. 3




FIG. 2

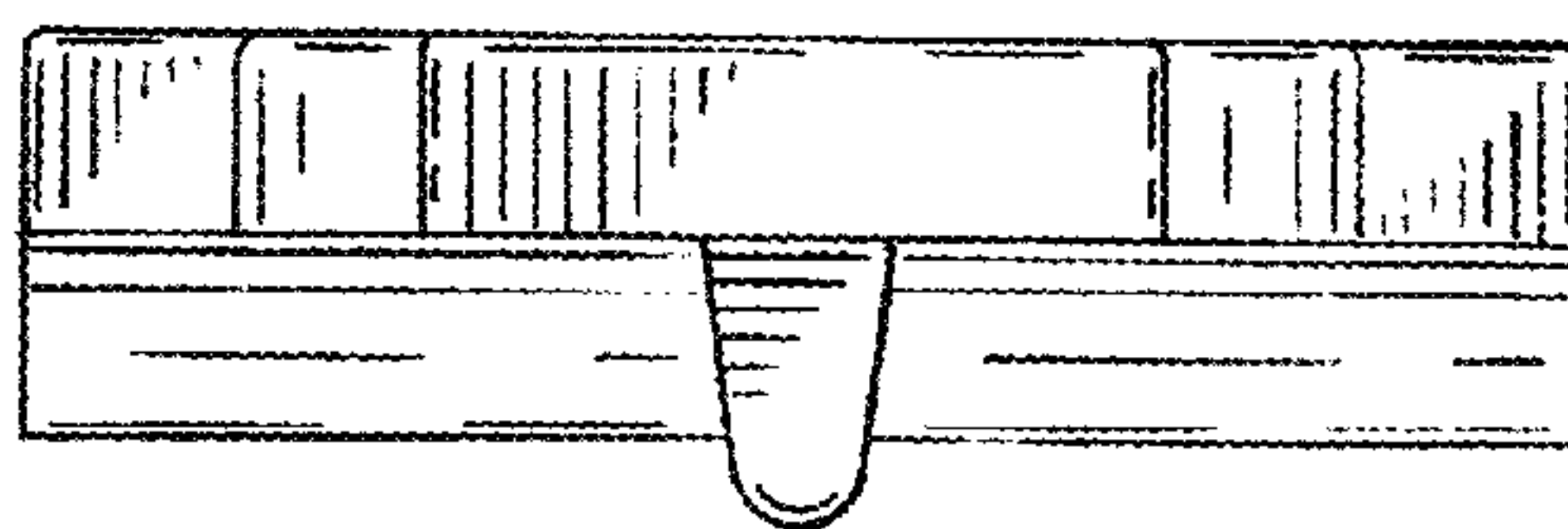


FIG. 5