

US00D762435S

(12) **United States Design Patent**
Itoh et al.

(10) **Patent No.:** **US D762,435 S**
(45) **Date of Patent:** **** Aug. 2, 2016**

(54) **PORTABLE ELECTRIC HAMMER DRILL**

(71) Applicant: **Hitachi Koki Co., Ltd.**, Minato-Ku,
Tokyo (JP)

(72) Inventors: **Takafumi Itoh**, Hitachinaka (JP);
Shinichi Kakefuda, Hitachinaka (JP)

(73) Assignee: **Hitachi Koki Co., Ltd.**, Minato-Ku,
Tokyo (JP)

(**) Term: **14 Years**

(21) Appl. No.: **29/521,927**

(22) Filed: **Mar. 26, 2015**

(30) **Foreign Application Priority Data**

Sep. 26, 2014 (JP) 2014-021314

(51) **LOC (10) CL.** **08-04**

(52) **U.S. CL.**
USPC **D8/69**

(58) **Field of Classification Search**
USPC D8/14.1, 61-70; 81/429, 454-456, 469,
81/489; 173/104, 114, 168-171, 178, 201,
173/211, 213, 217; 408/20, 124, 125, 234;
388/809

CPC B25D 16/00; B25D 17/00; B25F 5/02
See application file for complete search history.

(56) **References Cited**

U.S. PATENT DOCUMENTS

D380,132 S *	6/1997	Matsunaga	D8/69
D503,078 S *	3/2005	Sakai	D8/69
D520,838 S *	5/2006	Okada	D8/69
D525,849 S *	8/2006	Hayakawa	D8/69
D526,179 S *	8/2006	Hayakawa	D8/69
D538,619 S *	3/2007	Okuda	D8/69
D555,451 S *	11/2007	Okuda	D8/69
D558,551 S *	1/2008	Okuda	D8/69
D575,606 S *	8/2008	Okouchi	D8/69
D592,028 S *	5/2009	Taniguchi	D8/69
D595,101 S *	6/2009	Bast	D8/68

D604,583 S *	11/2009	Yamamoto	D8/69
D610,478 S *	2/2010	Bast	D10/69
D617,168 S *	6/2010	Yamamoto	D8/68
D676,731 S *	2/2013	Aglassinger	D8/69
D716,626 S *	11/2014	Sell	D8/69
D719,428 S *	12/2014	Aoki	D8/68
2006/0060365 A1 *	3/2006	Kunz	B25D 17/00 173/48
2009/0301746 A1 *	12/2009	Robieu	B01D 45/06 173/217
2013/0043052 A1 *	2/2013	Harcar	B25D 17/043 173/162.2
2015/0266179 A1 *	9/2015	Rompel	B25D 16/00 173/48

OTHER PUBLICATIONS

“AC Brushless Motor Rotary Hammer Series.” Hitachi., Apr. 28, 2015 [online], [retrieved on Mar. 12, 2016]. Retrieved from the Internet <URL: <http://www.hitachi-koki.com/powertools/products/demolish/dh52mey/dh52mey.html>>.*

* cited by examiner

Primary Examiner — Philip S Hyder

Assistant Examiner — Darlington Ly

(74) *Attorney, Agent, or Firm* — Banner & Witcoff, Ltd.

(57) **CLAIM**

The ornamental design for a portable electric hammer drill, as shown and described.

DESCRIPTION

FIG. 1 is a front, left, upper perspective view of a portable electric hammer drill showing our new design;

FIG. 2 is a front view thereof;

FIG. 3 is a rear view thereof;

FIG. 4 is a left side view thereof;

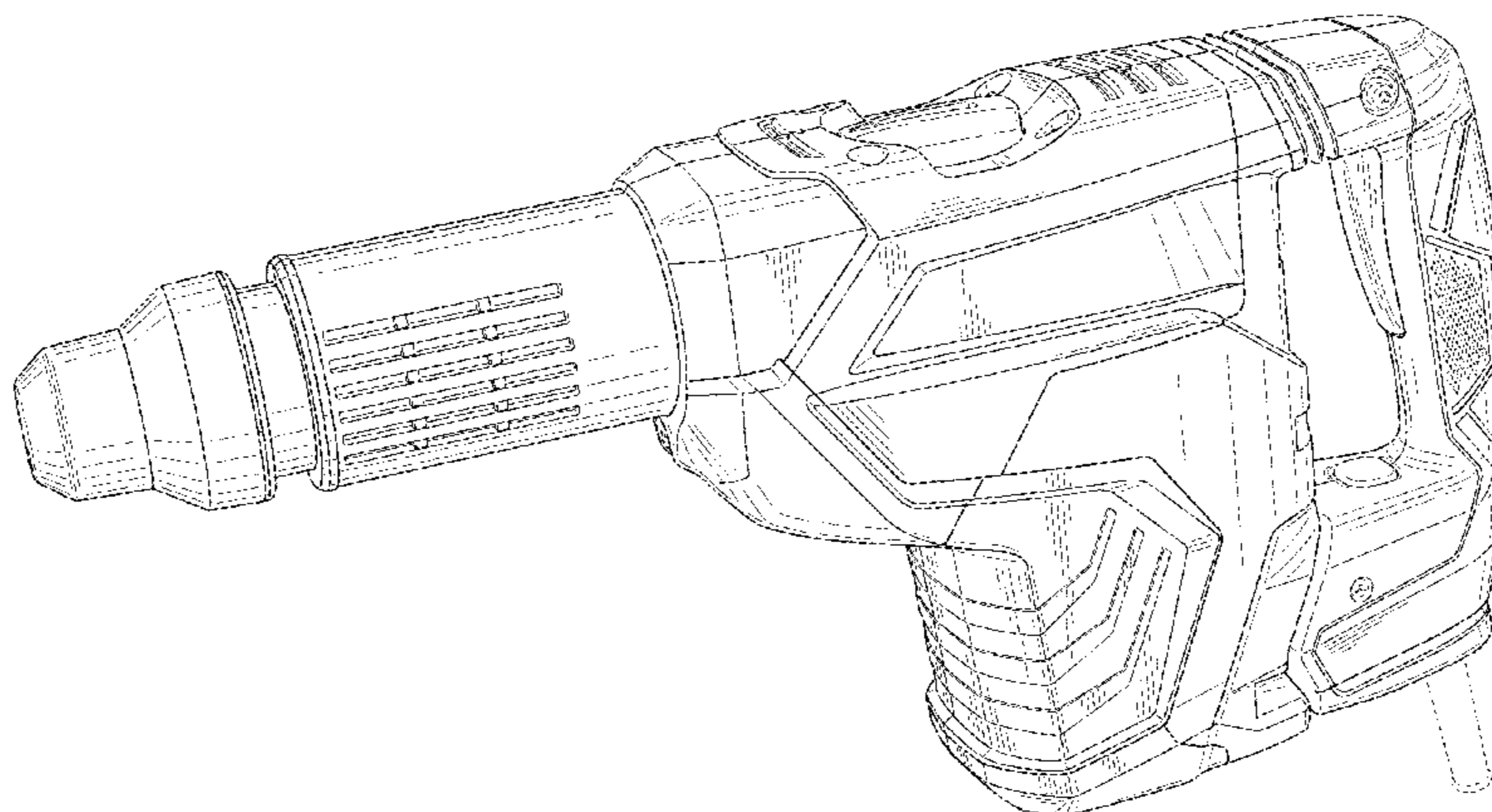
FIG. 5 is a right side view thereof;

FIG. 6 is a top plan view thereof; and,

FIG. 7 is a bottom view thereof.

The broken lines in the drawings illustrate portions of the portable electric hammer drill that forms no part of the claimed design.

1 Claim, 5 Drawing Sheets



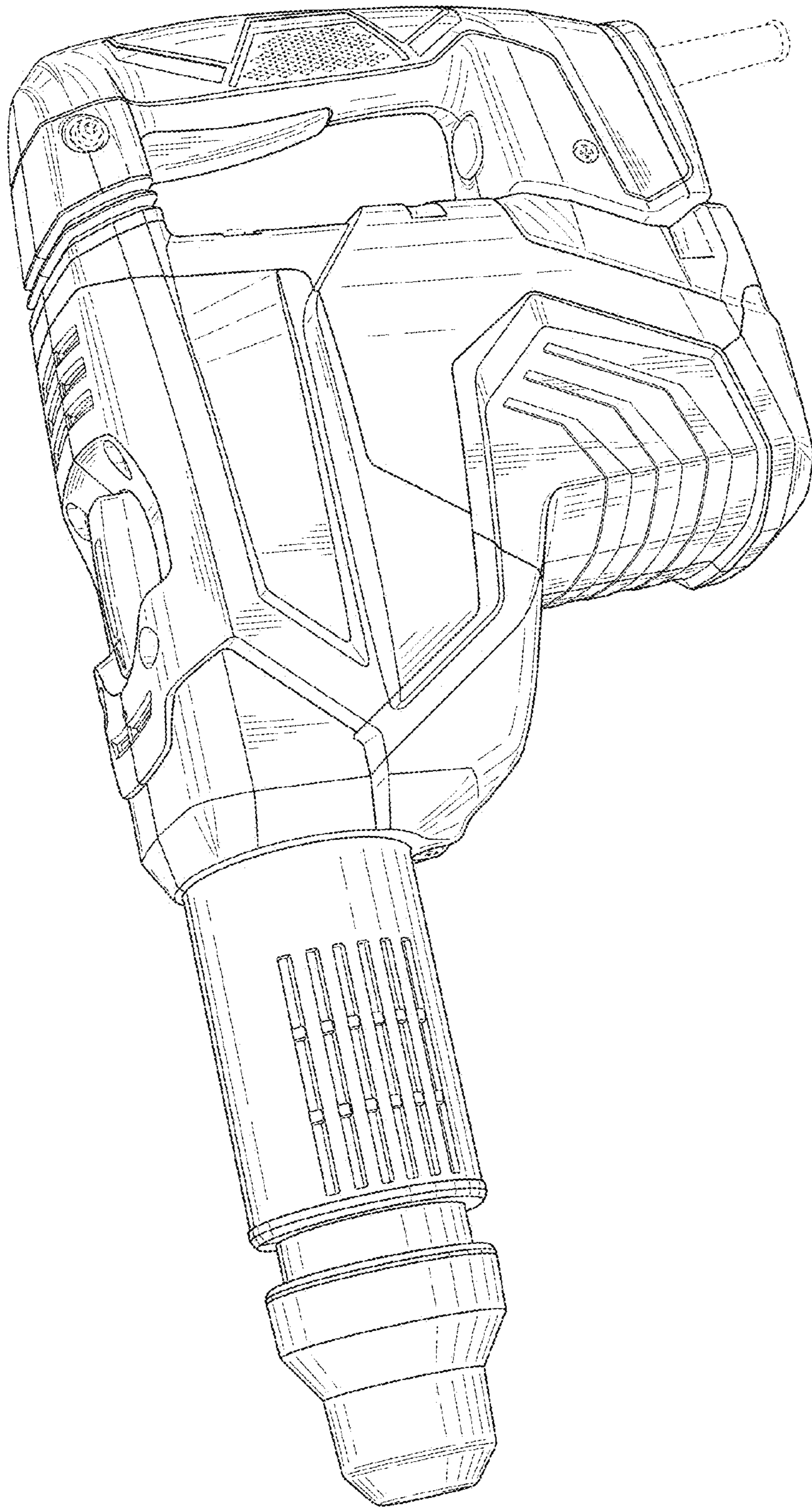


FIG. 1

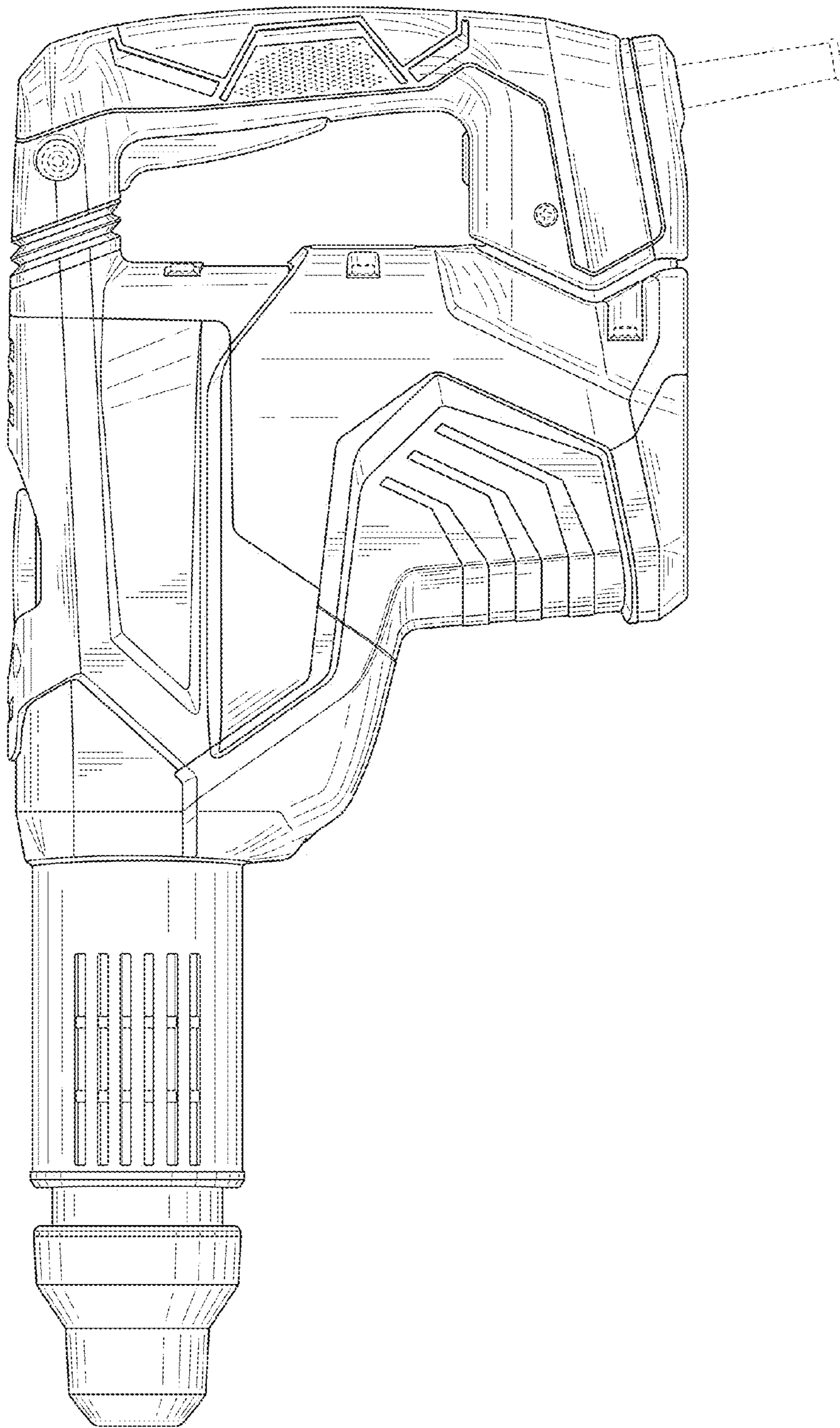


FIG. 2

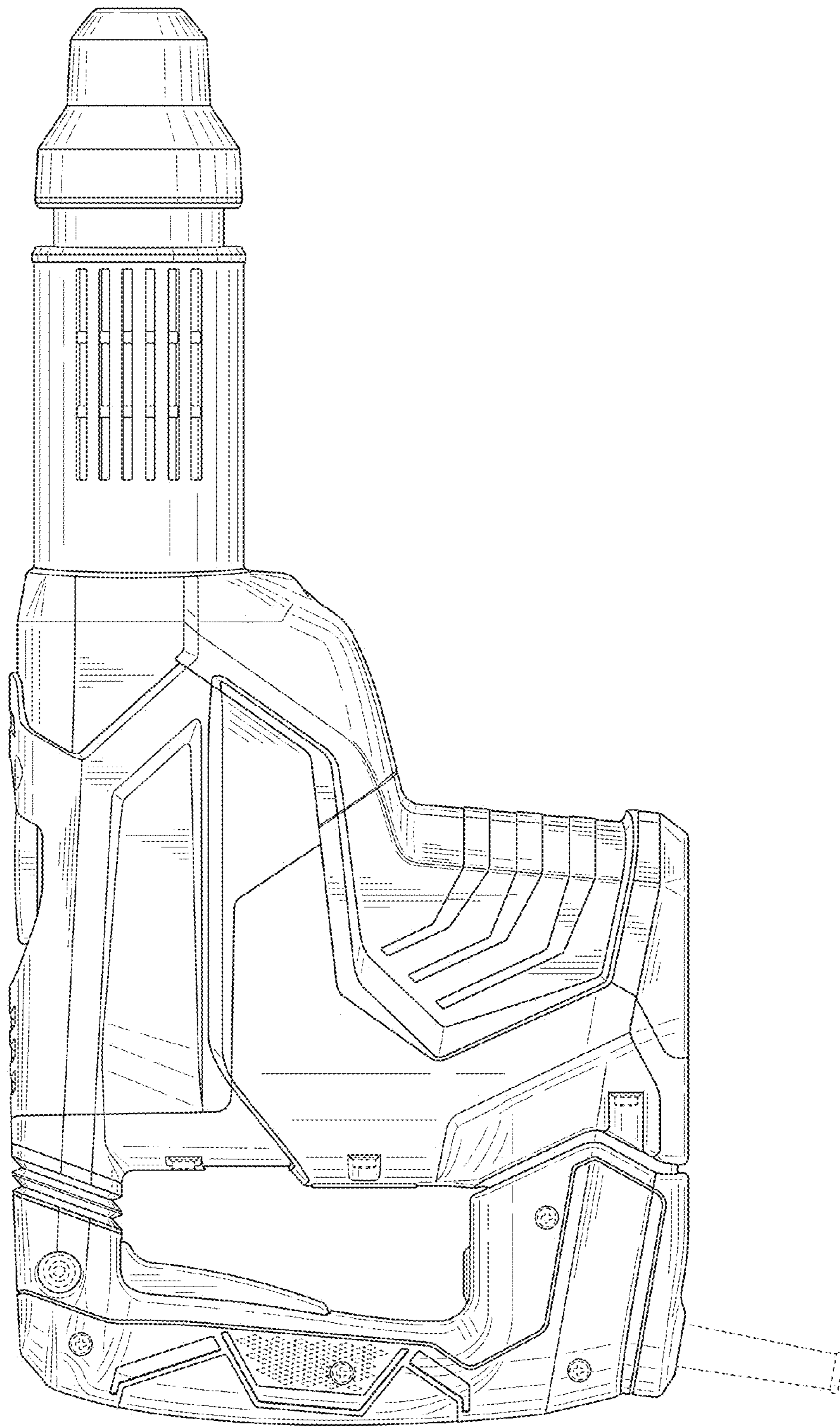


FIG. 3

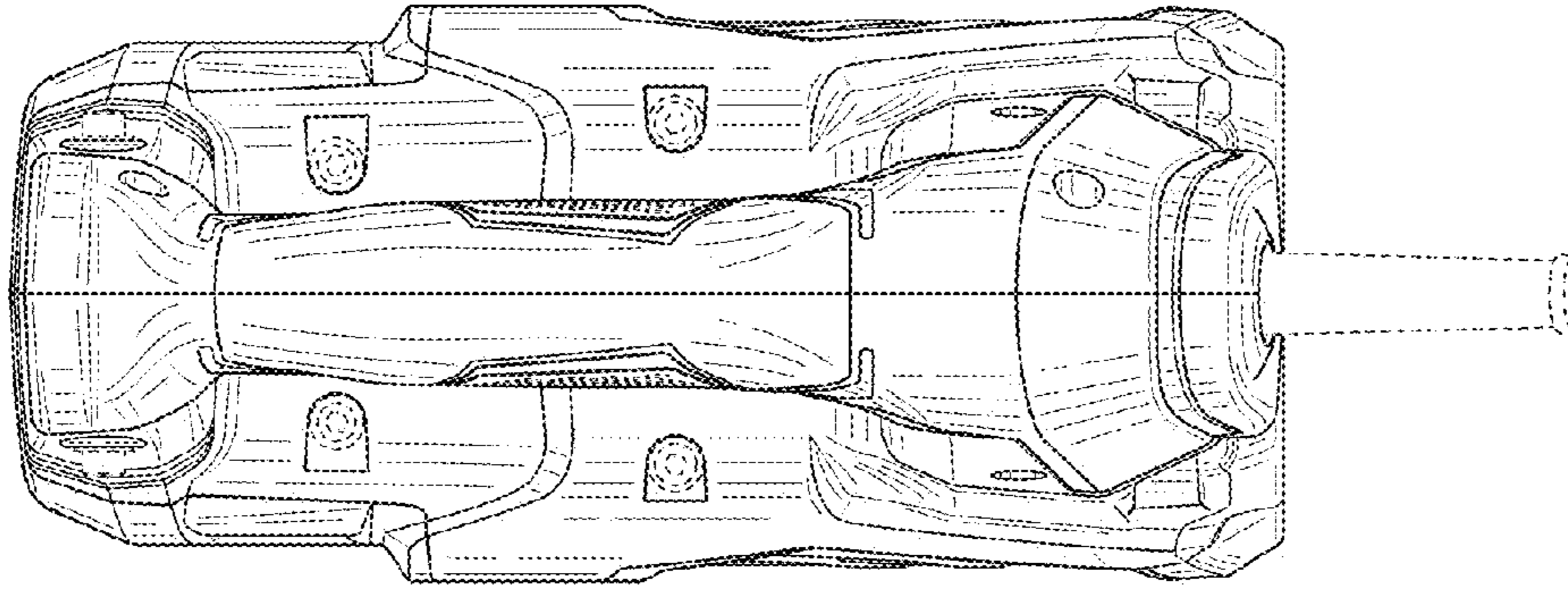


FIG. 5

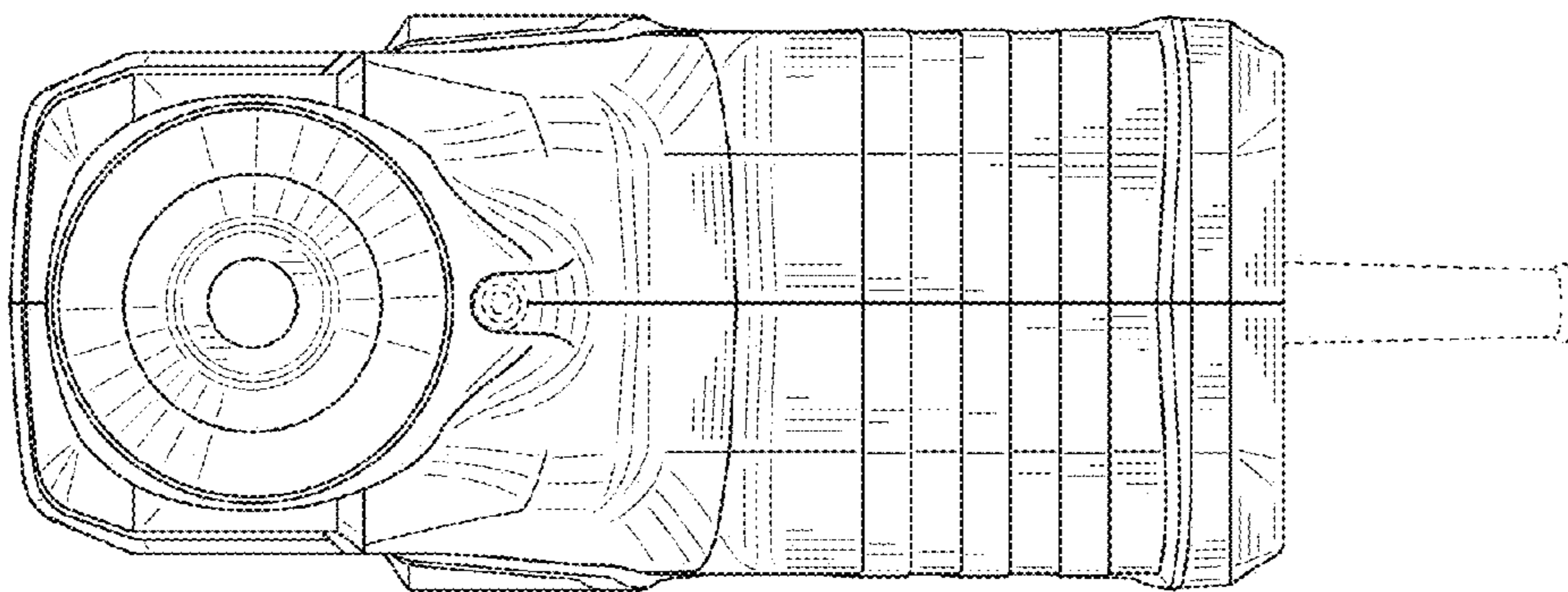


FIG. 4

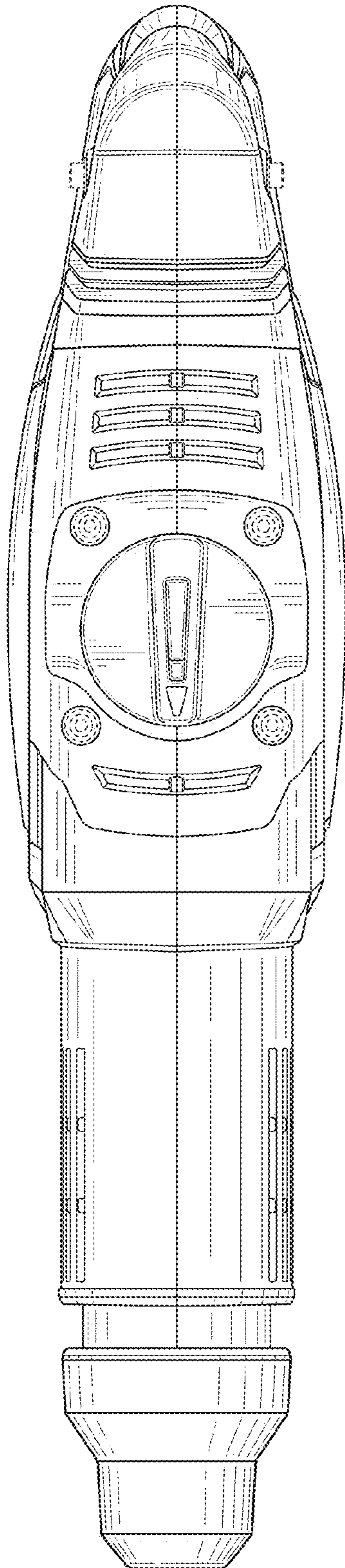


FIG. 6

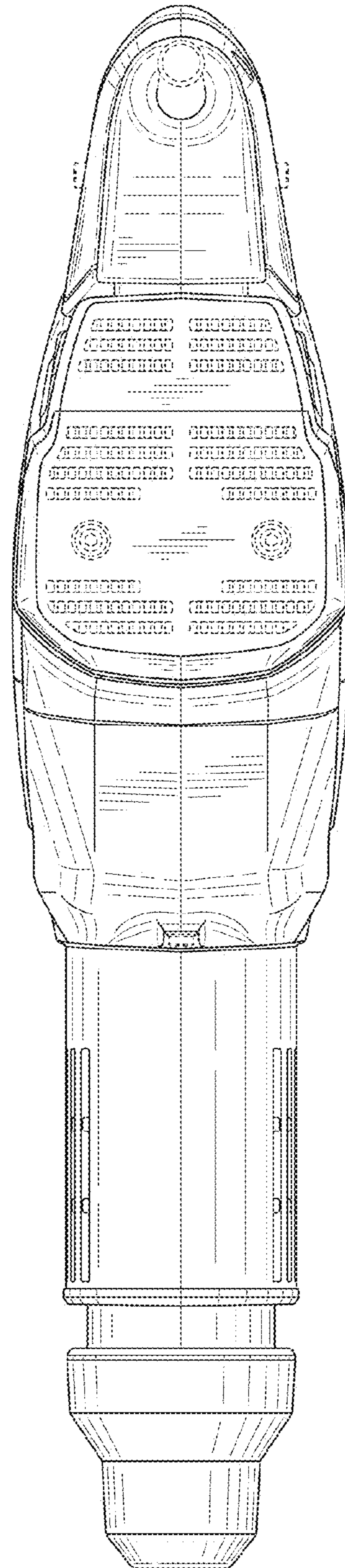


FIG. 7