

US00D762427S

(12) **United States Design Patent**
Tennant

(10) **Patent No.:** **US D762,427 S**
(45) **Date of Patent:** **** Aug. 2, 2016**

(54) **KITCHEN APPARATUS FOR CRACKING AN EGG**

(71) Applicant: **David W. Tennant**, Springfield, VA (US)

(72) Inventor: **David W. Tennant**, Springfield, VA (US)

(**) Term: **14 Years**

(21) Appl. No.: **29/514,326**

(22) Filed: **Jan. 11, 2015**

(51) **LOC (10) Cl.** **07-04**

(52) **U.S. Cl.**
USPC **D7/693**

(58) **Field of Classification Search**
USPC D7/669, 693, 691, 601
CPC A47J 43/14; A47J 43/28; A47J 43/145;
A47J 43/26; A47G 19/28; A23N 5/00; A23N
1/003
See application file for complete search history.

(56) **References Cited**

U.S. PATENT DOCUMENTS

939,329	A *	11/1909	Saul	A23N 1/003 99/500
2,827,936	A *	3/1958	Furphy	A47J 43/14 99/568
3,331,414	A *	7/1967	Dillon	A47J 43/14 99/499
3,494,397	A *	2/1970	Sparks	A47J 43/14 30/120.1
3,905,287	A	9/1975	Vaca		
D266,728	S *	11/1982	Ivy	D7/693

4,665,813	A *	5/1987	Maisonneuve	A47J 43/14 225/93
6,675,701	B2 *	1/2004	Christiansen	A47J 43/14 99/509

2008/0017049 A1 1/2008 O'Connor

OTHER PUBLICATIONS

OXO Good Grips® 3-In-1 Egg Separator [online], published Jan. 9, 2013, [retrieved Nov. 19, 2014]. Retrieved from the OXO website using Internet <URL: <http://www.oxo.com/products/preparing/whisks-egg-tools/3-in-1-egg-separator>>.

* cited by examiner

Primary Examiner — Terry Wallace

(74) *Attorney, Agent, or Firm* — Benesch Friedlander Coplan & Aronoff, LLP; Thomas Y. Kendrick

(57) **CLAIM**

The ornamental design for a kitchen apparatus for cracking an egg, as shown and described.

DESCRIPTION

FIG. 1 is a front top perspective view of a kitchen apparatus for cracking an egg showing our new design; FIG. 2 is a bottom right perspective view thereof; FIG. 3 is a top plan view thereof; FIG. 4 is a bottom plan view thereof; FIG. 5 is a front elevational view thereof; FIG. 6 is a rear elevational view thereof; FIG. 7 is a left elevational view thereof; and, FIG. 8 is a right elevational view thereof.

1 Claim, 5 Drawing Sheets






FIG. 1




FIG. 2




FIG. 3




FIG. 4




FIG. 5



FIG. 6




FIG. 7




FIG. 8