



US00D762419S

(12) **United States Design Patent**
Parker et al.

(10) **Patent No.:** **US D762,419 S**

(45) **Date of Patent:** **** Aug. 2, 2016**

(54) **TRAINER STRAW CUP**

(71) Applicant: **Jackel International Limited**,
Northumberland (GB)

(72) Inventors: **Richard Parker**, Newcastle Upon Tyne
(GB); **Peter Angus**, Newcastle Upon
Tyne (GB); **Matthew O'Brien**,
Newcastle Upon Tyne (GB); **James Roe**,
Glossop (GB); **Jason Roebuck**, Glossop
(GB)

(73) Assignee: **Jackel International Limited**,
Cramlington Northumberland (GB)

(**) Term: **14 Years**

(21) Appl. No.: **29/516,581**

(22) Filed: **Feb. 4, 2015**

(30) **Foreign Application Priority Data**

Aug. 4, 2014 (EM) 001419139-0011
Aug. 4, 2014 (EM) 001419139-0012

(51) **LOC (10) Cl.** **07-01**

(52) **U.S. Cl.**
USPC **D7/534; D7/533; D7/510**

(58) **Field of Classification Search**

USPC D7/509-516, 523, 533, 534, 535, 326,
D7/543, 548, 300, 312, 314, 316, 318, 319,
D7/320, 598, 589, 396.2, 507; 215/229;
D24/197, 198, 199; 220/703, 714, 710,
220/710.5, 212.5

CPC A47G 19/22; A47G 19/2266; A47G
19/2272; A61J 9/00; A61J 9/06; A61J 9/08;
A61J 9/085

See application file for complete search history.

(56) **References Cited**

U.S. PATENT DOCUMENTS

D642,435	S	*	8/2011	Schofield	D24/197
D642,866	S	*	8/2011	Schofield	D24/197
D650,233	S	*	12/2011	Roehrig	D24/197
D684,426	S	*	6/2013	Bottomley	D7/510
D713,687	S	*	9/2014	LV	D7/510
D716,461	S	*	10/2014	Lau	D24/197
D721,250	S	*	1/2015	Chen	D7/510
D730,697	S	*	6/2015	Johnson	D7/510
2009/0255944	A1	*	10/2009	Yamashita	A47G 19/2266 220/705

* cited by examiner

Primary Examiner — Marianne Pandozzi

Assistant Examiner — Jae Liang

(74) *Attorney, Agent, or Firm* — Olson & Cepuritis, Ltd.

(57) **CLAIM**

The ornamental design for a trainer straw cup, as shown and described.

DESCRIPTION

FIG. 1 is a perspective view of a trainer straw cup showing our new design;

FIG. 2 is a front elevational view thereof;

FIG. 3 is a rear elevational view thereof;

FIG. 4 is a right side elevational view thereof; the left side elevational view being a mirror image thereof;

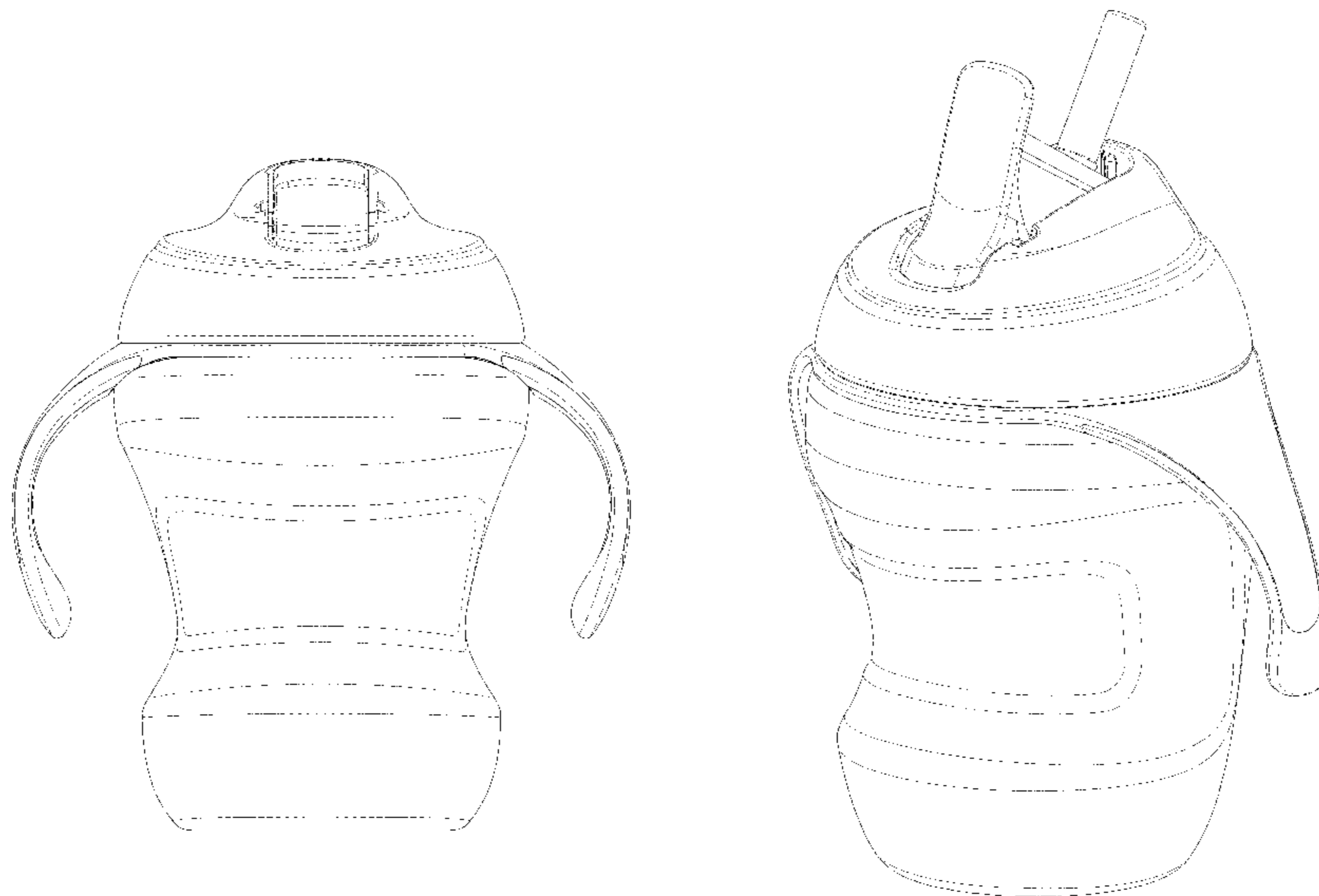
FIG. 5 is a top plan view thereof;

FIG. 6 is a bottom plan view thereof; and,

FIG. 7 is a perspective view of the trainer straw cup with the straw in its extended position.

The broken lines in the drawing depict portions of the trainer straw cup that form no part of the claimed design.

1 Claim, 7 Drawing Sheets



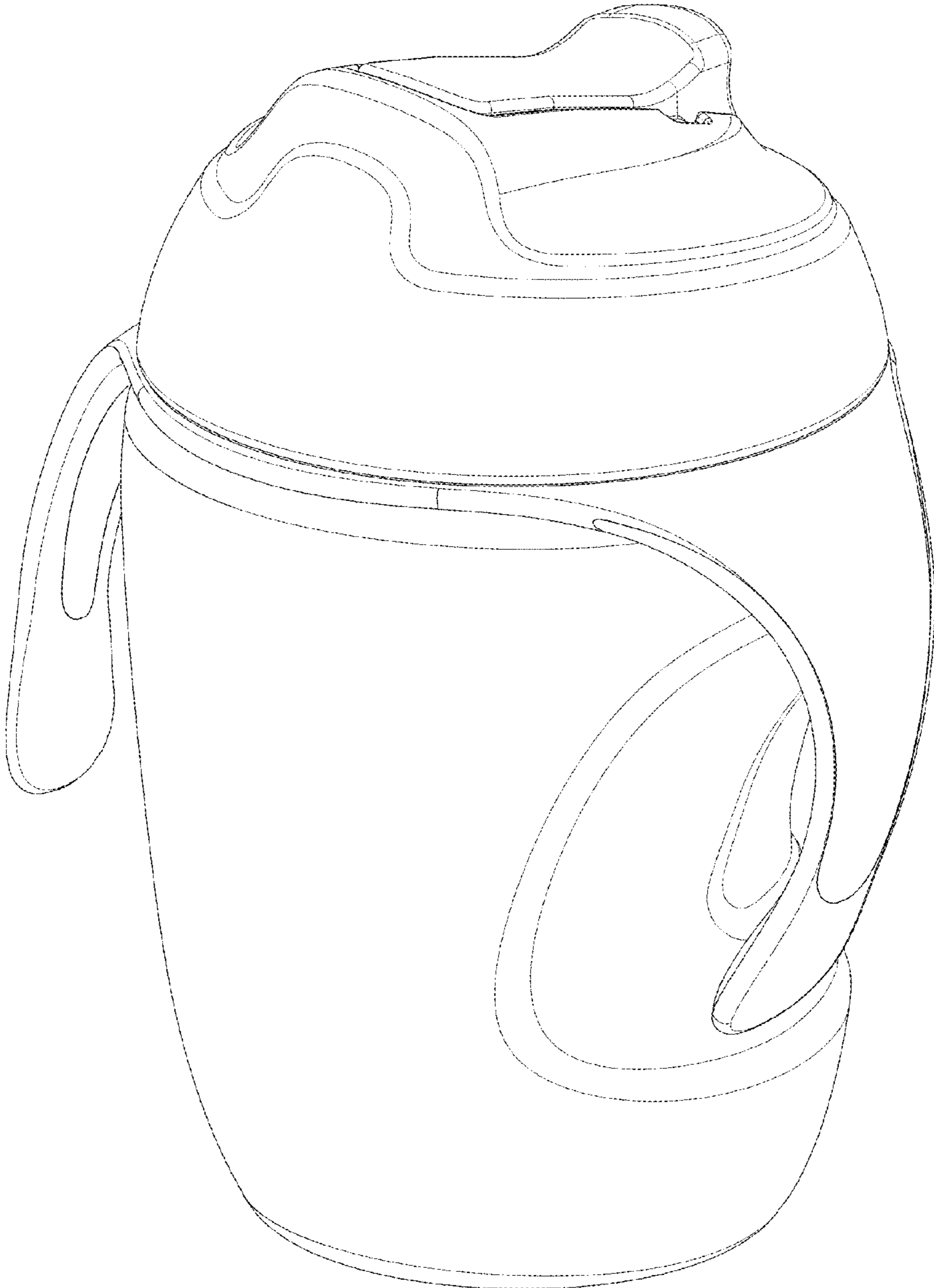


FIG. 1




FIG. 2




FIG. 3

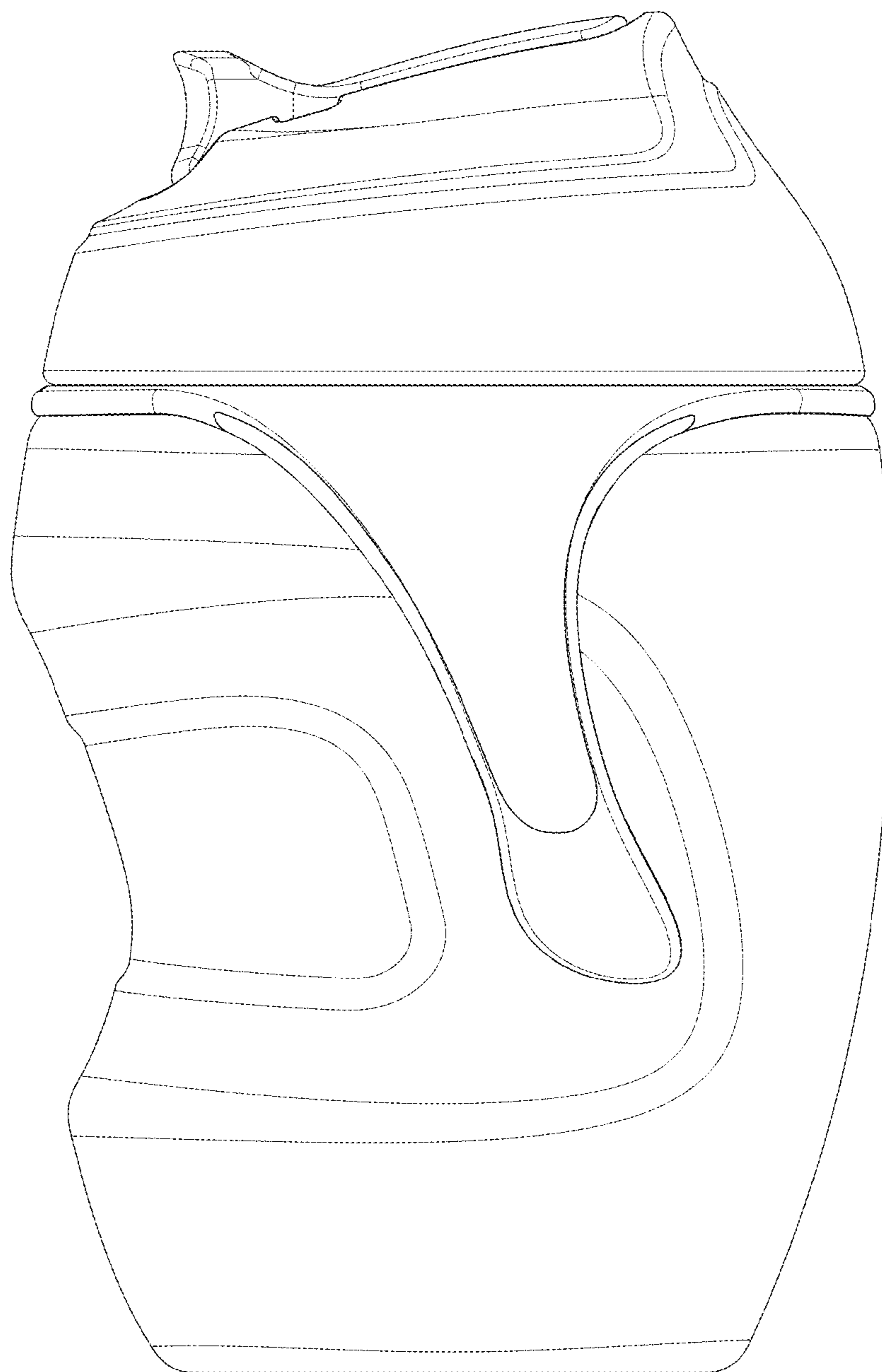


FIG. 4

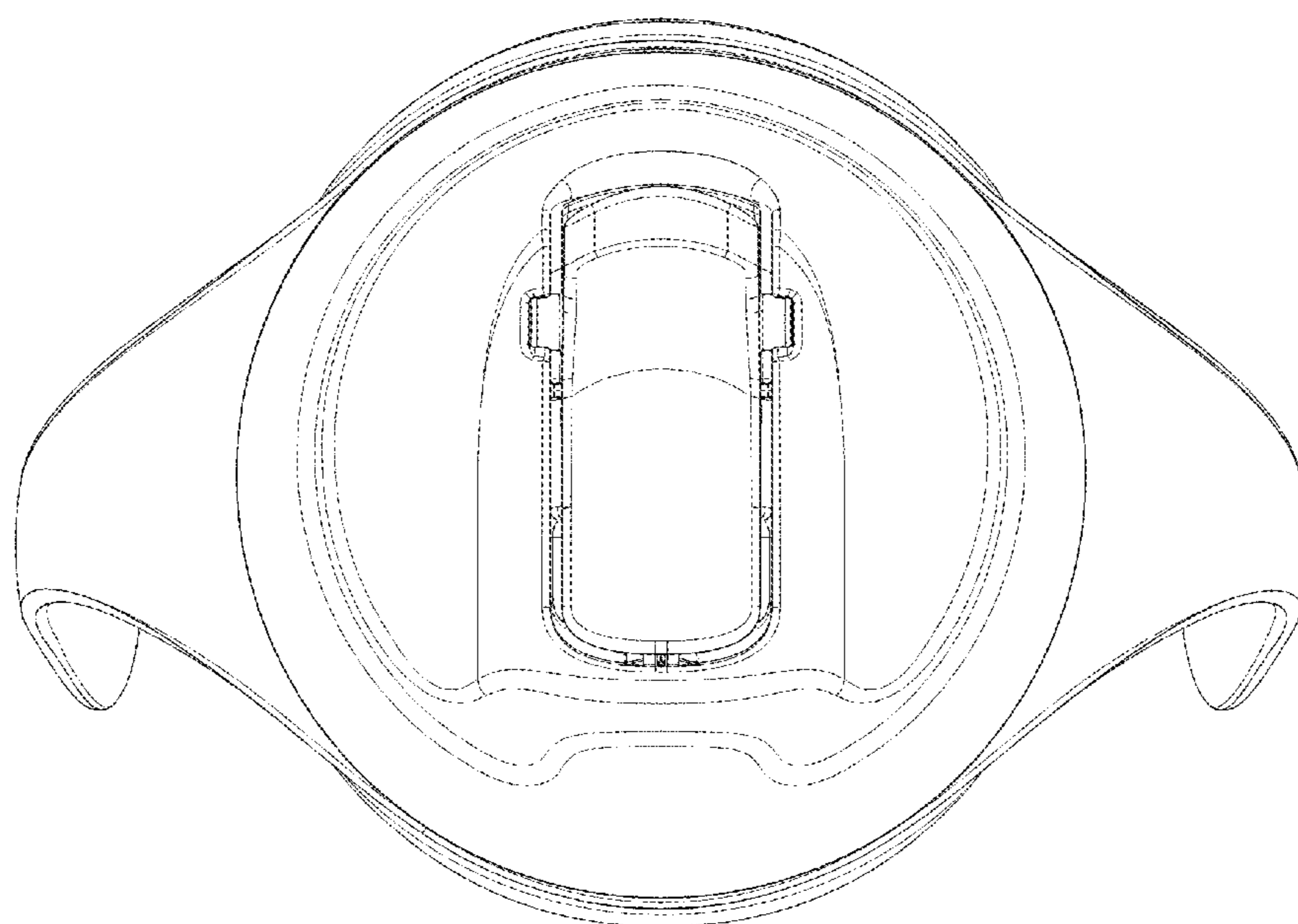


FIG. 5

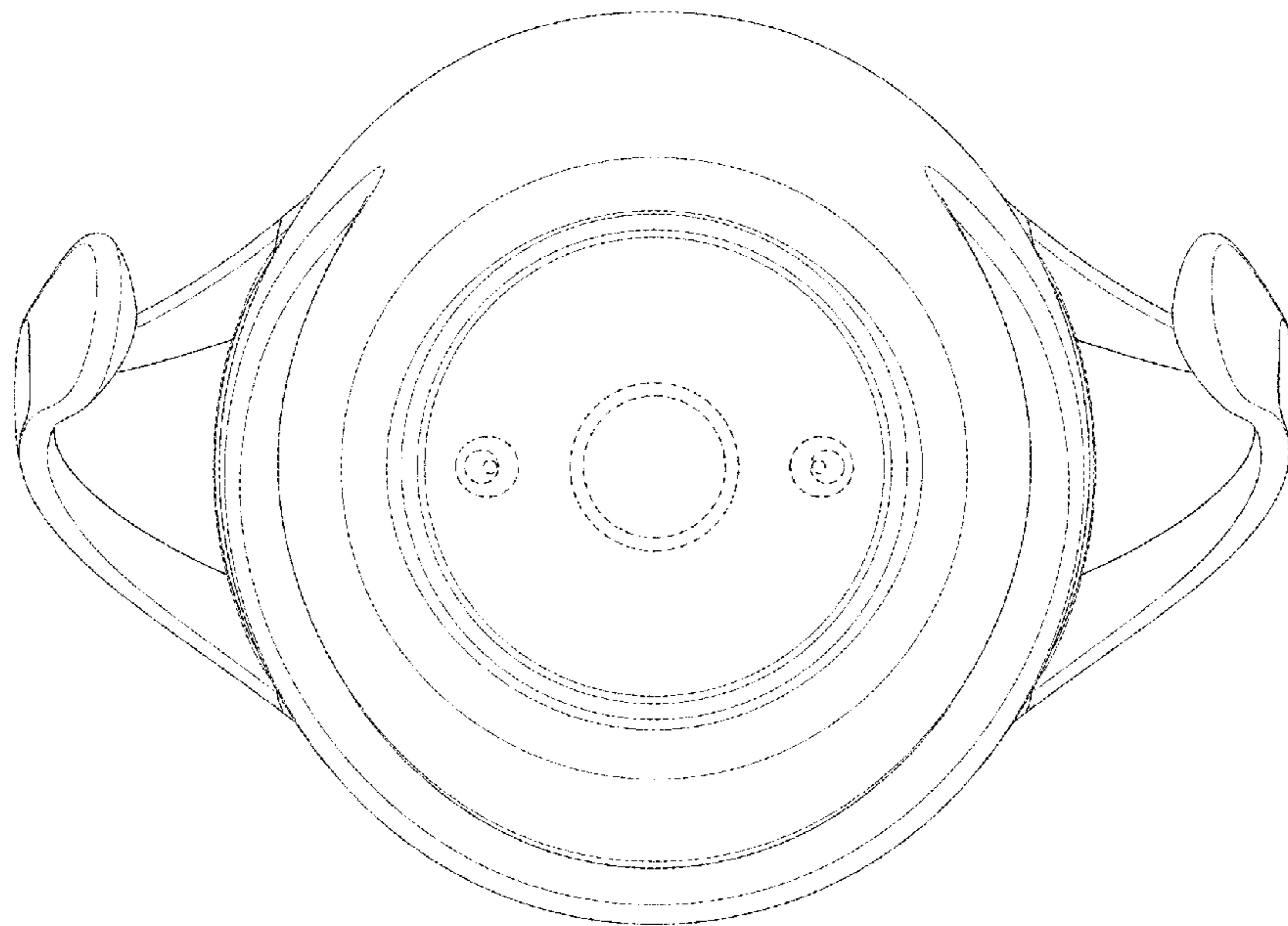


FIG. 6



FIG. 7