



US00D762418S

(12) **United States Design Patent**  
**Sorensen et al.**

(10) **Patent No.:** **US D762,418 S**  
(45) **Date of Patent:** **\*\* Aug. 2, 2016**

(54) **CONTAINER**

(71) Applicant: **RUNWAY BLUE, LLC**, Lehi, UT (US)

(72) Inventors: **Steven M. Sorensen**, Alpine, UT (US);  
**Kim L. Sorensen**, Alpine, UT (US);  
**David O. Meyers**, East Layton, UT (US)

(73) Assignee: **RUNWAY BLUE, LLC**, Lehi, UT (US)

(\*\*) Term: **14 Years**

(21) Appl. No.: **29/514,158**

(22) Filed: **Jan. 8, 2015**

(51) **LOC (10) Cl.** ..... **07-01**

(52) **U.S. Cl.**  
USPC ..... **D7/511; D7/536; D7/532; D7/629;**  
**D9/504**

(58) **Field of Classification Search**

USPC ..... **D7/507, 509, 510, 511, 513, 523, 529,**  
**D7/532, 533, 534, 300, 300.1, 591, 608,**  
**D7/392, 392.1, 396.1, 396.2, 900, 629;**  
**D9/500, 501, 502, 503, 504, 516, 517,**  
**D9/525, 435, 436, 440, 442, 443, 449, 434,**  
**D9/556, 438, 538, 447, 445; D3/202;**  
**222/480, 507, 546, 548, 553; 220/210,**  
**220/212.5, 703, 709, 711; 215/12.1, 216**  
CPC ..... **B65D 23/02; B65D 39/0052; B65D**  
**39/0082; B65D 39/0076; B65D 39/007;**  
**B65D 43/0277; B65D 43/0279; B65D**  
**43/0285; B65D 43/12; A61J 2205/20; A61J**  
**2200/72; A61J 9/02; A61J 9/08**

See application file for complete search history.

(56) **References Cited**

**U.S. PATENT DOCUMENTS**

D256,651 S \* 9/1980 Leung ..... D7/608  
D596,459 S \* 7/2009 Ghiassi ..... D7/510

(Continued)

**OTHER PUBLICATIONS**

U.S. Appl. No. 29/514,160, filed Jan. 8, 2015, Sorensen, et al.

(Continued)

*Primary Examiner* — Marianne Pandozzi

*Assistant Examiner* — Jae Liang

(74) *Attorney, Agent, or Firm* — Maschoff Brennan

(57) **CLAIM**

The ornamental design for a container, as shown and described.

**DESCRIPTION**

FIG. 1 is a top perspective view of a first embodiment of a container showing our new design;

FIG. 2 is a bottom perspective view of the container shown in FIG. 1;

FIG. 3 is a front view of the container shown in FIG. 1, with the rear view being a mirror image thereof;

FIG. 4 is a right side view of the container shown in FIG. 1, with the left side view being a mirror image thereof;

FIG. 5 is a top view of the container shown in FIG. 1;

FIG. 6 is a bottom view of the container shown in FIG. 1;

FIG. 7 is a top perspective view of a second embodiment of a container;

FIG. 8 is a bottom perspective view of the container shown in FIG. 7;

FIG. 9 is a front view of the container shown in FIG. 7, with the rear view being a mirror image thereof;


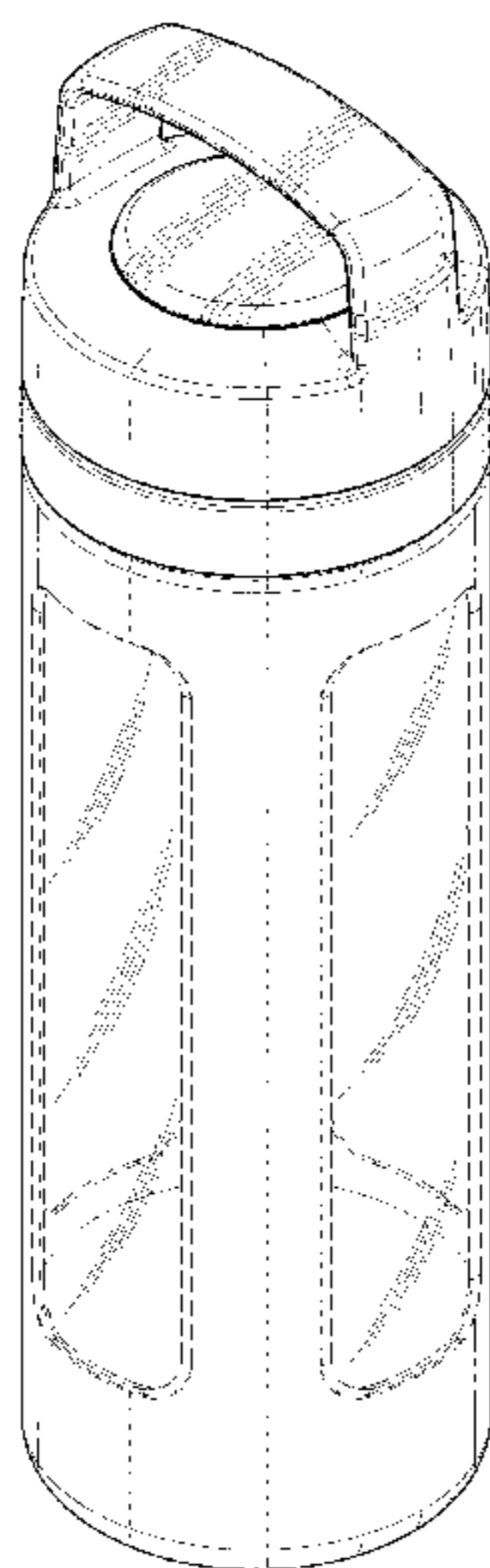
FIG. 10 is a right side view of the container shown in FIG. 7, with the left side view being a mirror image thereof;

FIG. 11 is a top view of the container shown in FIG. 7; and,

FIG. 12 is a bottom view of the container shown in FIG. 7.

The broken lines in the drawing depict portions of the container that form no part of the claimed design.

**1 Claim, 10 Drawing Sheets**



(56)

References Cited

U.S. PATENT DOCUMENTS

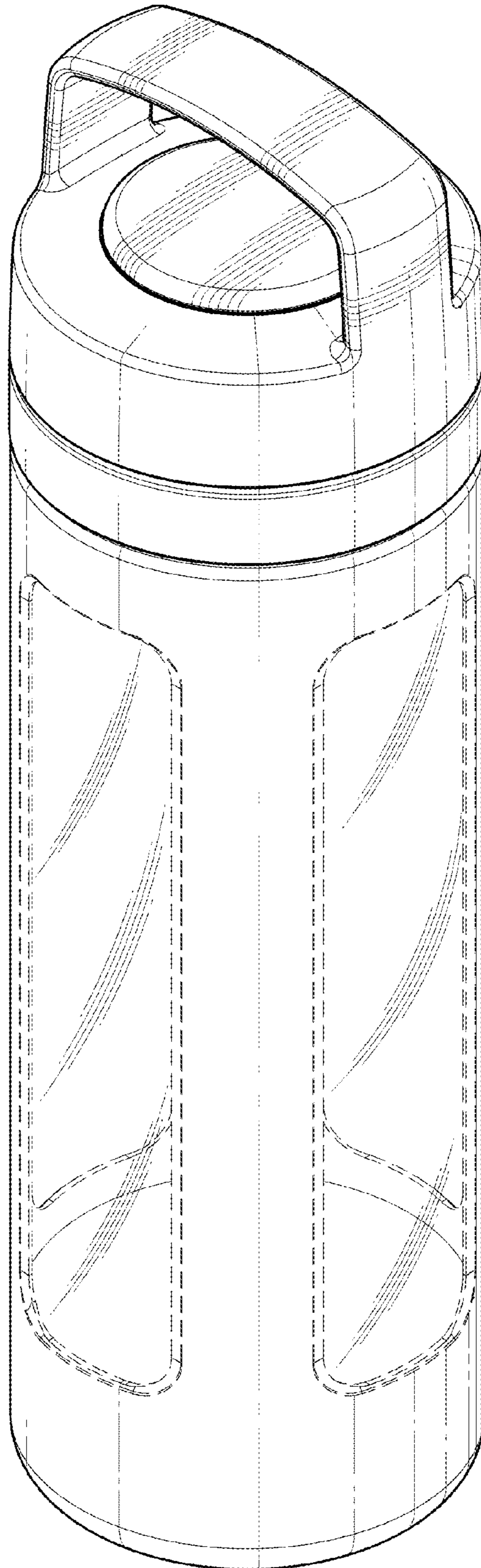
D615,816 S \* 5/2010 Joy ..... D7/507  
D616,703 S \* 6/2010 Joy ..... D7/507  
D621,220 S \* 8/2010 Lown ..... D7/300.1  
D639,177 S \* 6/2011 Pape ..... D9/443  
D658,064 S \* 4/2012 Barnes ..... D9/532  
D659,007 S \* 5/2012 Pape ..... D9/443  
D668,913 S \* 10/2012 Mayer ..... D7/510  
D674,662 S \* 1/2013 Huang ..... D7/510  
D675,100 S \* 1/2013 Herbst ..... D7/511  
D680,431 S \* 4/2013 Hopkins ..... D9/443  
D686,885 S \* 7/2013 Meyers ..... D7/629  
D686,886 S \* 7/2013 Meyers ..... D7/629  
D686,888 S \* 7/2013 Meyers ..... D7/629

D689,331 S \* 9/2013 Staton ..... D7/510  
D696,079 S \* 12/2013 Meyers ..... D7/629  
D708,954 S \* 7/2014 Barnes ..... D7/511  
D713,201 S \* 9/2014 Rees ..... D7/509  
D724,896 S \* 3/2015 Williams ..... D7/511  
D738,692 S \* 9/2015 Kilduff ..... D7/615  
2001/0008238 A1\* 7/2001 Witonsky ..... A61J 9/02  
219/729  
2014/0069917 A1\* 3/2014 Meyers ..... B65D 51/242  
220/23.88

OTHER PUBLICATIONS

U.S. Appl. No. 29/514,161, filed Jan. 8, 2015, Sorensen, et al.  
U.S. Appl. No. 29/514,162, filed Jan. 8, 2015, Sorensen, et al.

\* cited by examiner



**FIG. 1**

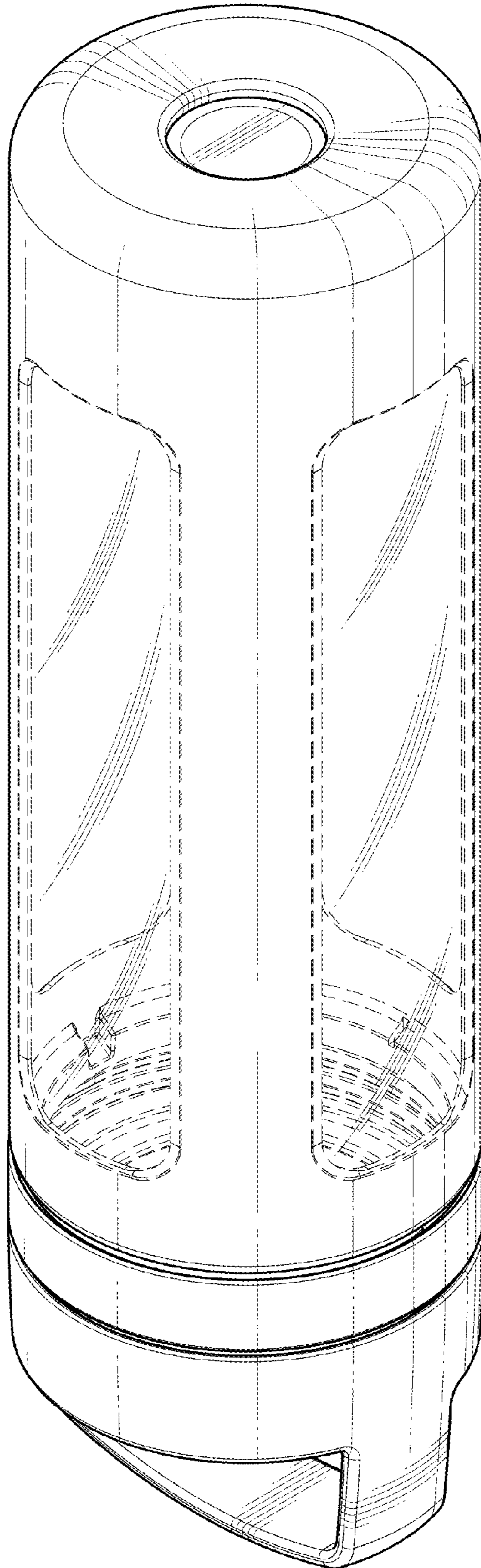


FIG. 2

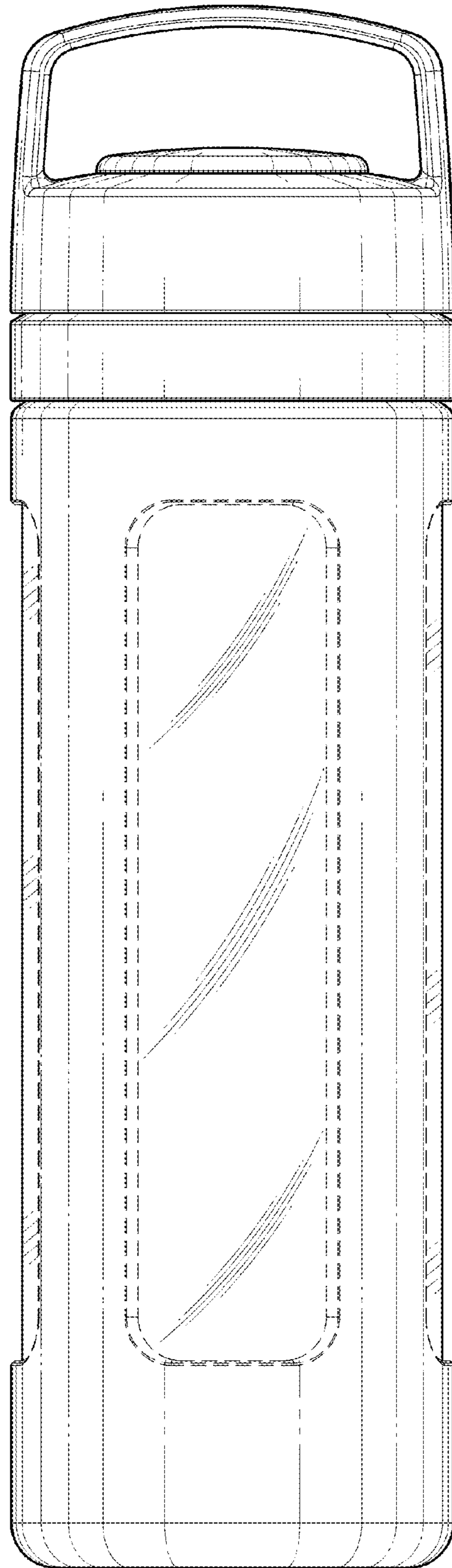


FIG. 3

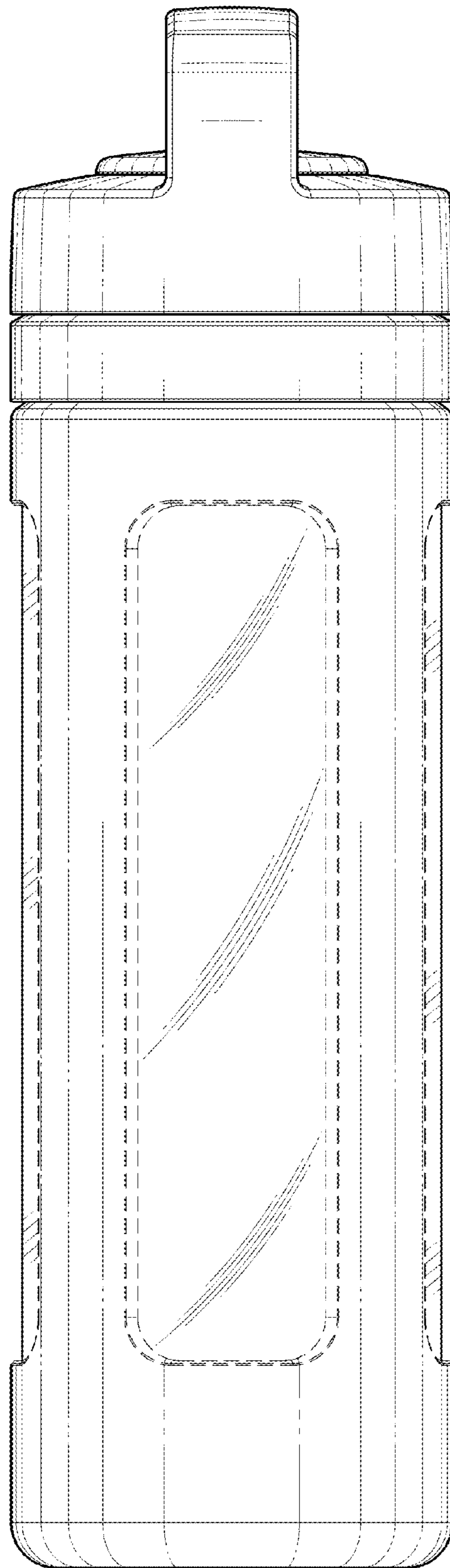
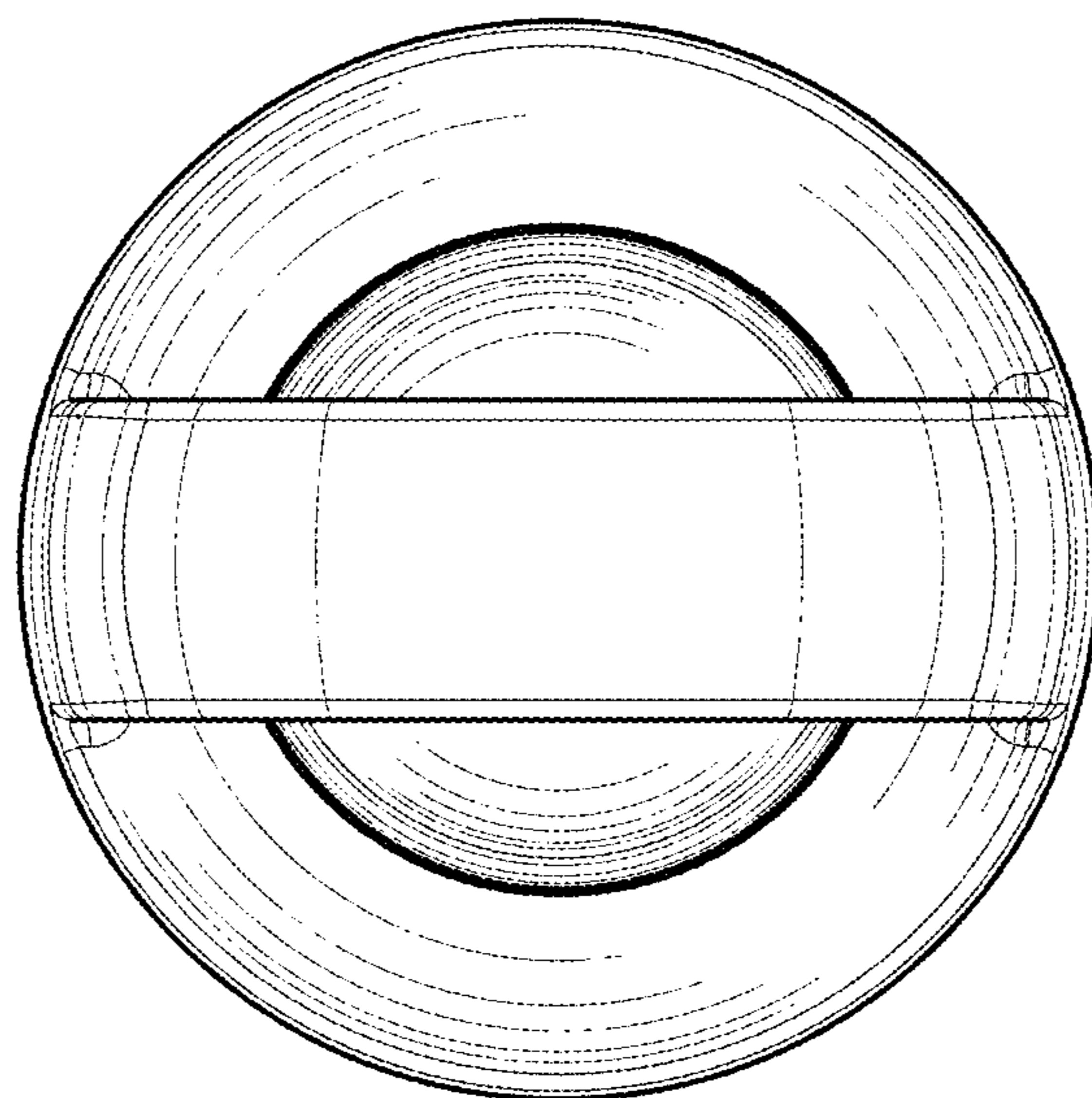
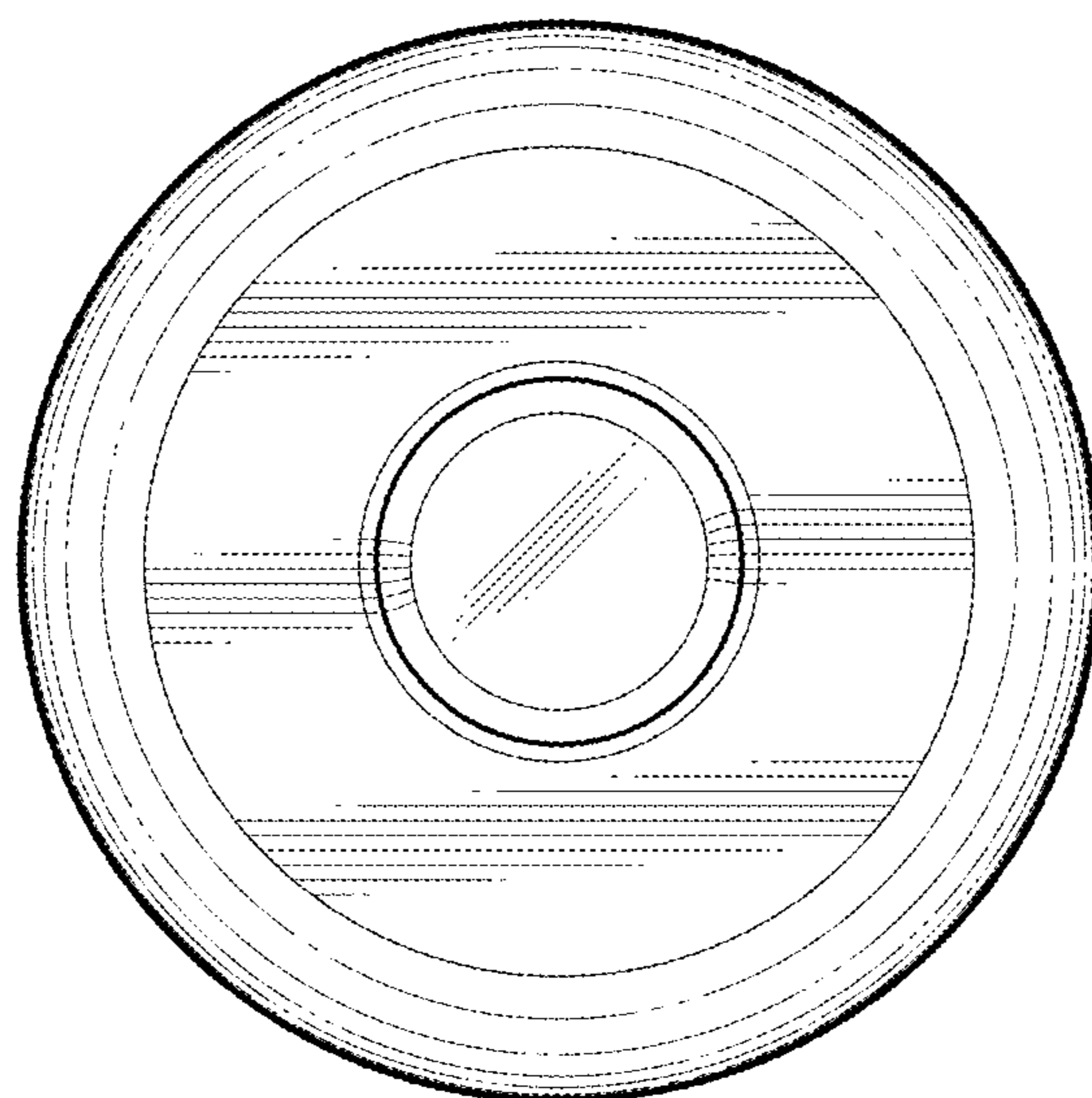


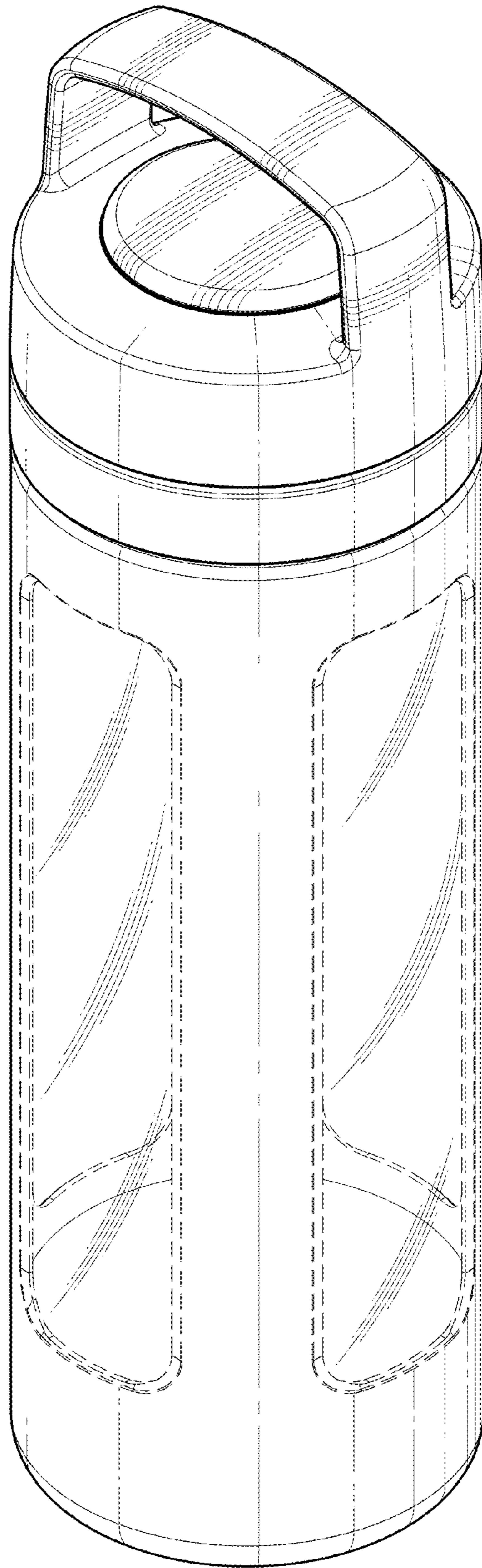
FIG. 4



**FIG. 5**

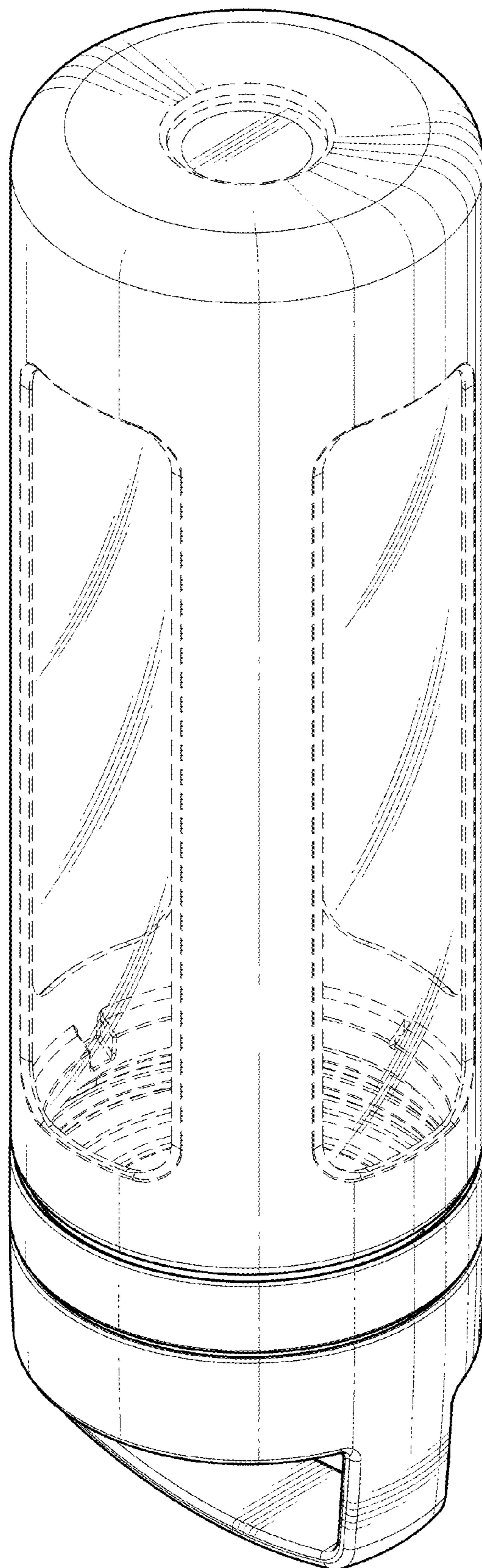


**FIG. 6**

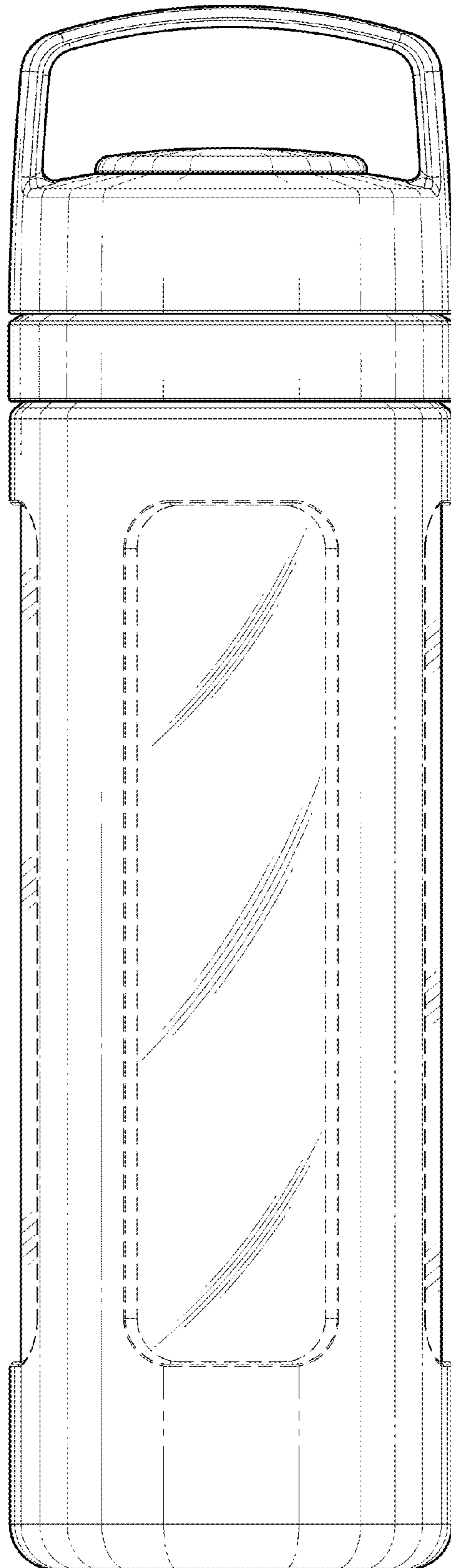


**FIG. 7**






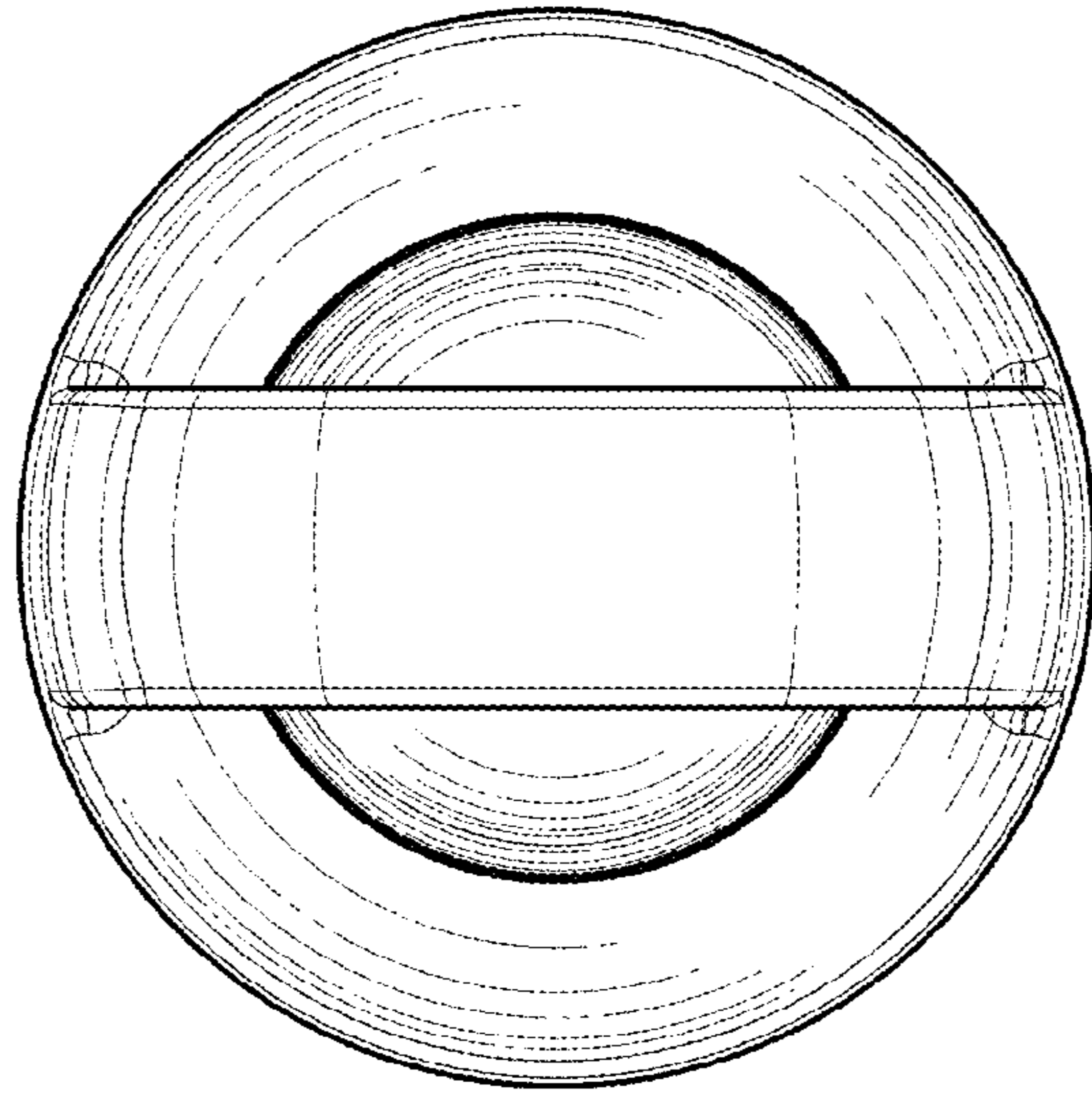
**FIG. 8**



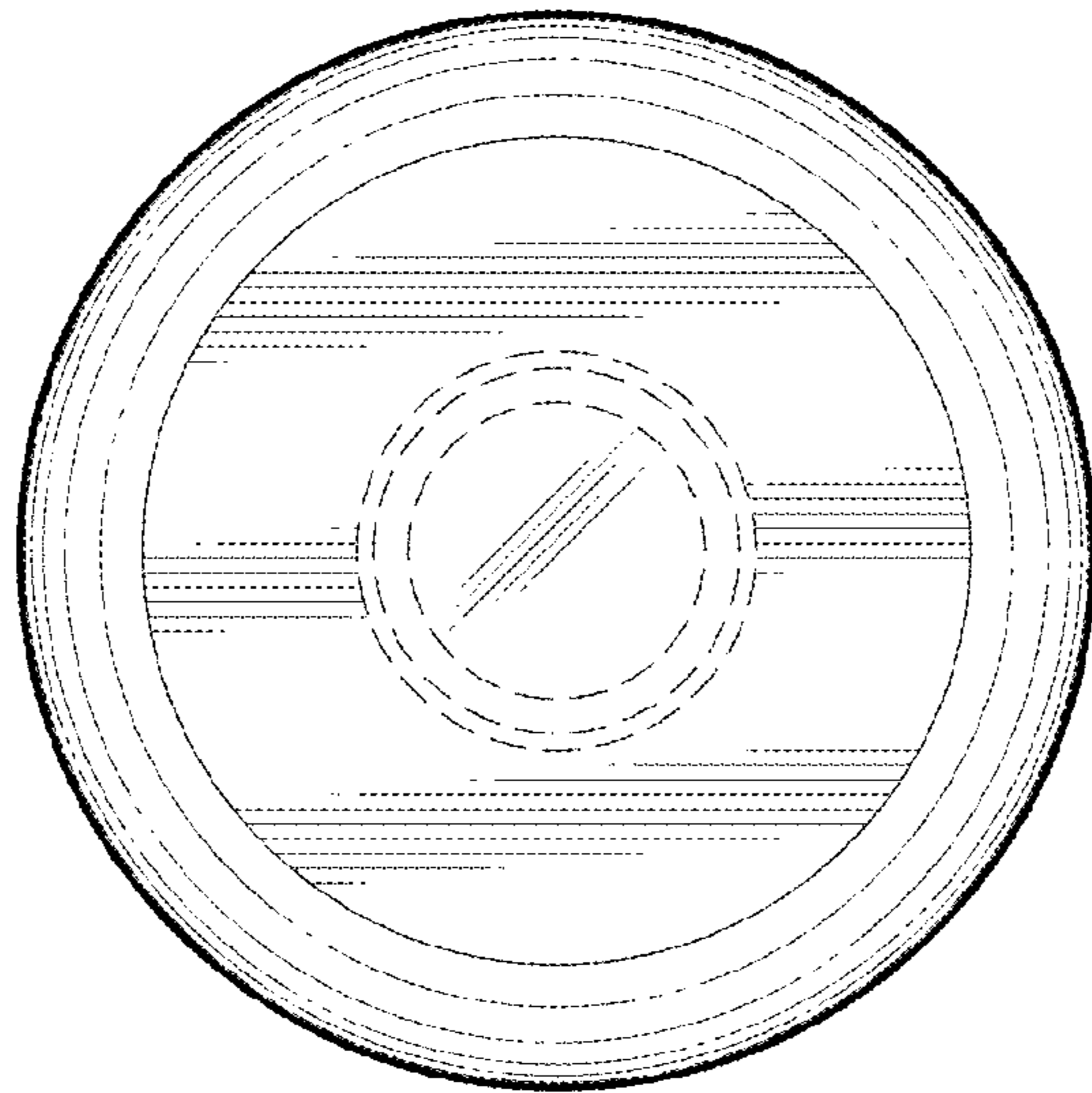
**FIG. 9**



**FIG. 10**



**FIG. 11**



**FIG. 12**

UNITED STATES PATENT AND TRADEMARK OFFICE  
**CERTIFICATE OF CORRECTION**

PATENT NO. : D762,418 S  
APPLICATION NO. : 29/514158  
DATED : August 2, 2016  
INVENTOR(S) : Sorensen et al.

Page 1 of 1

It is certified that error appears in the above-identified patent and that said Letters Patent is hereby corrected as shown below:

On the Title Page, in item (57), under "DESCRIPTION", in Column 2, Line 21, delete "drawing" and insert -- drawings --, therefor.

Signed and Sealed this  
Eighteenth Day of October, 2016



Michelle K. Lee  
*Director of the United States Patent and Trademark Office*