

US00D762415S

(12) **United States Design Patent**
Chung et al.

(10) **Patent No.:** **US D762,415 S**
(45) **Date of Patent:** **** Aug. 2, 2016**

- (54) **OVEN RANGE**
- (71) Applicant: **LG ELECTRONICS INC.**, Seoul (KR)
- (72) Inventors: **Jae Hun Chung**, Seoul (KR); **In Hwan Ryu**, Seoul (KR); **Sang Woo Kim**, Seoul (KR)
- (73) Assignee: **LG ELECTRONICS INC.**, Seoul (KR)
- (**) Term: **14 Years**
- (21) Appl. No.: **29/525,194**
- (22) Filed: **Apr. 28, 2015**

(30) **Foreign Application Priority Data**

Nov. 13, 2014 (KR) 30-2014-0054712

- (51) **LOC (10) Cl.** **07-02**
- (52) **U.S. Cl.**
USPC **D7/405**

(58) **Field of Classification Search**

USPC D7/402, 403-408, 351, 350.4,
D7/350.1-350.3, 323, 339-340, 346-349
CPC H05B 6/763; H05B 6/6414; H05B 6/6408;
Y02B 40/14; Y02B 40/143; Y02B 40/146;
F24C 15/02; F24C 1/00; F24C 14/00; F24C
3/00; F24C 5/00; F24C 7/00
See application file for complete search history.

(56) **References Cited**

U.S. PATENT DOCUMENTS

- 3,629,537 A * 12/1971 Haagensen H05B 6/763
219/741
- D330,144 S * 10/1992 Takebata D7/351

- D530,561 S * 10/2006 Kim D7/351
- D550,502 S * 9/2007 Jeon D7/350.1
- D622,537 S * 8/2010 Kim D7/340
- D646,113 S * 10/2011 Park D7/348
- D668,107 S * 10/2012 Borjesson D7/405
- D668,108 S * 10/2012 Borjesson D7/405
- D670,527 S * 11/2012 Kim D7/340
- D745,311 S * 12/2015 Funnell, II D7/349
- D748,424 S * 2/2016 Funnell, II D7/348
- D750,414 S * 3/2016 Funnell, II D7/348
- 2013/0319995 A1 * 12/2013 Bringe F24C 7/00
219/399

* cited by examiner

Primary Examiner — Sheryl Lane

Assistant Examiner — Nicole Shiflet

(74) *Attorney, Agent, or Firm* — Birch, Stewart, Kolasch & Birch, LLP

(57) **CLAIM**

We claim the ornamental design for an oven range, as shown and described.

DESCRIPTION

FIG. 1 is a perspective view of an oven range showing our new design;
FIG. 2 is a front elevation view thereof;
FIG. 3 is a rear elevation view thereof;
FIG. 4 is a left-side elevation view thereof;
FIG. 5 is a right-side elevation view thereof;
FIG. 6 is a top plan view thereof; and,
FIG. 7 is a bottom plan view thereof.
The broken lines in the drawing figures are included for the purpose of illustrating environment and form no part of the claimed design.

1 Claim, 5 Drawing Sheets

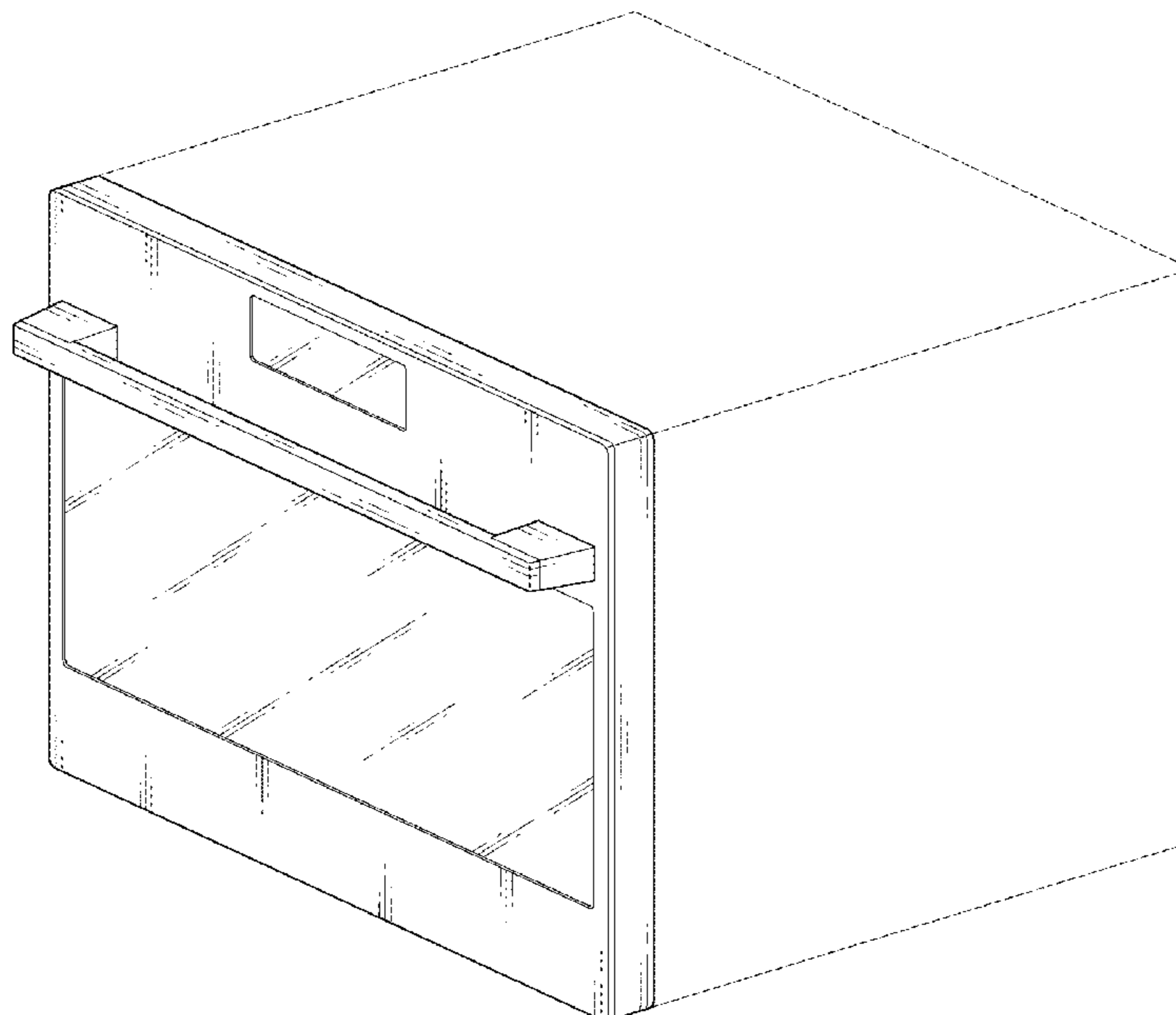


FIG. 1

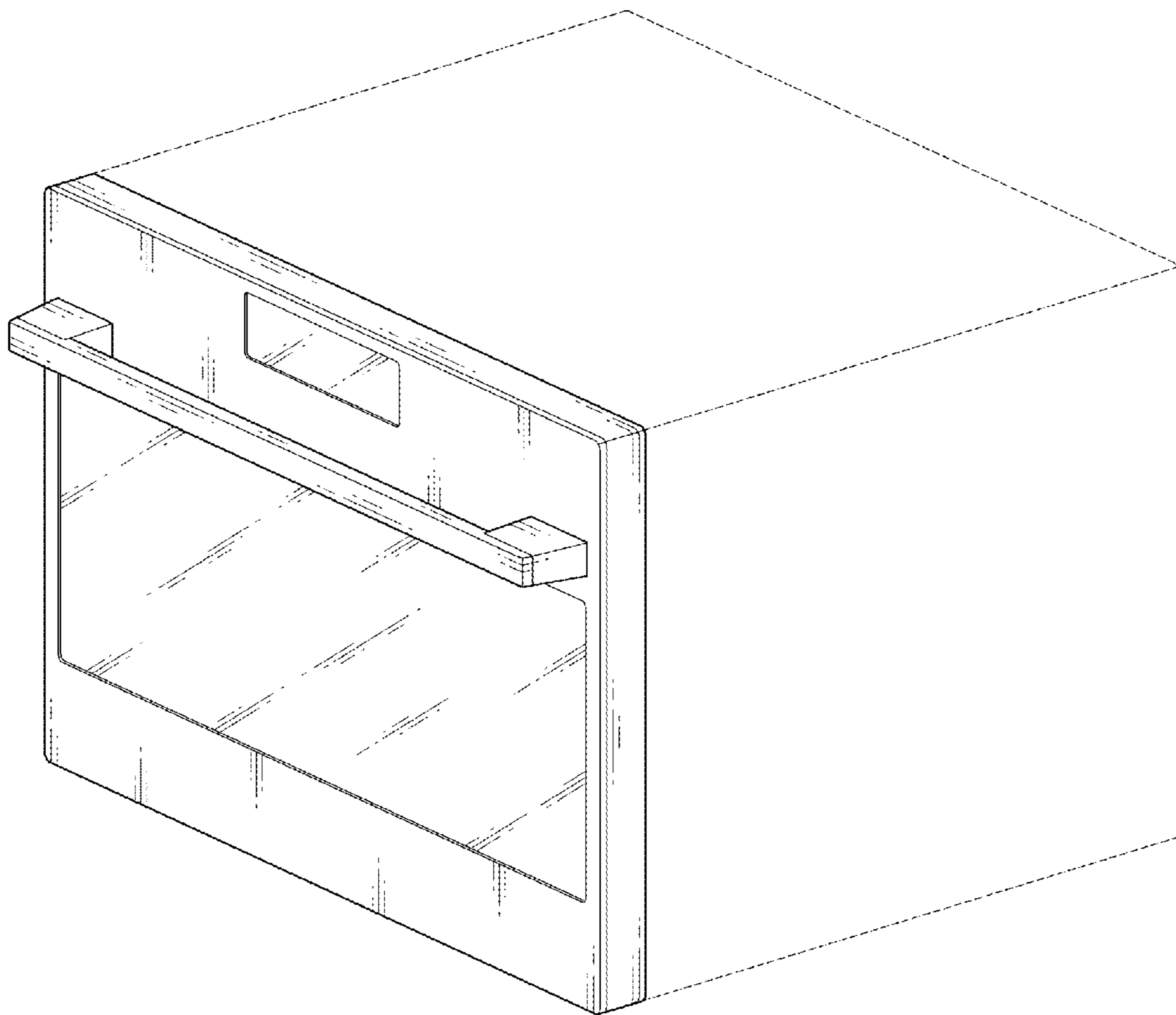


FIG. 2

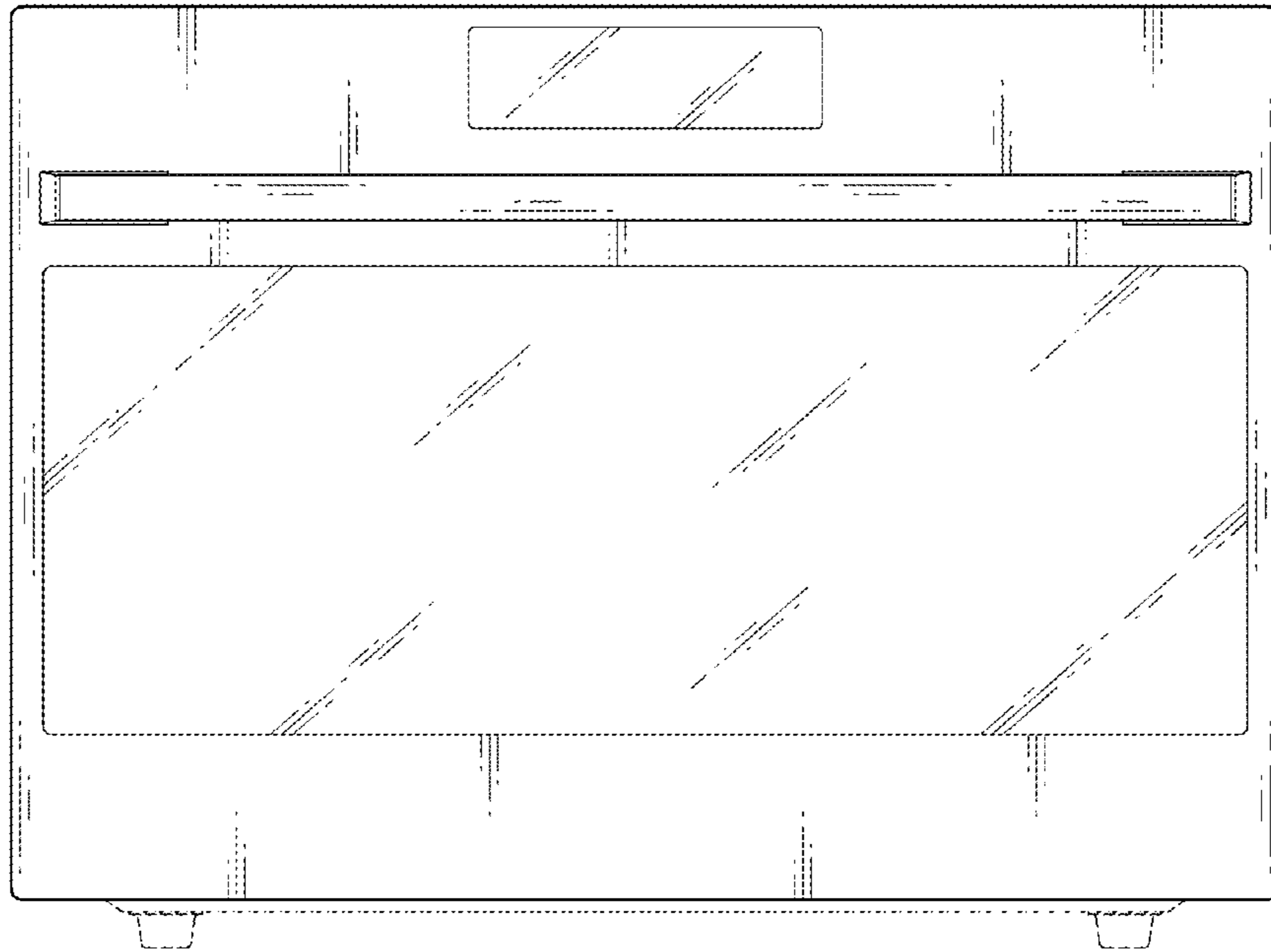


FIG. 3




FIG. 4

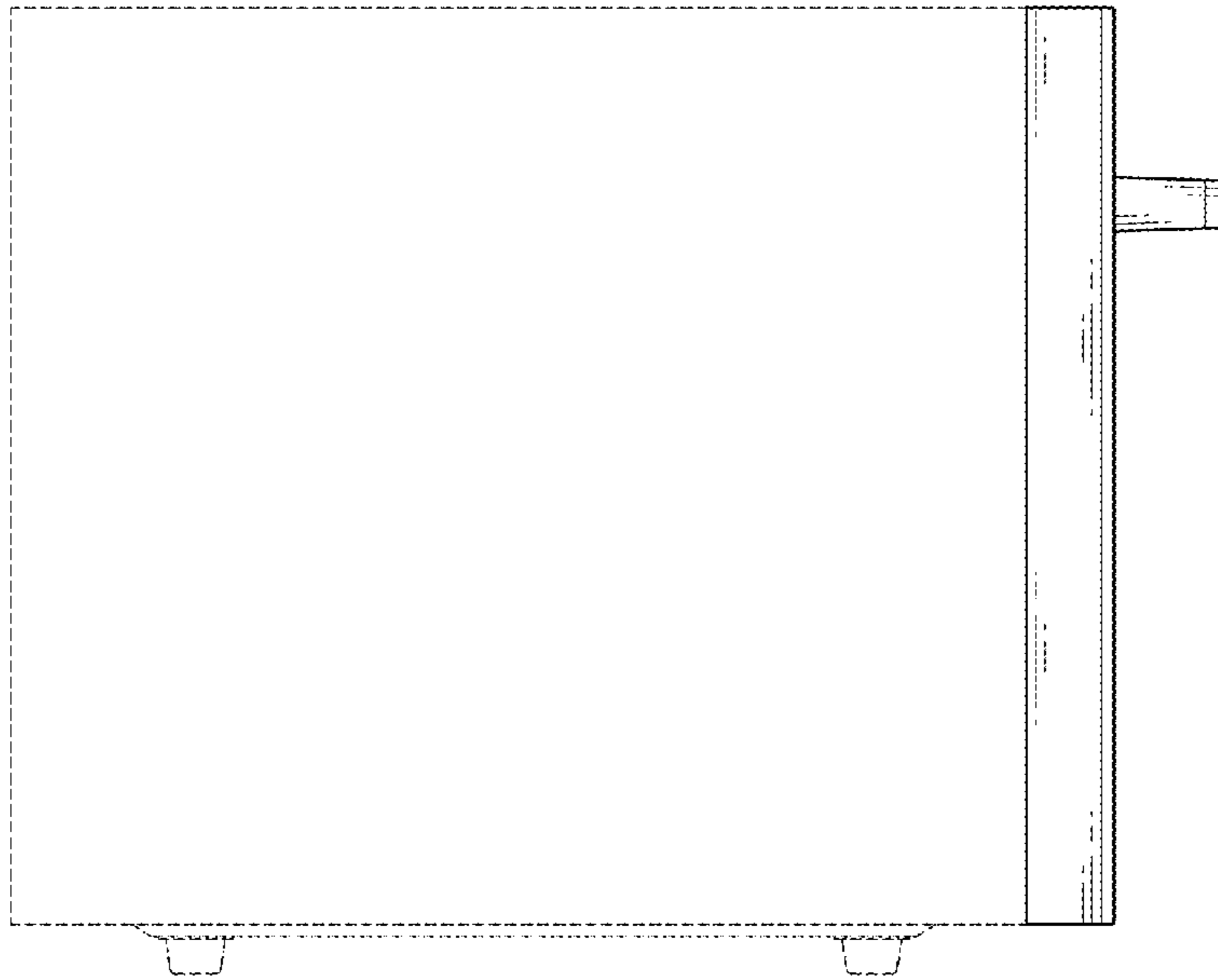


FIG. 5

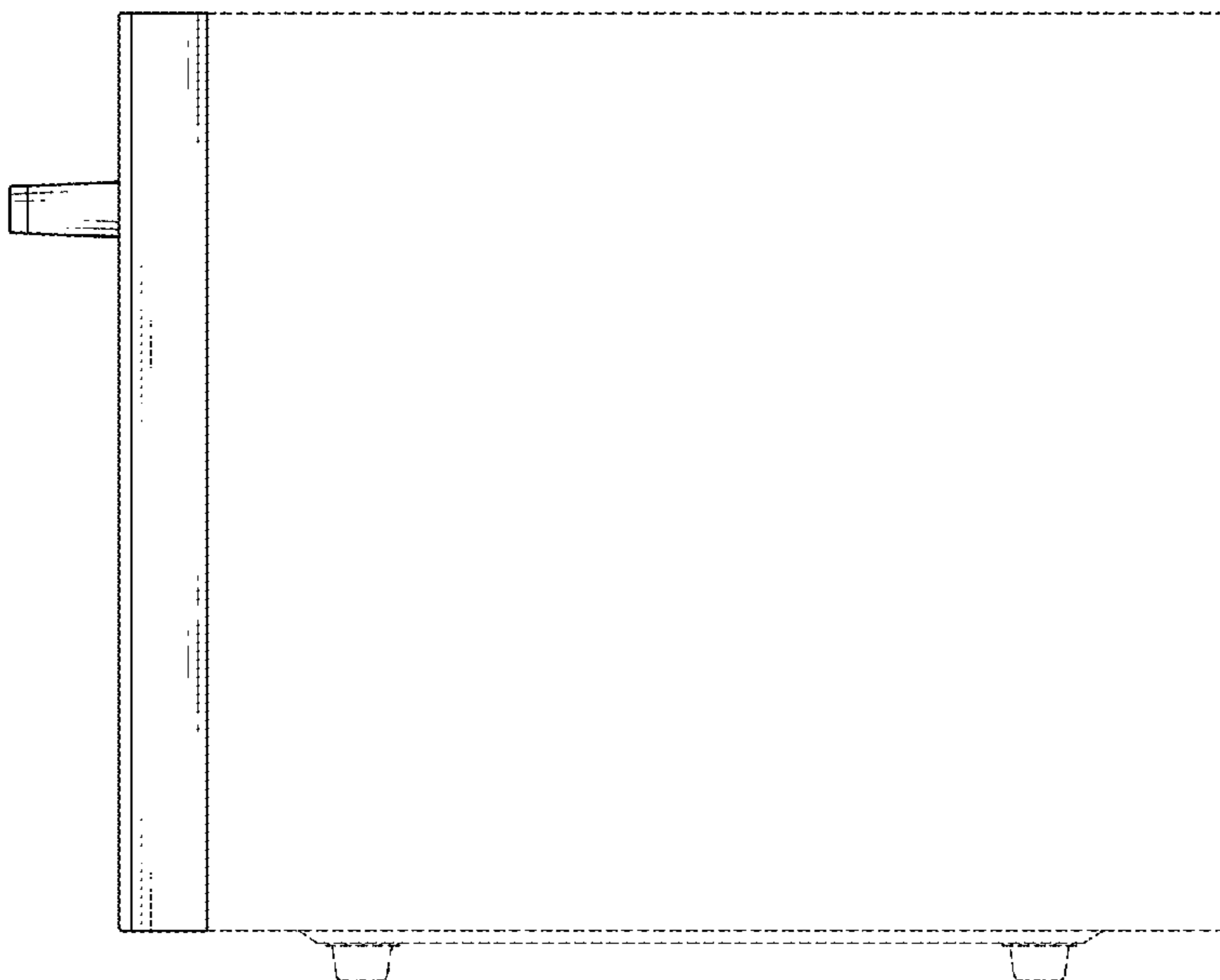


FIG. 6

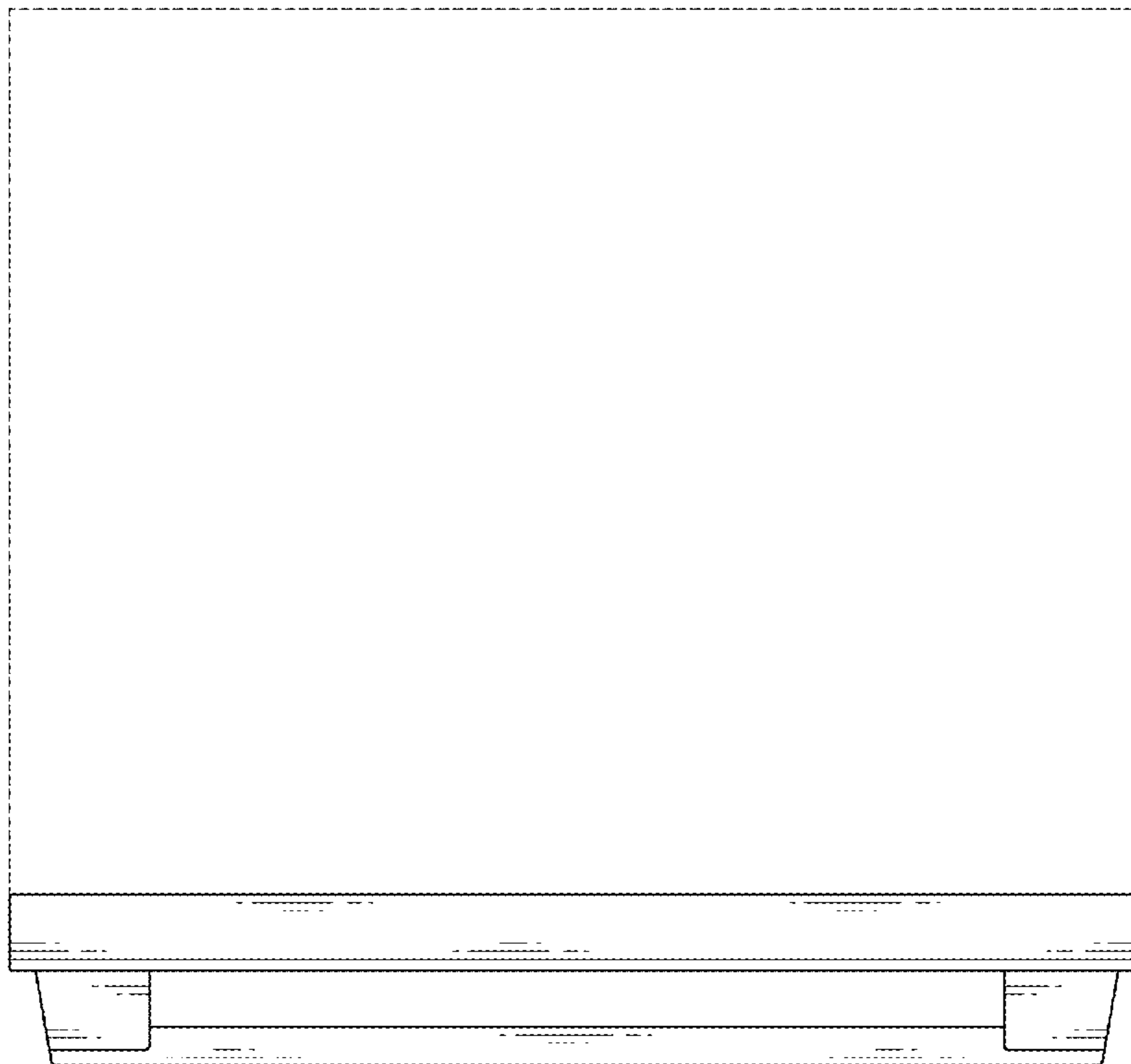


FIG. 7

