

US00D762399S

(12) **United States Design Patent**
Sorrick et al.

(10) **Patent No.:** **US D762,399 S**
(45) **Date of Patent:** **** Aug. 2, 2016**

- (54) **FOLDABLE PADDED MAT**
- (71) Applicant: **Dottris, LLC**, Raleigh, NC (US)
- (72) Inventors: **Dorothy Ann Sorrick**, Raleigh, NC (US); **Patricia H. Van Petten**, Valrico, FL (US)
- (**) Term: **14 Years**
- (21) Appl. No.: **29/501,948**
- (22) Filed: **Sep. 10, 2014**
- (51) **LOC (10) Cl.** **06-01**
- (52) **U.S. Cl.**
USPC **D6/582**
- (58) **Field of Classification Search**
USPC D2/860; D5/63; D6/582-592, 598, 603, D6/606, 612-614, 617-619, 707.1, 707.12, D6/707.16, 707.18, 707.22; D21/312, 334, D21/350, 361; D25/68, 69; D32/55, 56, 57; 273/127 B, 277
CPC A47G 11/00; A47G 23/06; A47G 23/08; A47G 23/12; A47G 27/02; A47G 27/025; A47G 27/0275; A47G 27/0281; A47G 27/0287; A47L 23/22; A47L 23/26; A63F 3/00028
See application file for complete search history.

- D685,211 S * 7/2013 Vega-Woller et al. D6/596
- 8,887,327 B2 * 11/2014 Davis, Jr. 5/81.1 HS
- D724,349 S * 3/2015 Jalbert et al. D6/582
- 2003/0192121 A1 * 10/2003 Fleming et al. 5/420
- 2005/0125894 A1 6/2005 Bandak
- 2008/0118671 A1 * 5/2008 Bienkiewicz 428/12

OTHER PUBLICATIONS

“Portable Changing Mat”. The Independent. Web. Accessed on Jun. 1, 2015. <<http://www.independent.co.uk/extras/indybest/house-garden/the-50-best-baby-essentials-8824636.html?action=gallery&ino=24>>.*

alibaba.com, Rainbow outdoor folding padded beach mat, available at: http://www.alibaba.com/product-detail/Rainbow-outdoor-folding-padded-beach-mat_1662074288.html (last visited Feb. 25, 2014).

Amazon, Padded Mat—Beach—Exercise—Yoga Mat, available at: http://www.amazon.com/Padded-Mat-Beach-Exercise-Yoga/dp/B005NKDM84/ref=sr_1_2?ie=UTF8&qid=1393358665&sr=6-2&keywords=padded+beach+mat (last visited Feb. 25, 2014).

Amazon, Picnic Time Beachcomber Portale Beach Mat, available at: http://www.amazon.com/Picnic-Time-Beachcomber-Portable-Tropez/dp/B001QIU0DC/ref=sr_1_1?ie=UTF8&qid=1393358443&sr=8-1&keywords=padded+beach+mat (last visited Feb. 25, 2014).

* cited by examiner

Primary Examiner — Karen S Acker
Assistant Examiner — Clare Ann Gannon
 (74) *Attorney, Agent, or Firm* — Olive & Olive, P.A.

(56) **References Cited**

U.S. PATENT DOCUMENTS

- 717,703 A * 1/1903 McCarty 5/722
- 2,547,840 A * 4/1951 Smith 5/722
- 3,823,058 A * 7/1974 Yamaguchi 428/85
- D274,493 S 7/1984 Dyby
- 5,086,529 A * 2/1992 DeGroot 5/710
- 5,110,219 A 5/1992 Lopes
- 5,265,292 A * 11/1993 Underell 5/419
- D348,792 S * 7/1994 DeGroot D6/604
- 5,394,575 A 3/1995 Wolter
- 5,491,851 A * 2/1996 Alonso 5/722
- 5,611,414 A * 3/1997 Walker 190/2
- D403,548 S * 1/1999 Kachmar D6/601
- 7,225,483 B1 6/2007 Remblad
- D660,068 S * 5/2012 Wang D6/582

(57) **CLAIM**

The ornamental design for a foldable padded mat, as shown and described.

DESCRIPTION

FIG. 1 is a perspective view of the foldable padded mat shown in a folded position.
 FIG. 2 is a top view of the foldable padded mat shown in a folded position.
 FIG. 3 is a front view of the foldable padded mat shown in a folded position.
 FIG. 4 is a back view of the foldable padded mat shown in a folded position.

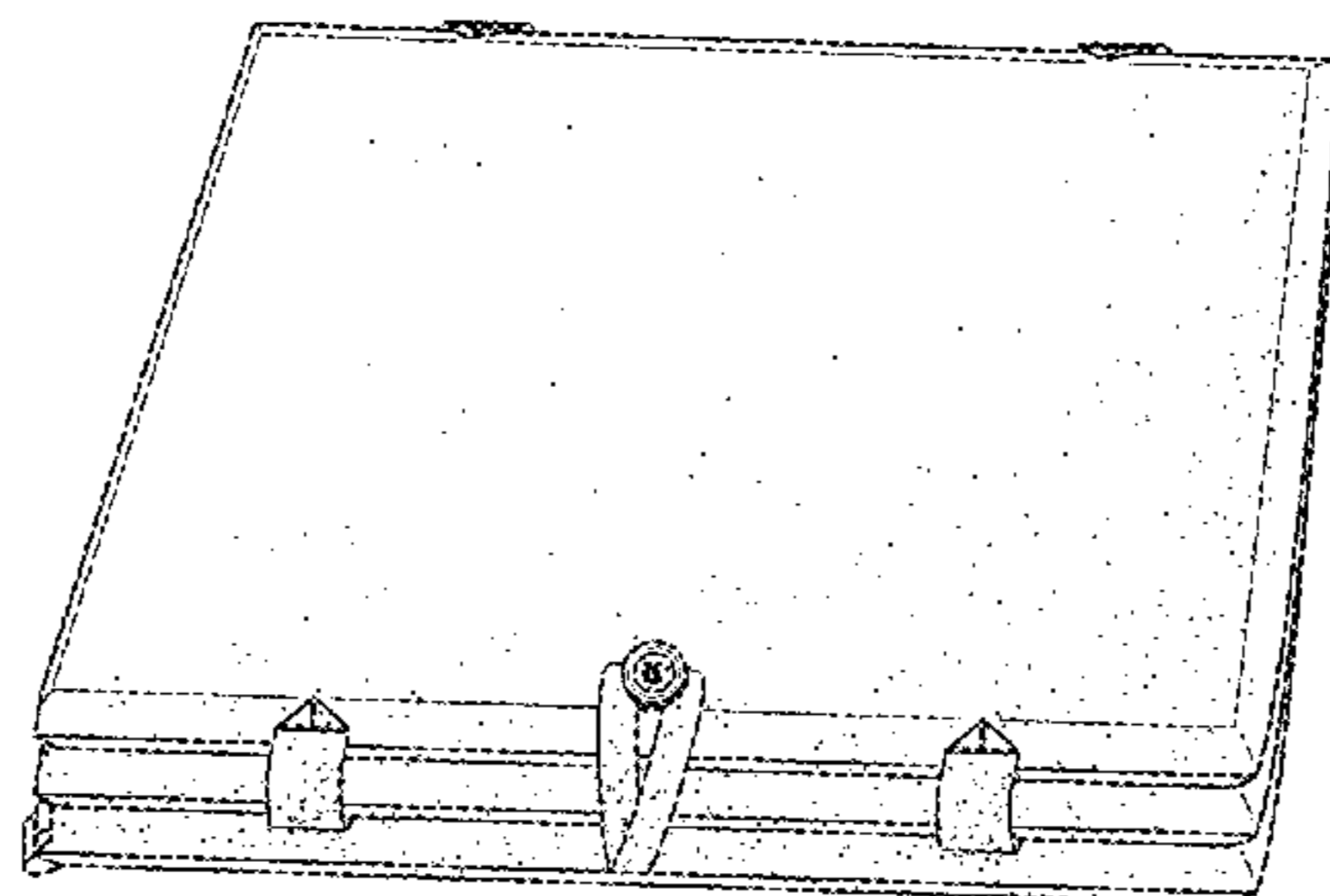


FIG. 5 is a left side view of the foldable padded mat shown in a folded position.

FIG. 6 is a right side view of the foldable padded mat shown in a folded position.

FIG. 7 is a bottom view of the foldable padded mat shown in a folded position.

FIG. 8 is a bottom view of the foldable padded mat shown in an unfolded position.

FIG. 9 is a top view of the foldable padded mat shown in an unfolded position.

FIG. 10 is a right side view of the foldable padded mat shown in an unfolded position.

FIG. 11 is a left side view of the foldable padded mat shown in an unfolded position.

FIG. 12 is a back side view of the foldable padded mat shown in an unfolded position.

FIG. 13 is a front side view of the foldable padded mat shown in an unfolded position.

FIG. 14 is a perspective view of a second embodiment of the foldable padded mat shown in a folded position.

FIG. 15 is a top view of a second embodiment of the foldable padded mat shown in a folded position.

FIG. 16 is a front view of a second embodiment of the foldable padded mat shown in a folded position.

FIG. 17 is a back view of a second embodiment of the foldable padded mat shown in a folded position.

FIG. 18 is a left side view of a second embodiment of the foldable padded mat shown in a folded position.

FIG. 19 is a right side view of a second embodiment of the foldable padded mat shown in a folded position.

FIG. 20 is a bottom view of a second embodiment of the foldable padded mat shown in a folded position.

FIG. 21 is a top view of a second embodiment of the foldable padded mat shown in an unfolded position.

FIG. 22 is a bottom view of a second embodiment of the foldable padded mat shown in an unfolded position.

FIG. 23 is a right side view of a second embodiment of the foldable padded mat shown in an unfolded position.

FIG. 24 is a left side view of a second embodiment of the foldable padded mat shown in an unfolded position.

FIG. 25 is a back side view of a second embodiment of the foldable padded mat shown in an unfolded position; and,

FIG. 26 is a front side view of a second embodiment of the foldable padded mat shown in an unfolded position.

The broken lines in the figures depict stitching.

1 Claim, 18 Drawing Sheets

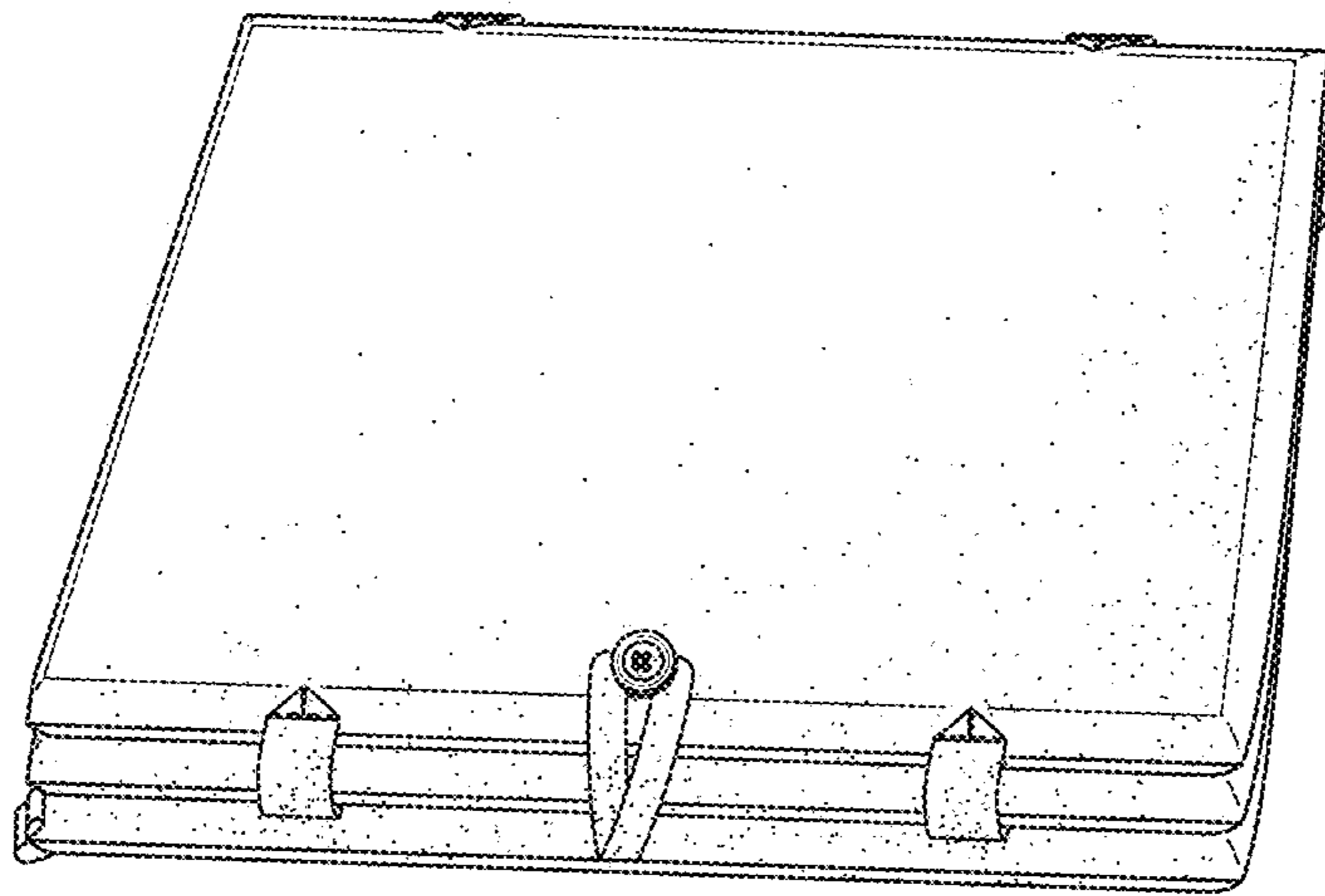


FIG. 1




FIG. 2



FIG. 3




FIG. 4




FIG. 5




FIG. 6

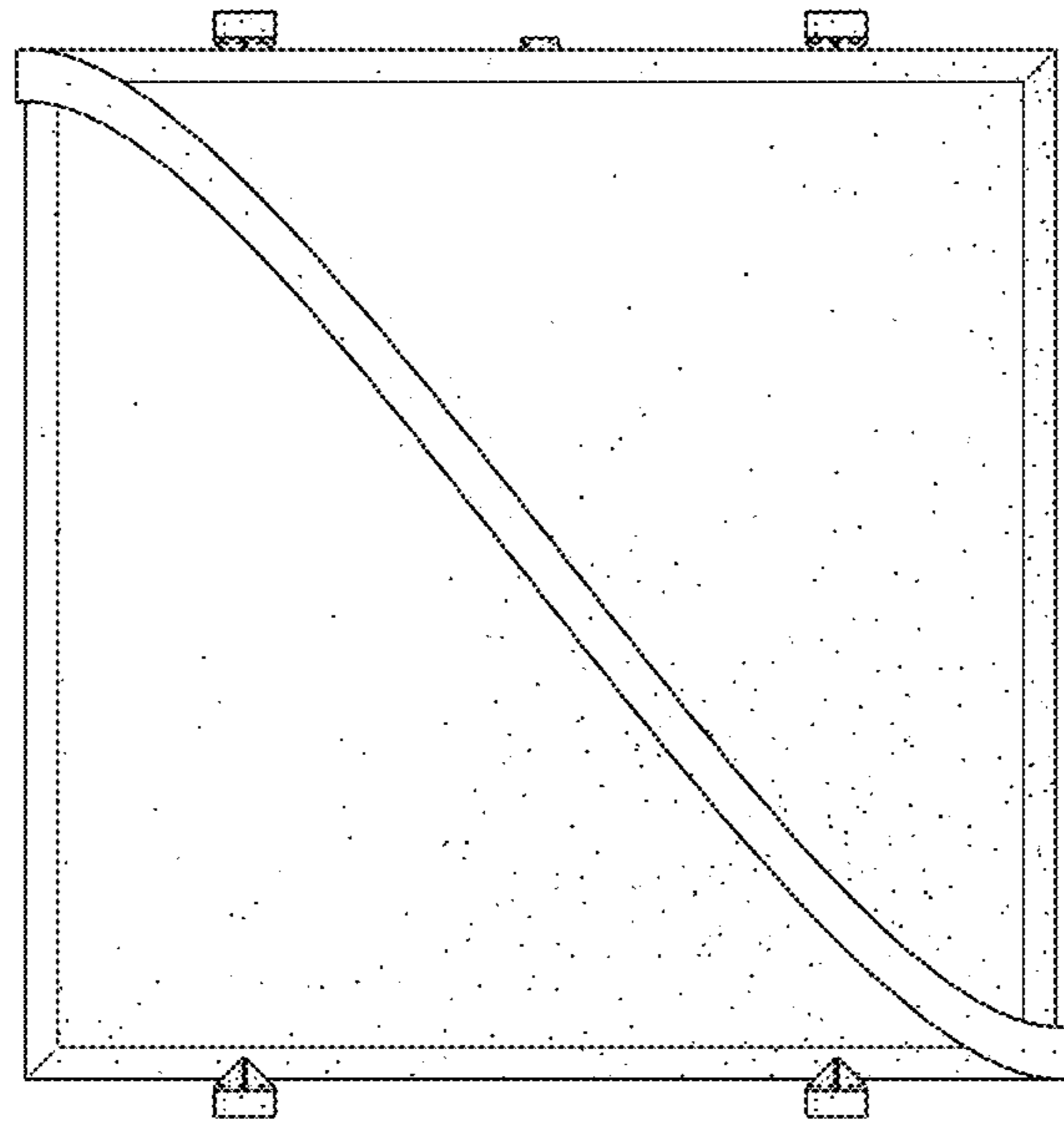


FIG. 7

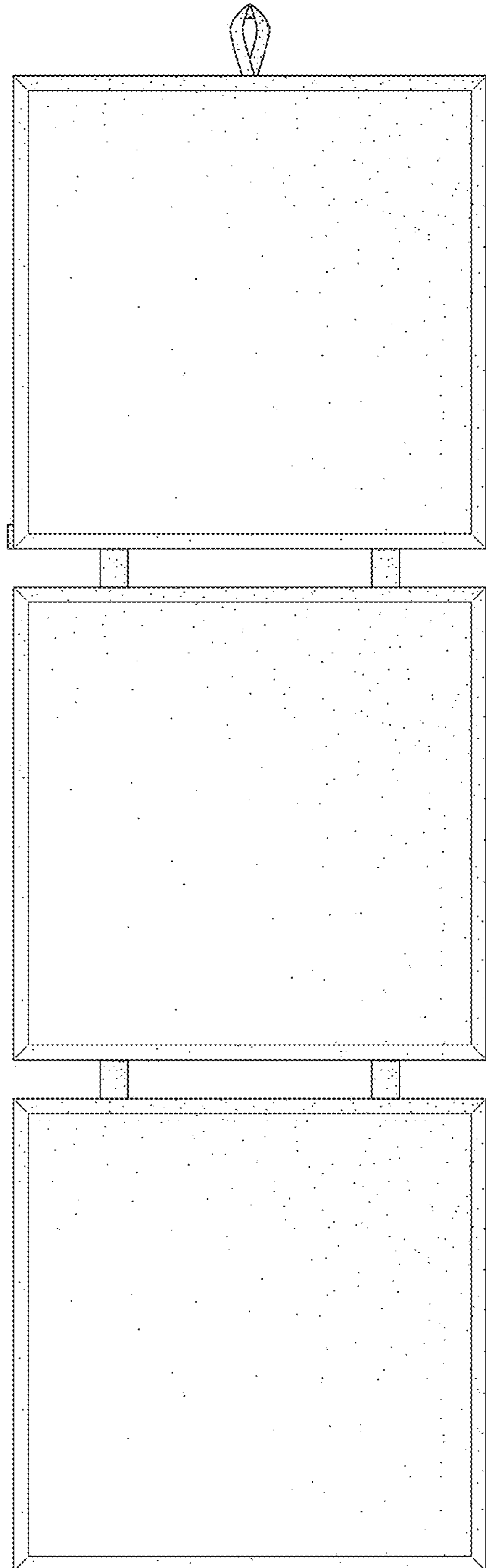


FIG. 8

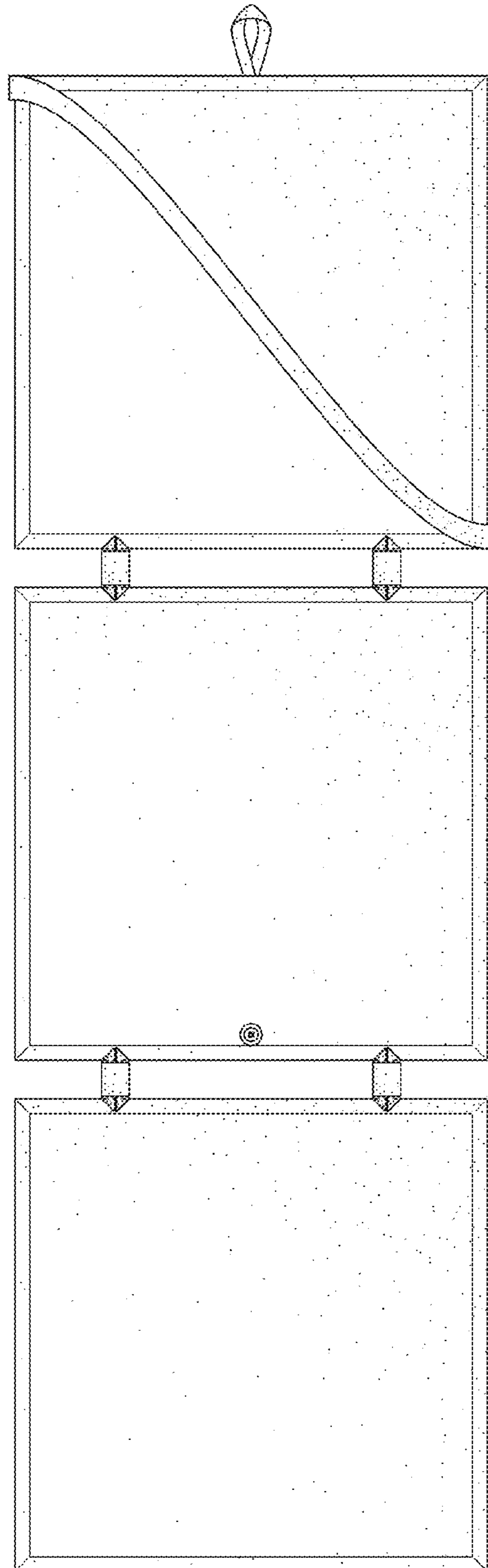


FIG. 9

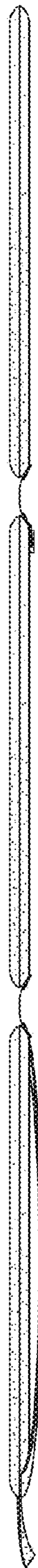


FIG. 10

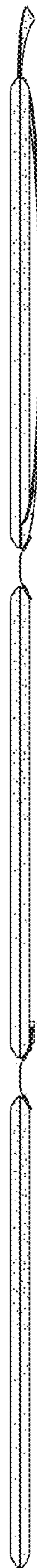


FIG. 11




FIG. 12



FIG. 13

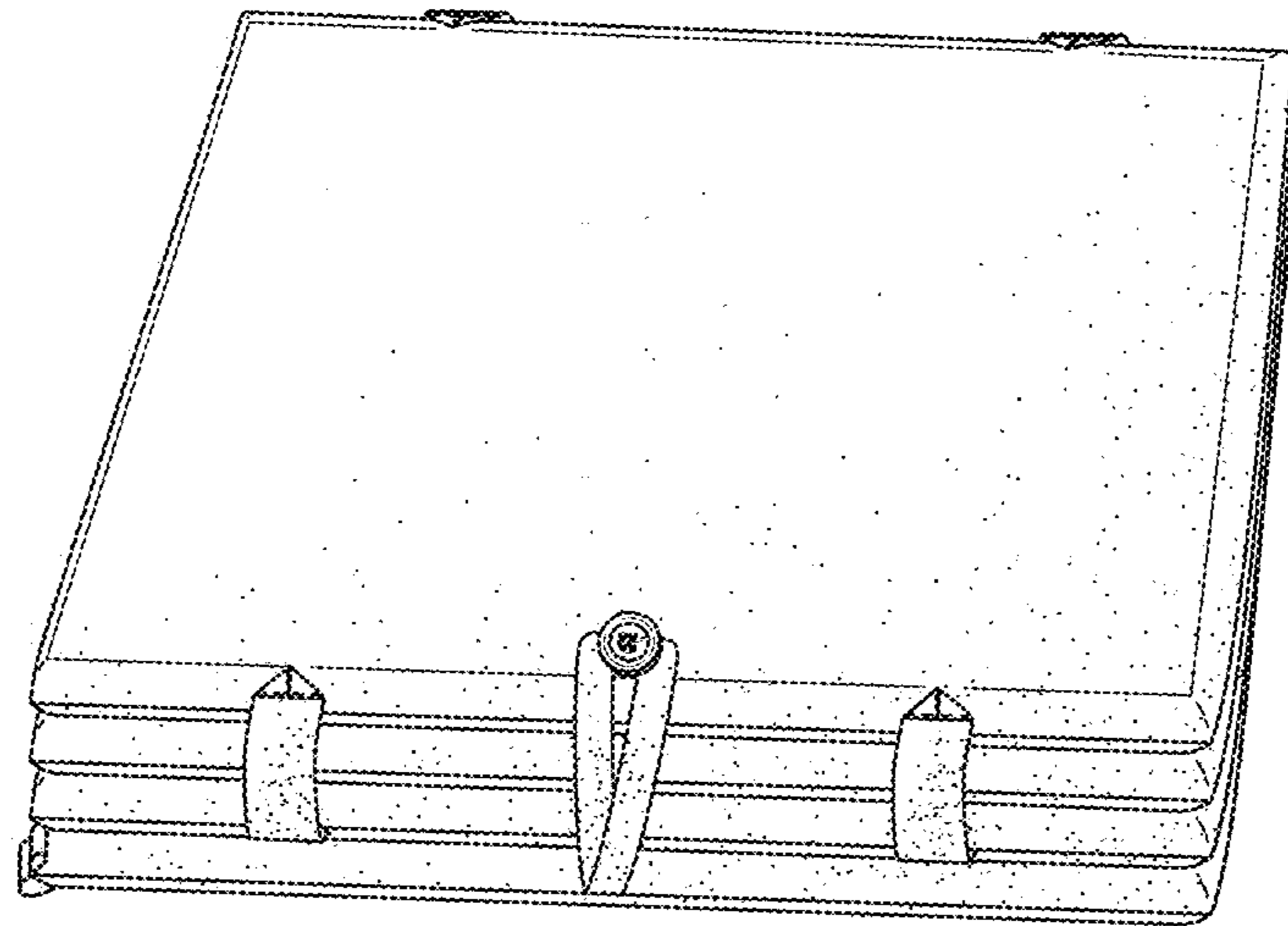


FIG. 14




FIG. 15

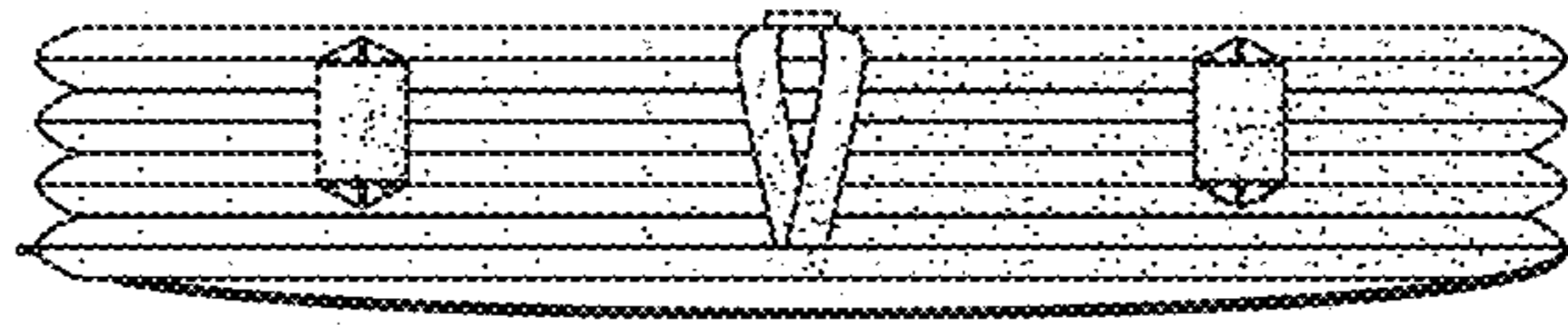


FIG. 16




FIG. 17




FIG. 18




FIG. 19

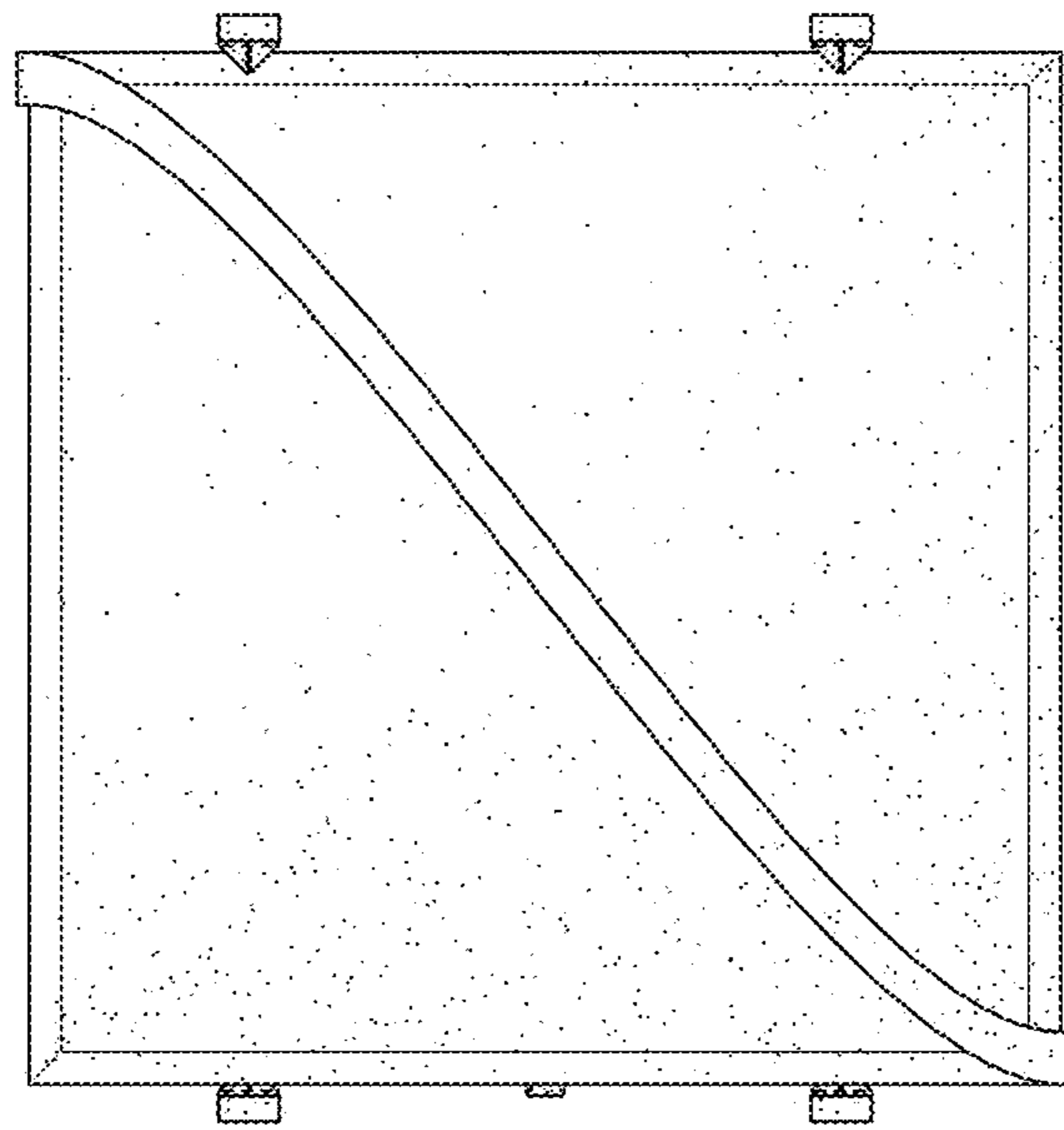


FIG. 20

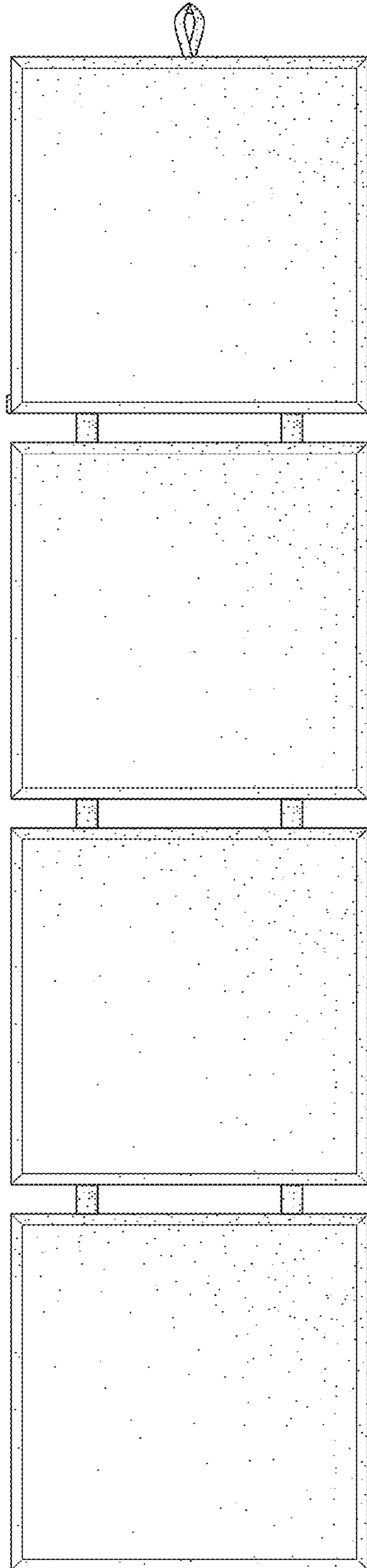


FIG. 21

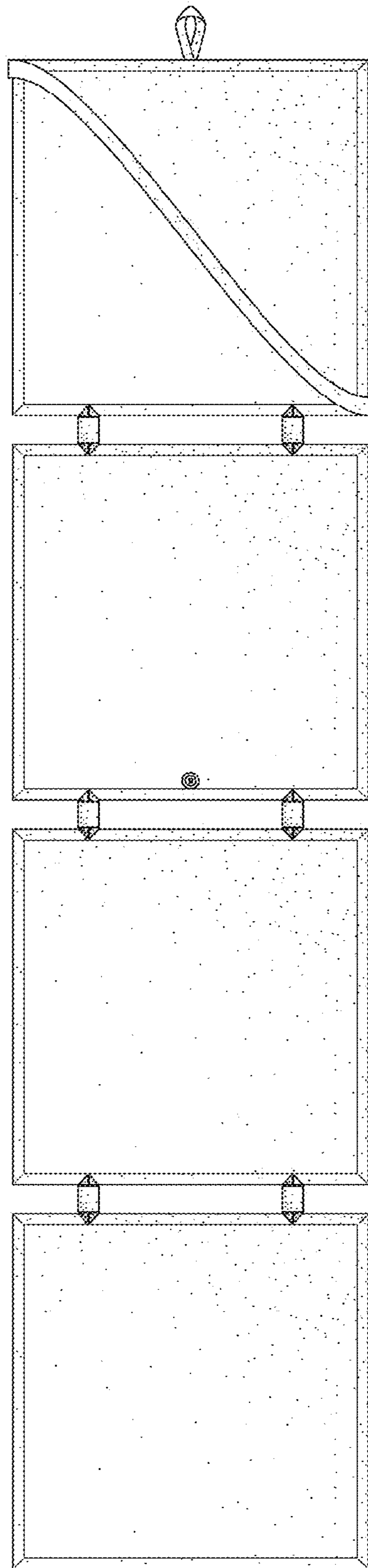


FIG. 22



FIG. 23



FIG. 24




FIG. 25



FIG. 26