



US00D762392S

(12) **United States Design Patent**  
**Chitayat et al.**

(10) **Patent No.:** **US D762,392 S**

(45) **Date of Patent:** **\*\* Aug. 2, 2016**

(54) **LAID BACK BRUSH**

(71) Applicant: **Genimex Jersey Ltd.**, Shanghai (CN)

(72) Inventors: **David Dennys Chitayat**, Shanghai (CN); **Heather Tomasetti Kauffman**, New York, NY (US); **Pieter Schouten**, Berkeley, CA (US)

(73) Assignee: **Genimex Jersey Ltd.**, Shanghai (CN)

(\*\*) Term: **14 Years**

(21) Appl. No.: **29/487,212**

(22) Filed: **Apr. 7, 2014**

**Related U.S. Application Data**

(63) Continuation-in-part of application No. 12/729,605, filed on Mar. 23, 2010, now abandoned.

(51) **LOC (10) Cl.** ..... **04-01**

(52) **U.S. Cl.**  
USPC ..... **D4/118**

(58) **Field of Classification Search**  
USPC ..... D4/114, 116, 118, 130–136, 138; 15/21.1, 143.1, 145, 159.1, 160, 15/186–188; 132/120, 142, 313; D8/80, D8/83, 94, 107, 300; D32/40, 42, 46, 49, D32/51, 52  
CPC ..... A45D 24/14; A45D 24/16; A46B 3/005; A46B 5/00; A46B 5/02; A46B 5/021; A46B 9/02; A46B 9/021; A46B 9/023; A46B 13/001; A46B 13/008; A46B 15/0055; A46B 15/0081; A46B 15/0087; A46B 17/02; A46B 2200/30; A46B 2200/104; A46B 2200/106; A46B 2200/202; A46B 2200/205; A46B 2200/207; A46B 2200/304; A46B 2200/1006; A46B 2200/1046; A46B 2200/1053; A46B 2200/3006; A46B 2200/3033; A46B 2200/3093; B08B 1/24; B08B 1/002

See application file for complete search history.

(56) **References Cited**

U.S. PATENT DOCUMENTS

979,377 A	12/1910	Campbell	
2,601,689 A	6/1950	Mallard	
2,742,660 A	1/1953	Esley	
2,810,150 A	1/1953	Ellman	
2,860,359 A	8/1955	James	
3,775,017 A	11/1973	Jerry	
3,847,151 A	11/1974	D'Alessandro et al.	
4,934,855 A	6/1990	Recchelbacher	
5,337,764 A	8/1994	McKay	
5,440,808 A	8/1995	Wexler	
D381,771 S	7/1997	Chern	
D414,005 S *	9/1999	Lehnertz	..... D32/45

(Continued)

*Primary Examiner* — Keli L Hill

(74) *Attorney, Agent, or Firm* — Finch & Maloney PLLC

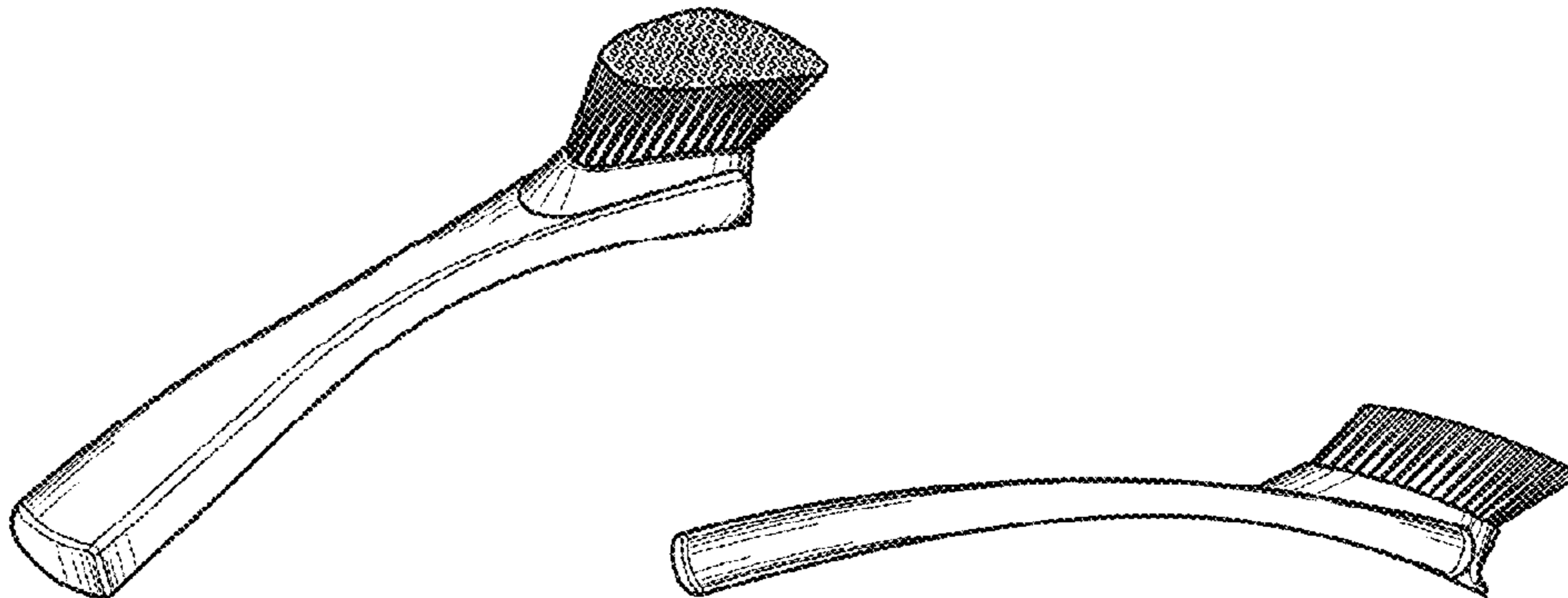
(57) **CLAIM**

The ornamental design for a laid back brush, as shown and described.

**DESCRIPTION**

FIG. 1 is a perspective view of the first embodiment of the laid back brush;  
FIG. 2 is a right-hand view thereof, the left-hand elevation view being a mirror image thereof;  
FIG. 3 is a bottom view thereof;  
FIG. 4 is a top view thereof;  
FIG. 5 is a front view thereof; and  
FIG. 6 is back view thereof; and  
FIG. 7 is a perspective view of the second embodiment of the laid back brush;  
FIG. 8 is a right-hand view thereof, the left-hand elevation view being a mirror image thereof;  
FIG. 9 is a bottom view thereof;  
FIG. 10 is a top view thereof;  
FIG. 11 is a front view thereof; and,  
FIG. 12 is back view thereof.

**1 Claim, 2 Drawing Sheets**



(56)

References Cited

U.S. PATENT DOCUMENTS

D415,007	S *	10/1999	Jimenez .....	D8/107	7,934,512	B2	5/2011	Spagnuolo	
5,961,235	A	10/1999	Kennedy		8,087,843	B2	1/2012	Ottaviani et al.	
6,042,286	A	3/2000	Pazienza		8,172,106	B2	5/2012	Clamp et al.	
6,244,776	B1	6/2001	Wiley		D685,549	S	7/2013	Wong	
6,334,449	B1	1/2002	Burrowes et al.		D734,908	S *	7/2015	Chitayat .....	D32/40
6,533,484	B1	3/2003	Osei et al.		D737,531	S *	8/2015	Chitayat .....	D32/40
6,629,799	B2	10/2003	Flores, Jr.		2002/0076255	A1	6/2002	Hoang et al.	
6,672,784	B2	1/2004	Baumann et al.		2005/0257800	A1	11/2005	Inoue	
7,059,333	B2	6/2006	Duqueroie		2005/0273959	A1	12/2005	Dillon	
D602,697	S *	10/2009	Chitayat .....	D4/130	2006/0021628	A1	2/2006	Mu et al.	
7,614,811	B2	11/2009	Kaufman et al.		2006/0032010	A1	2/2006	Francois	
D606,269	S	12/2009	Treeby et al.		2007/0124880	A1	6/2007	Petner et al.	
D622,017	S	8/2010	Murphy, Jr.		2007/0180637	A1	8/2007	McKay	
7,814,917	B2	10/2010	Hurwitz		2008/0209650	A1	9/2008	Brewer et al.	
D628,806	S *	12/2010	van der Lande .....	D4/104	2009/0038092	A1	2/2009	Kennedy et al.	
					2009/0260172	A1	10/2009	Weiss	
					2009/0263174	A1	10/2009	Groh et al.	

\* cited by examiner

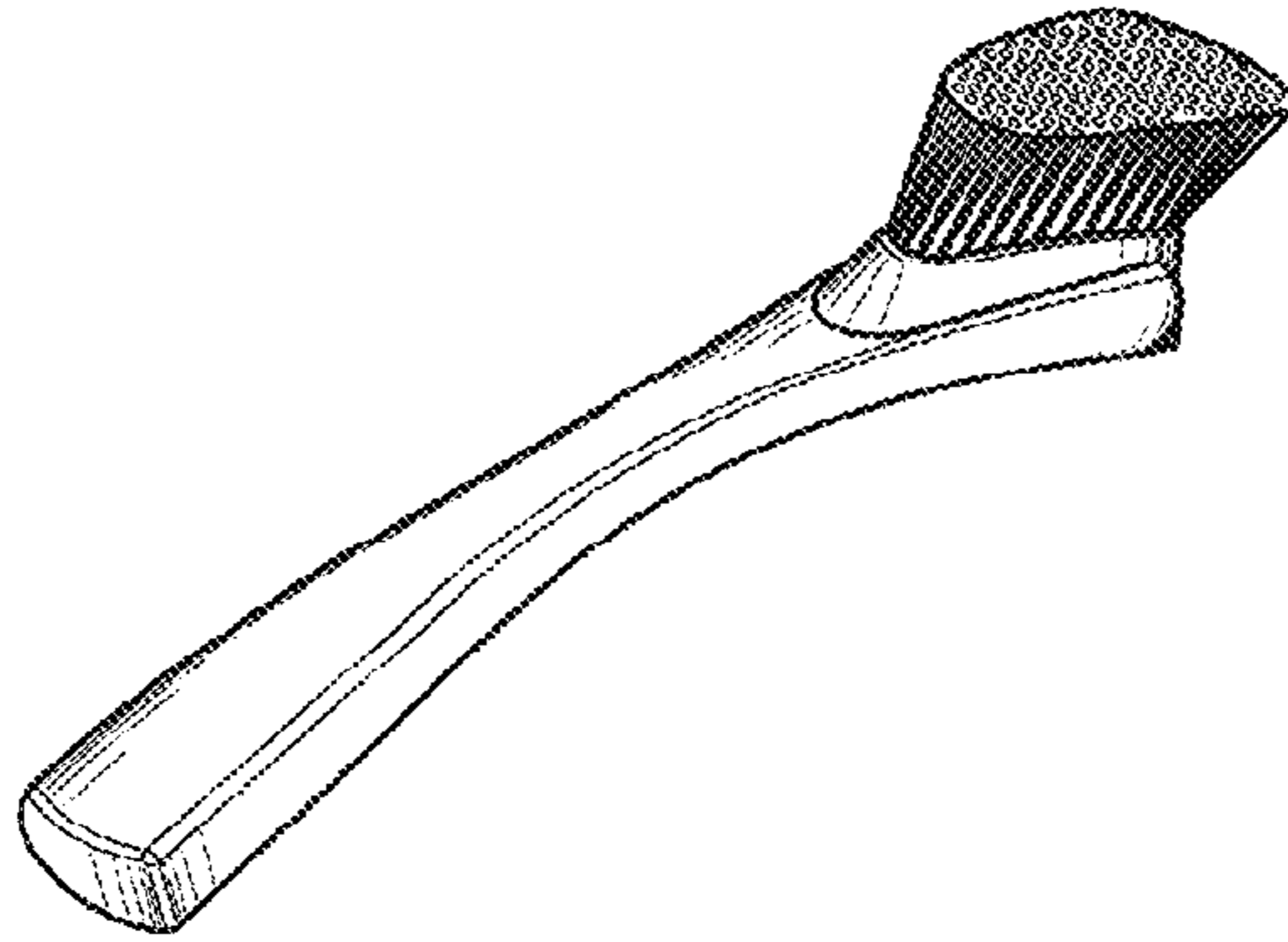


FIG. 1



FIG. 2




FIG. 3



FIG. 4

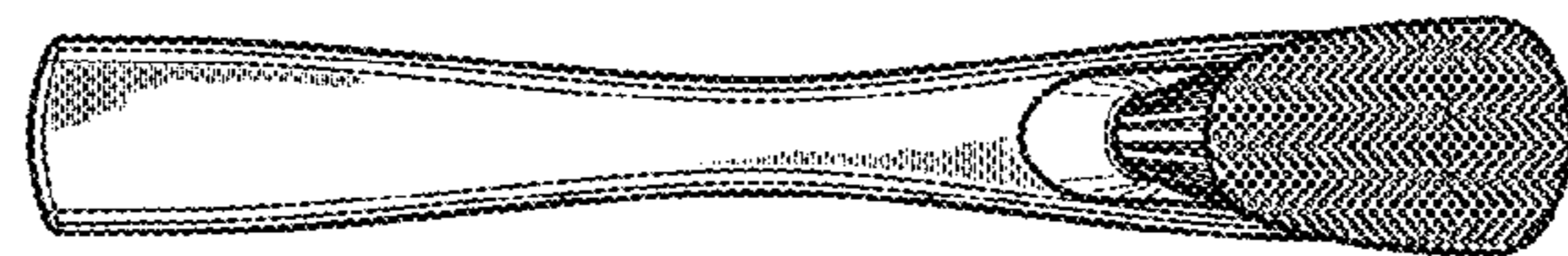


FIG. 5

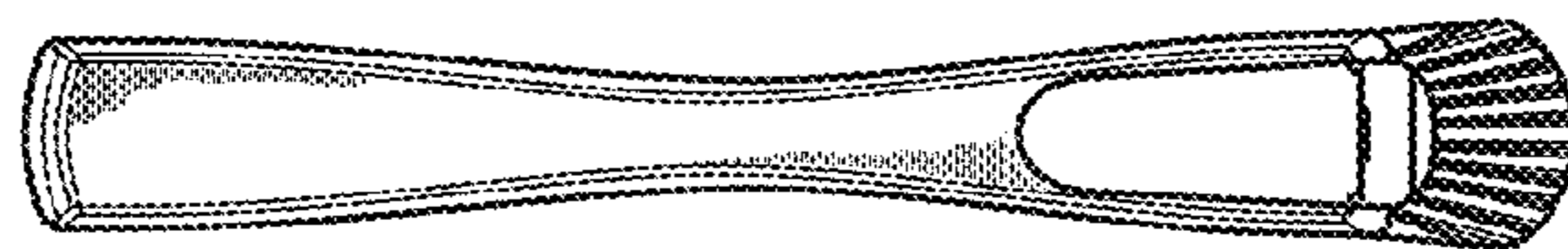


FIG. 6

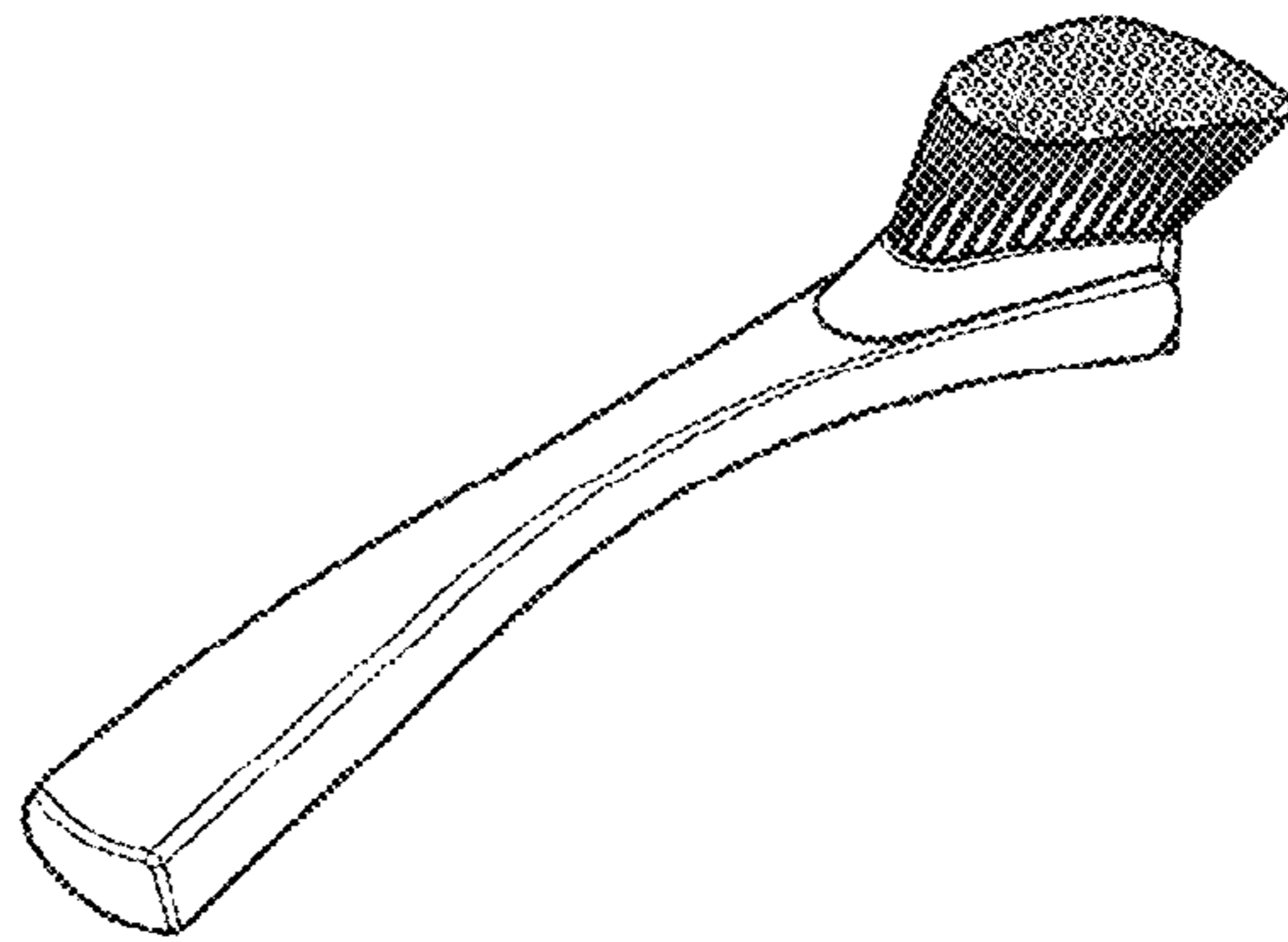


FIG. 7




FIG. 8




FIG. 9



FIG. 10




FIG. 11

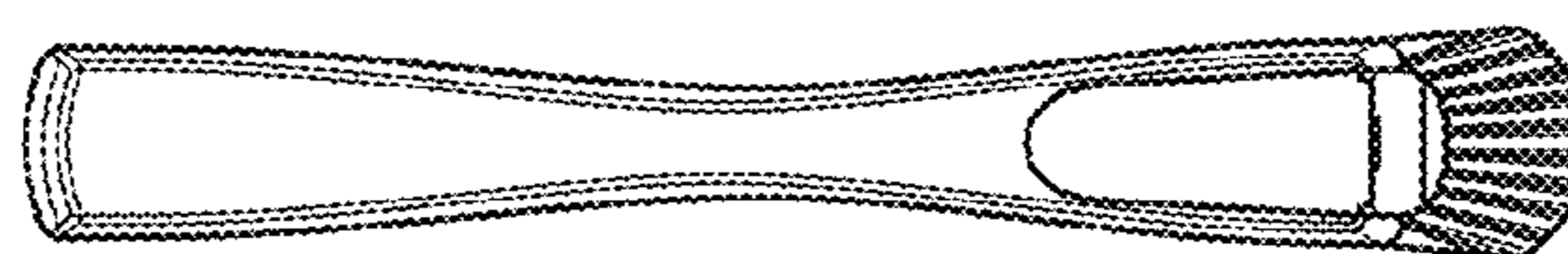


FIG. 12