

US00D762380S

(12) **United States Design Patent**
Amstein

(10) **Patent No.:** **US D762,380 S**

(45) **Date of Patent:** **** Aug. 2, 2016**

(54) **HANDBAG**

(71) Applicant: **LOEWE SA**, Madrid (ES)

(72) Inventor: **Laura Amstein**, London (GB)

(73) Assignee: **LOEWE SA**, Madrid (ES)

(**) Term: **14 Years**

(21) Appl. No.: **29/521,294**

(22) Filed: **Mar. 23, 2015**

(30) **Foreign Application Priority Data**

Sep. 24, 2014 (EM) 002544429-0001

(51) **LOC (10) Cl.** **03-01**

(52) **U.S. Cl.**
USPC **D3/241**

(58) **Field of Classification Search**
USPC D3/201, 202, 205, 207, 226, 230–234,
D3/239–249, 252, 254, 258, 271.1, 273,
D3/274, 276, 283, 289, 301, 303
CPC A45C 1/024; A45C 3/08; A45C 3/06;
A45C 1/06; A45C 1/08; A45C 3/04; A45C
3/10; A45C 3/12

See application file for complete search history.

(56) **References Cited**

U.S. PATENT DOCUMENTS

D137,969 S *	5/1944	Phelps	D3/244
D175,166 S *	7/1955	Hagewood	D3/246
D433,567 S *	11/2000	Howard	D3/244
D572,004 S *	7/2008	Orietti Carella	D3/232
D572,005 S *	7/2008	Castiglioni	D3/246
D588,805 S *	3/2009	Gerbi	D3/245
D604,505 S *	11/2009	Gerbi	D3/244
D624,751 S *	10/2010	McLeod	D3/244
7,814,948 B2 *	10/2010	Amante	A45C 3/06 150/106
D627,557 S *	11/2010	Gerbi	D3/232
D634,119 S *	3/2011	Guyon	D3/243
D641,976 S *	7/2011	Gonzalez	D3/232

D643,622 S *	8/2011	Gerbi	D3/243
D644,431 S *	9/2011	Gonzalez	D3/244
D644,836 S *	9/2011	Flageul	D3/243
D647,305 S *	10/2011	Hermanson	D3/318
D647,696 S *	11/2011	Hock	D3/232
D650,580 S *	12/2011	Borghi	D3/245
D650,988 S *	12/2011	Borghi	D3/245
D651,401 S *	1/2012	Borghi	D3/245
D651,402 S *	1/2012	Borghi	D3/245
D672,552 S *	12/2012	Gavrieli	D3/244
D682,547 S *	5/2013	Della Valle	D3/245
D691,797 S *	10/2013	Little	D3/232
D722,229 S *	2/2015	Quintanilla	D3/232
D731,175 S *	6/2015	Moreau	D3/232
9,254,032 B2 *	2/2016	Moreau	A45F 5/00

* cited by examiner

Primary Examiner — Susan Bennett Hattan

Assistant Examiner — Jennifer Wright

(74) *Attorney, Agent, or Firm* — Finnegan, Henderson, Farabow, Garrett & Dunner LLP

(57) **CLAIM**

The ornamental design for a handbag, as shown and described.

DESCRIPTION

FIG. 1 is a rear left perspective view of a handbag showing my new design, where the shoulder strap is draped around the rear face to connecting points on the left and right sides of the handbag;

FIG. 2 is a rear elevation view of the handbag in an alternate configuration, where the shoulder strap is draped around the front face to connecting points on the left and right sides of the handbag;

FIG. 3 is a front elevation view thereof;

FIG. 4 is a left side view thereof;

FIG. 5 is a right side view of the configuration shown in FIG. 1;

FIG. 6 is a bottom view of the configuration shown in FIG. 2; and,

FIG. 7 is a top plan view thereof.

1 Claim, 7 Drawing Sheets

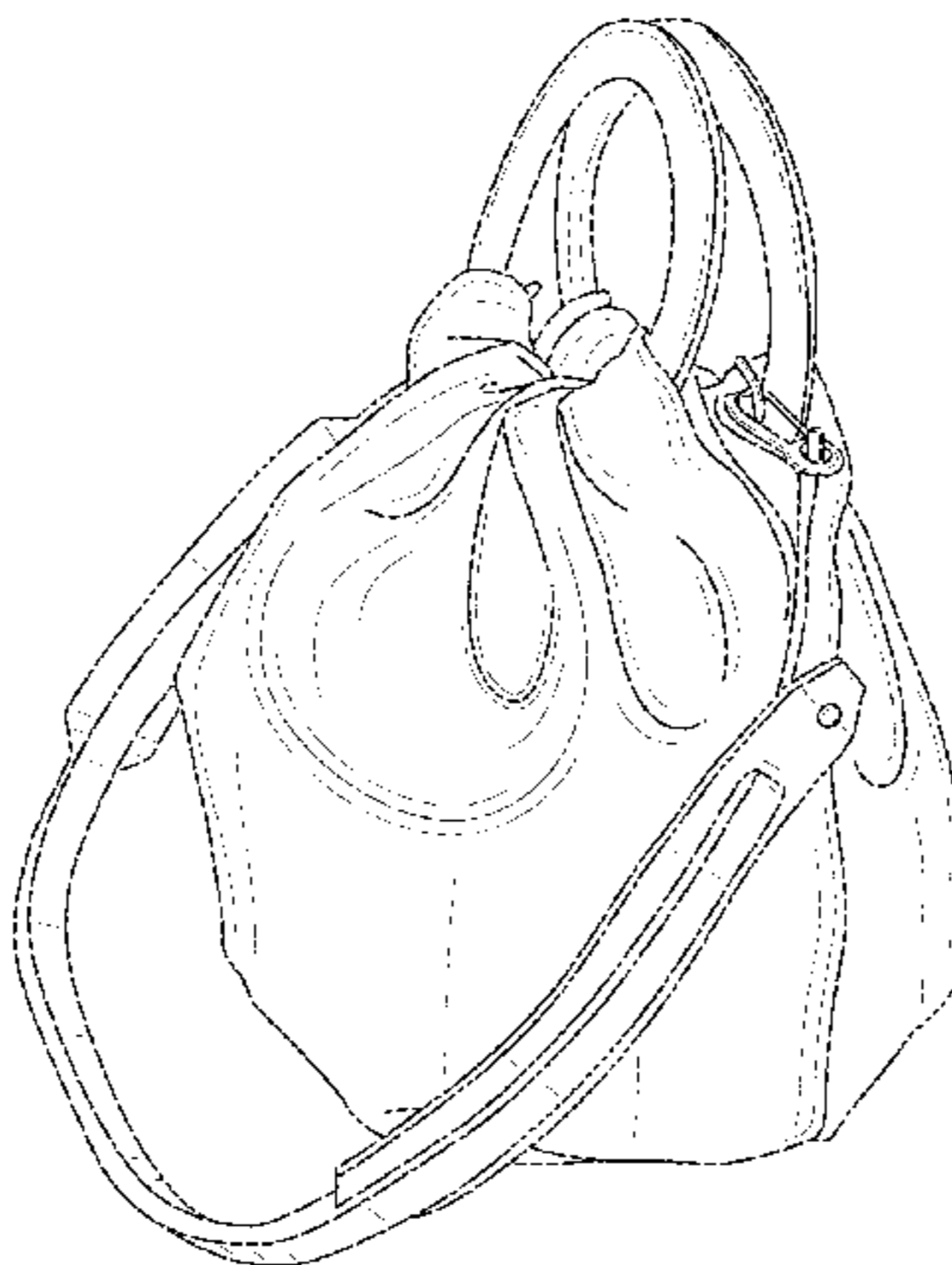




FIG. 1

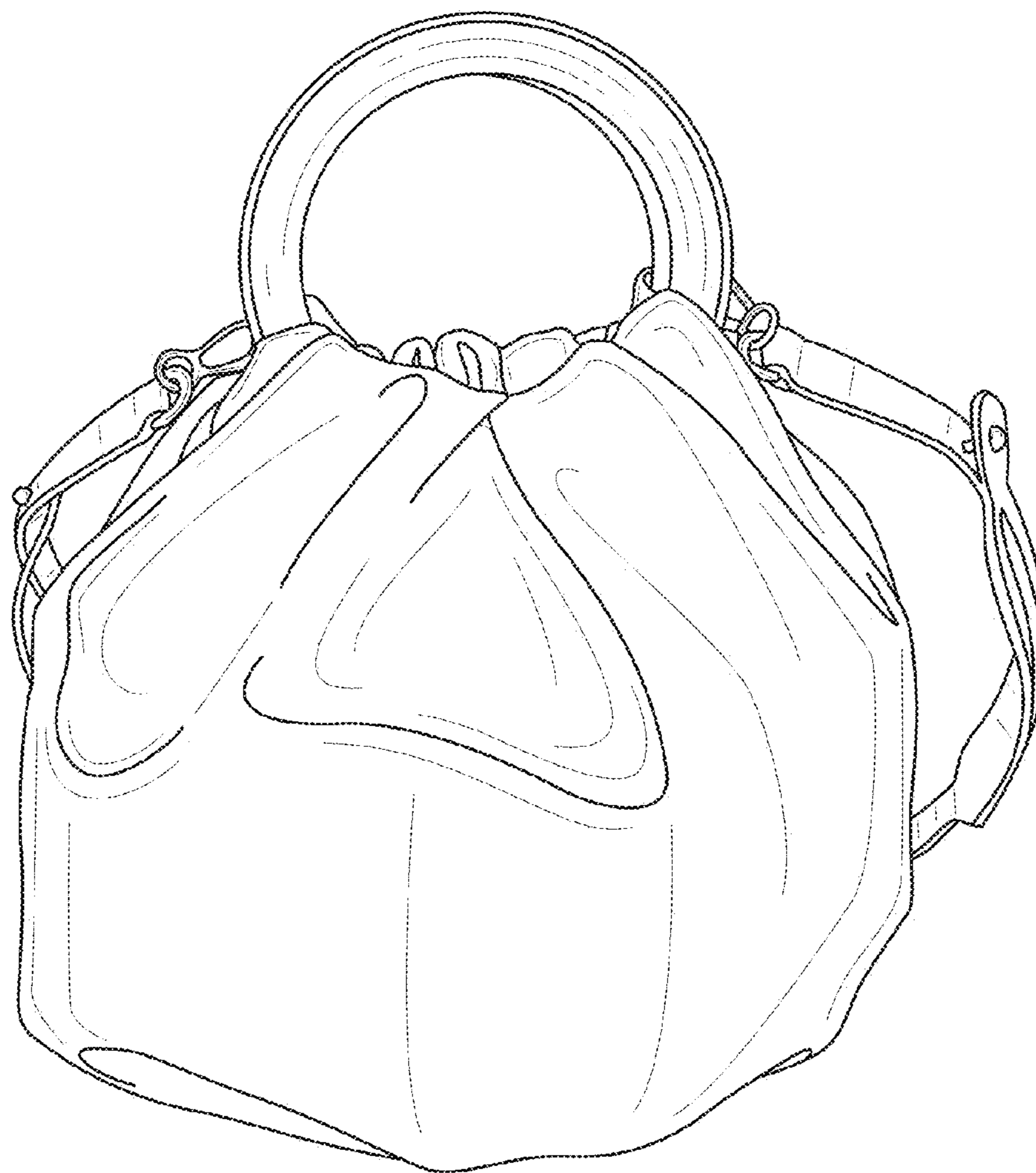


FIG. 2



FIG. 3

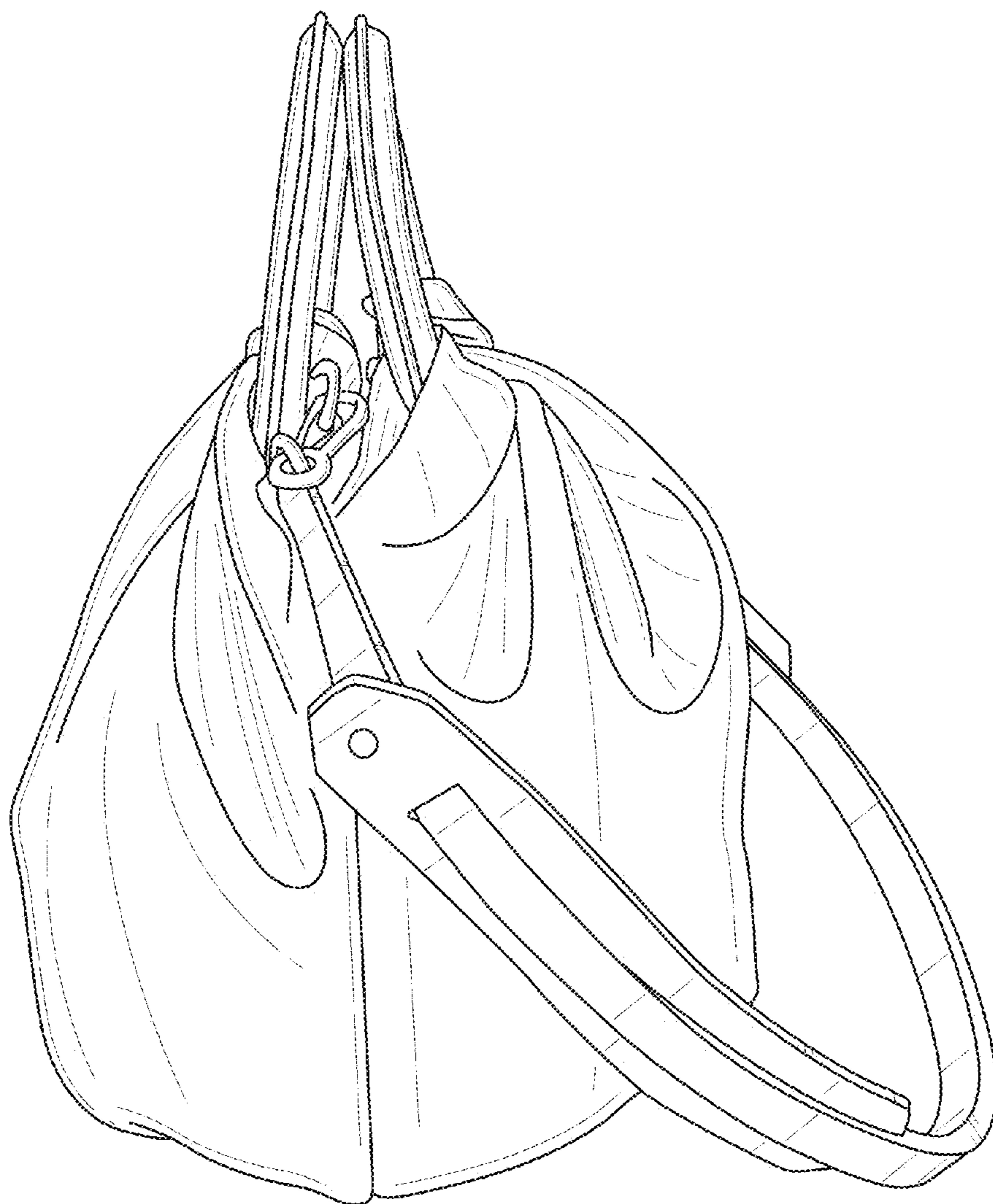


FIG. 4



FIG. 5

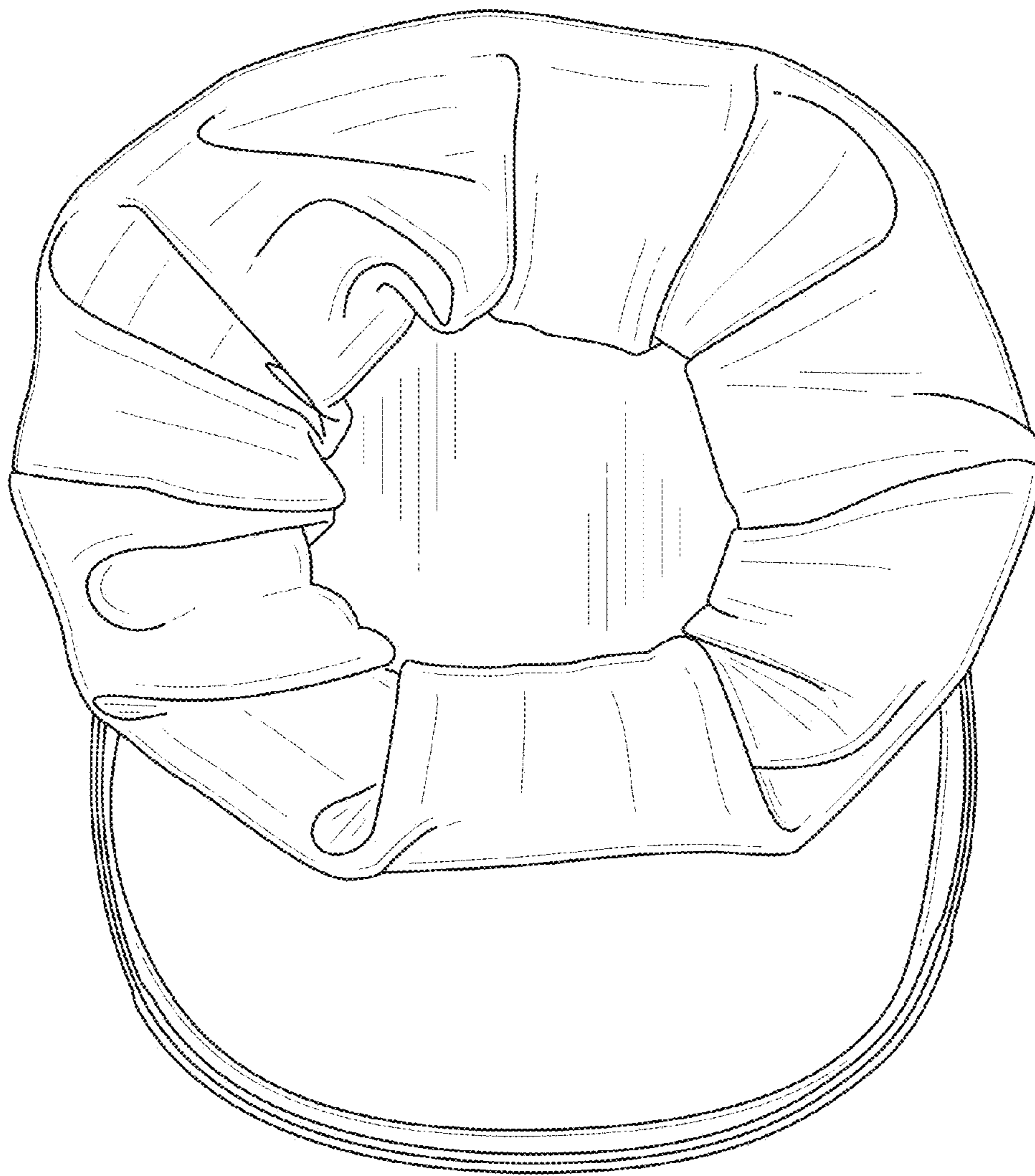


FIG. 6

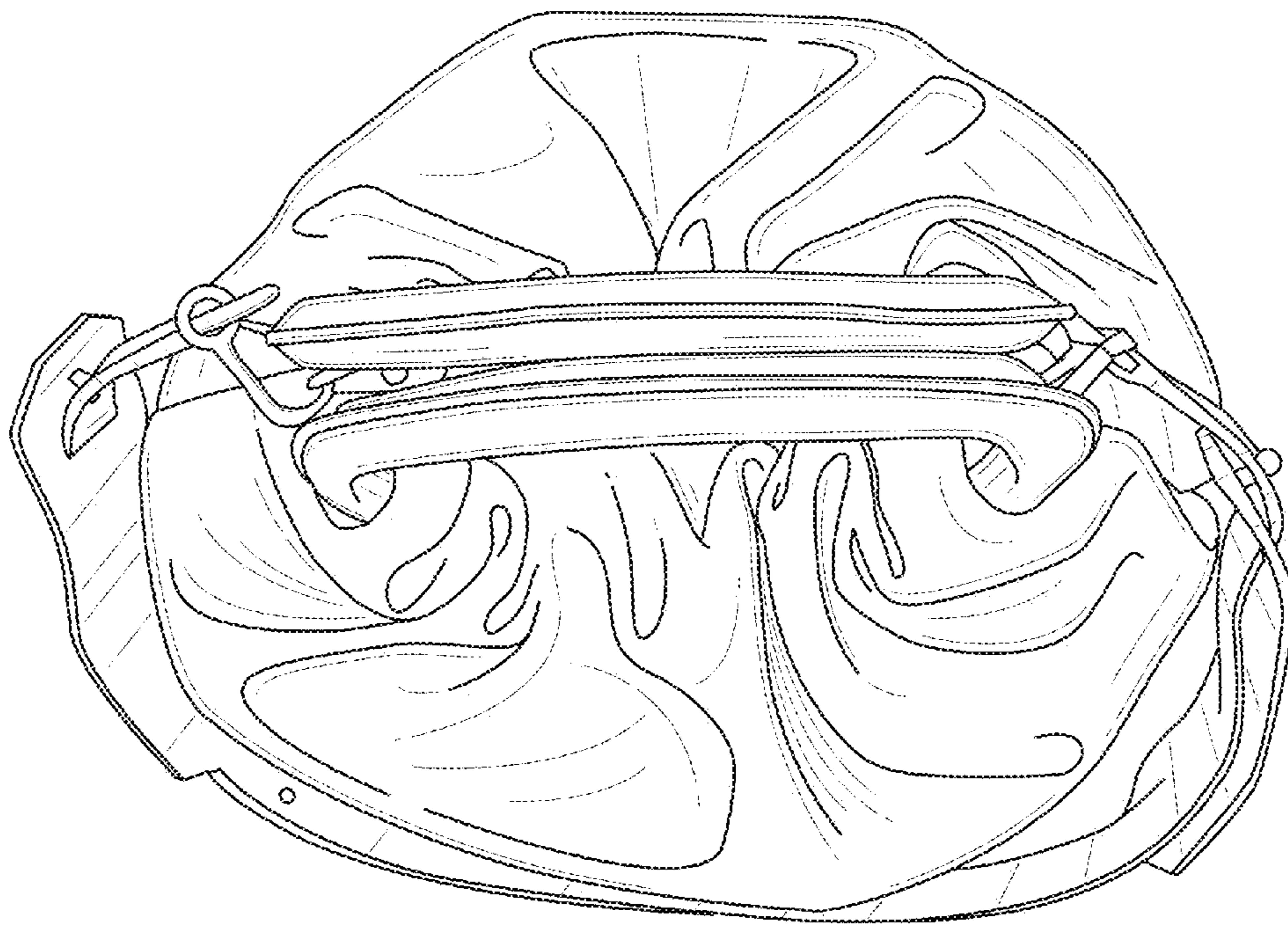


FIG. 7