



US00D762371S

(12) **United States Design Patent**
McClaskie

(10) **Patent No.:** **US D762,371 S**
(45) **Date of Patent:** **** Aug. 2, 2016**

(54) **UPPER FOR A SHOE**

(71) Applicant: **Thomas E. McClaskie**, Bethlehem, PA
(US)

(72) Inventor: **Thomas E. McClaskie**, Bethlehem, PA
(US)

(73) Assignee: **Columbia Insurance Company**,
Omaha, NE (US)

(**) Term: **14 Years**

(21) Appl. No.: **29/520,503**

(22) Filed: **Mar. 16, 2015**

(51) **LOC (10) Cl.** **02-04**

(52) **U.S. Cl.**
USPC **D2/970**

(58) **Field of Classification Search**
USPC D2/896, 900, 909-911, 943, 946, 969,
D2/970, 974; 36/83, 1.5, 2 R, 109, 3 A,
36/7.1 R, 45, 52, 112, 100
CPC A43C 1/00; A43C 11/004; A43B 3/16;
A43B 23/00
See application file for complete search history.

(56) **References Cited**

U.S. PATENT DOCUMENTS

1,165,874 A * 12/1915 Hale A43C 1/00
36/50.1

D122,454 S * 9/1940 Ascheim D2/911
D136,965 S * 1/1944 Wharton D2/911
D569,090 S * 5/2008 Uratsu D2/970
D706,526 S * 6/2014 Mentha D2/911
D727,611 S * 4/2015 Dillenbeck D2/970
D732,813 S * 6/2015 McClaskie D2/970

* cited by examiner

Primary Examiner — Ian Simmons

Assistant Examiner — Rashida C Walshon

(74) *Attorney, Agent, or Firm* — IP Attorneys Group, LLC

(57) **CLAIM**

The ornamental design for an upper for a shoe, as shown and described.

DESCRIPTION

FIG. 1 is a perspective view of an upper for a shoe in accordance with my new design;
FIG. 2 is a top view thereof;
FIG. 3 is a left view thereof;
FIG. 4 is a right view thereof;
FIG. 5 is a front view thereof; and,
FIG. 6 is a rear view thereof.

The broken lines shown in all of the figures are for environmental purposes and form no part of the claim.

1 Claim, 6 Drawing Sheets





FIG. 1

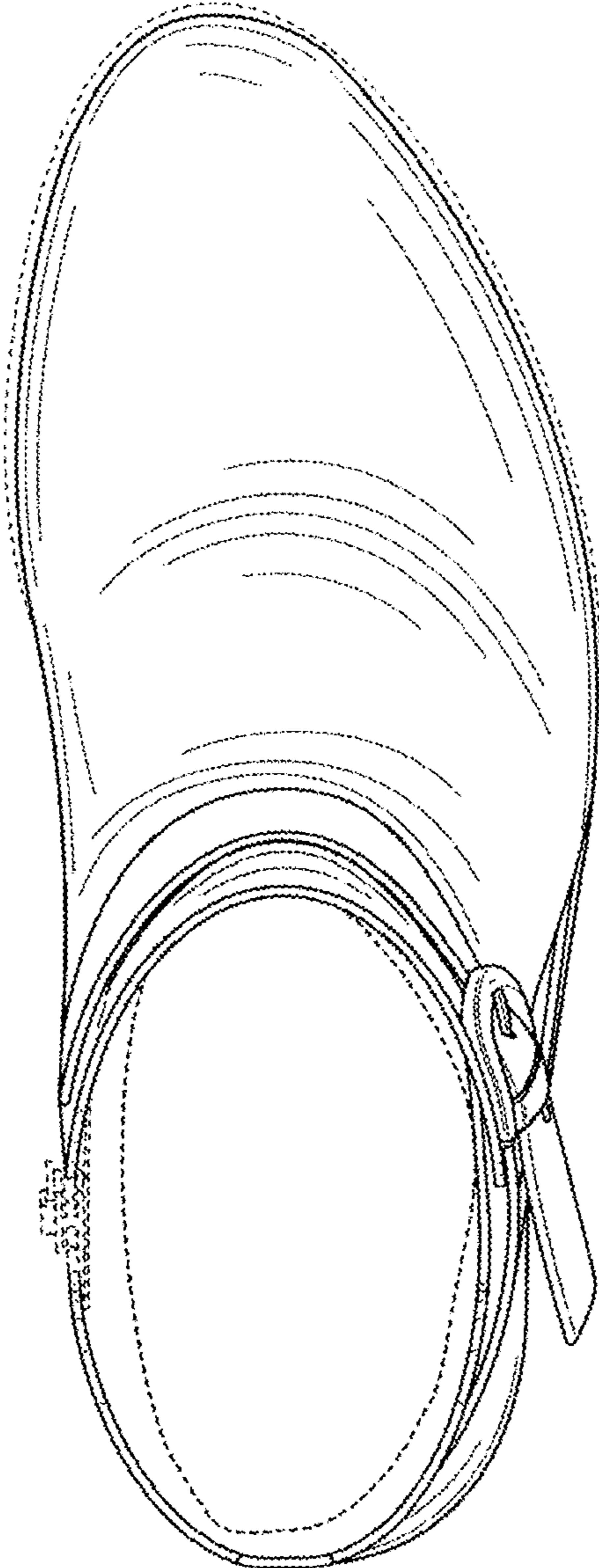


FIG. 2

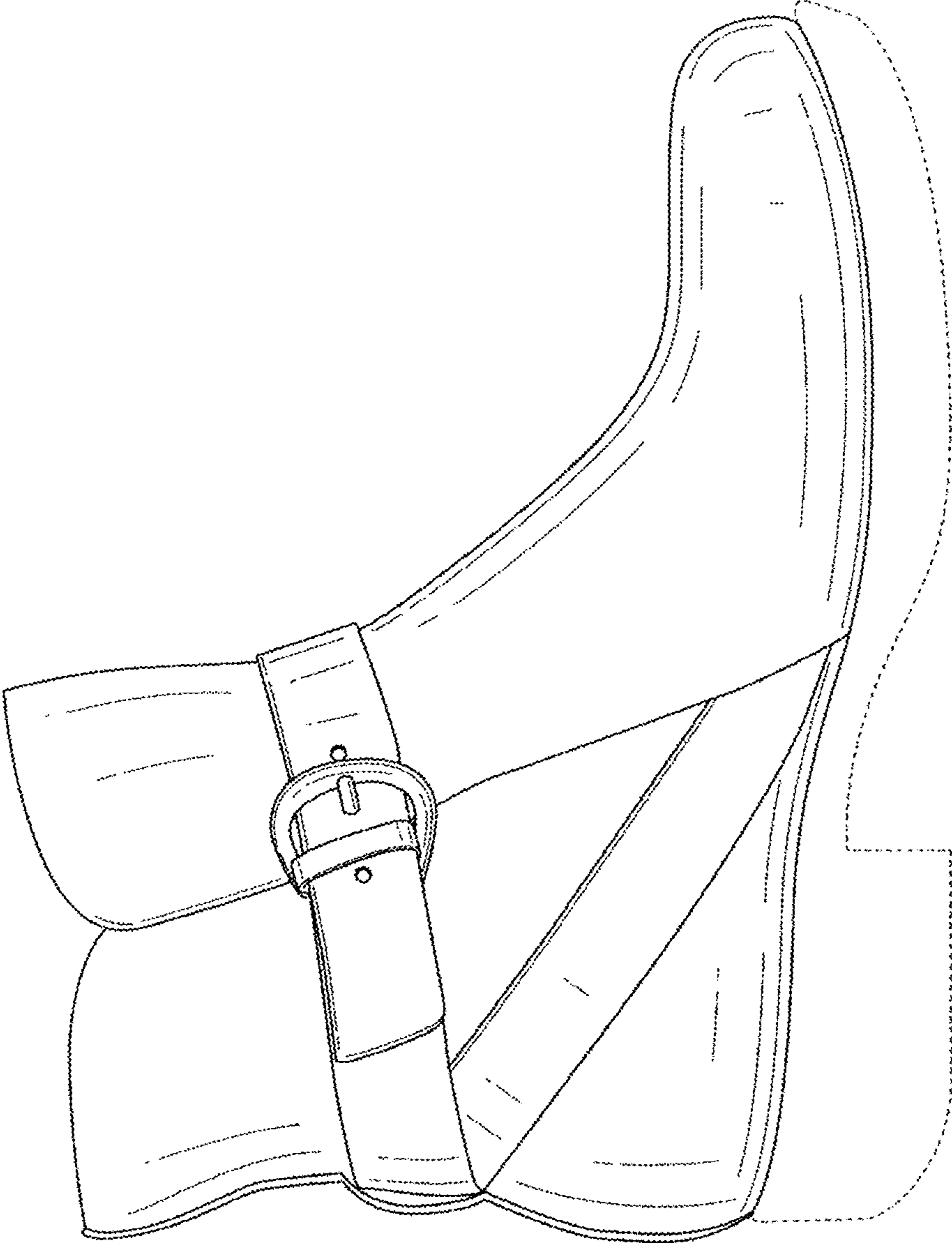


FIG. 3

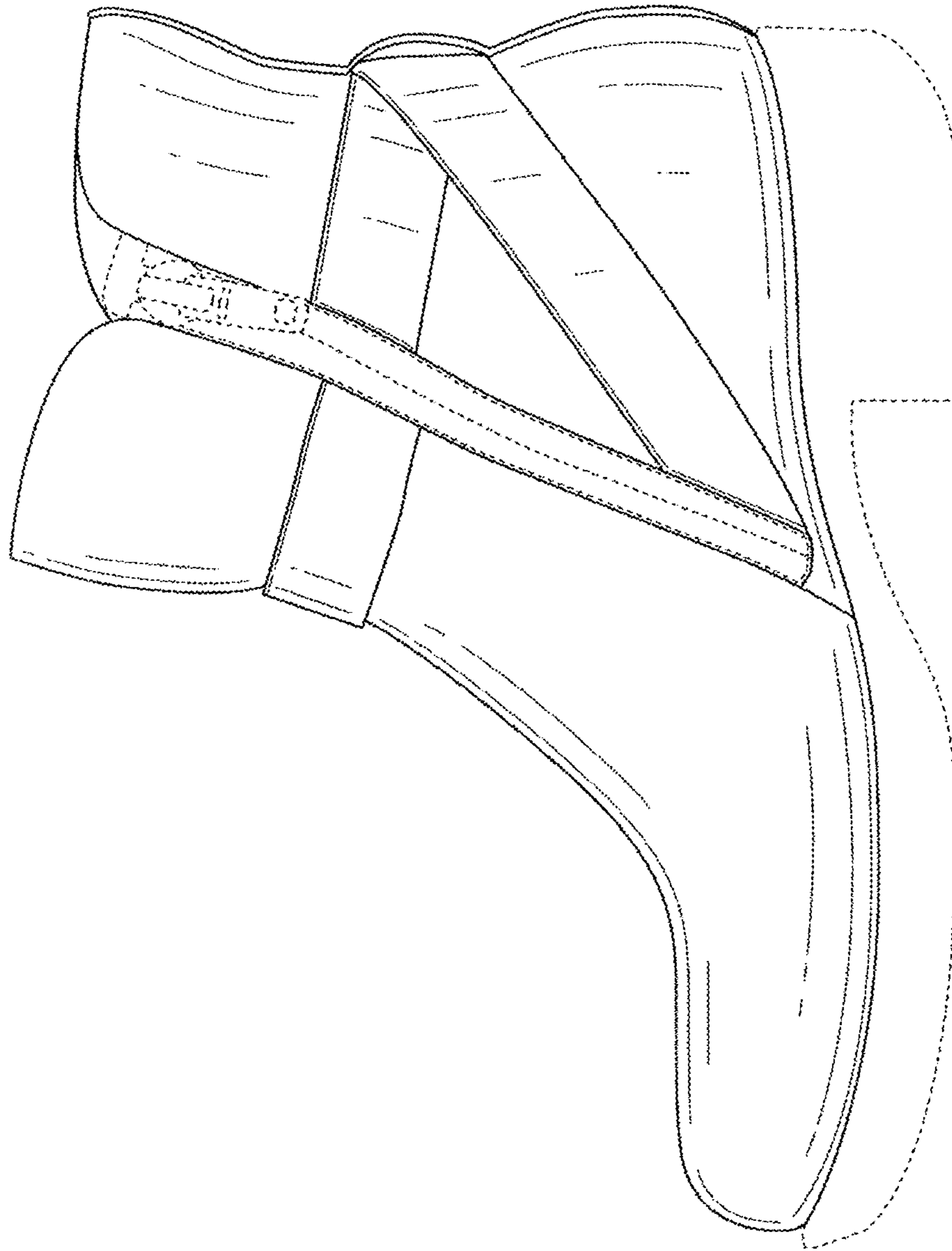


FIG. 4

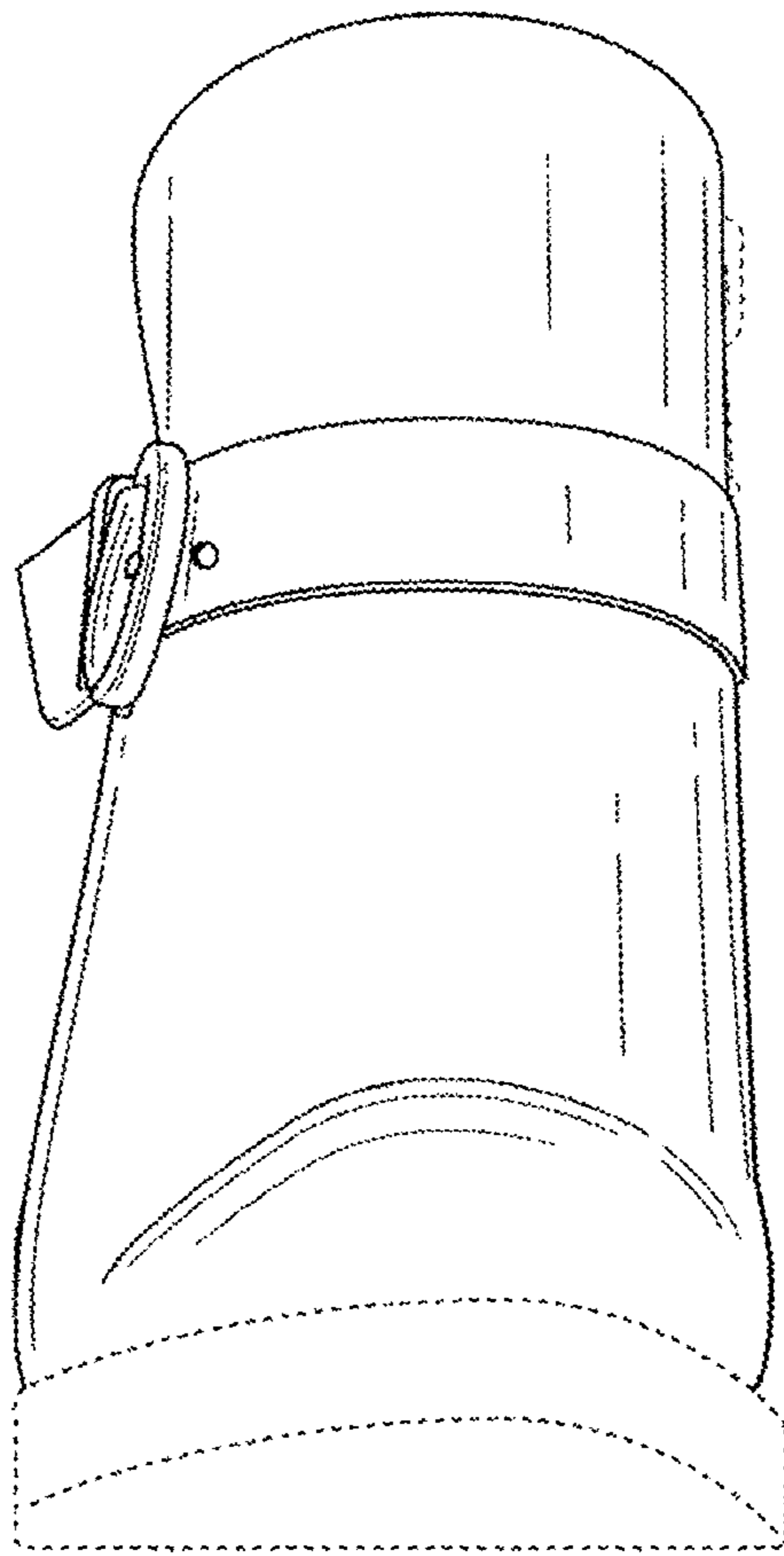


FIG. 5

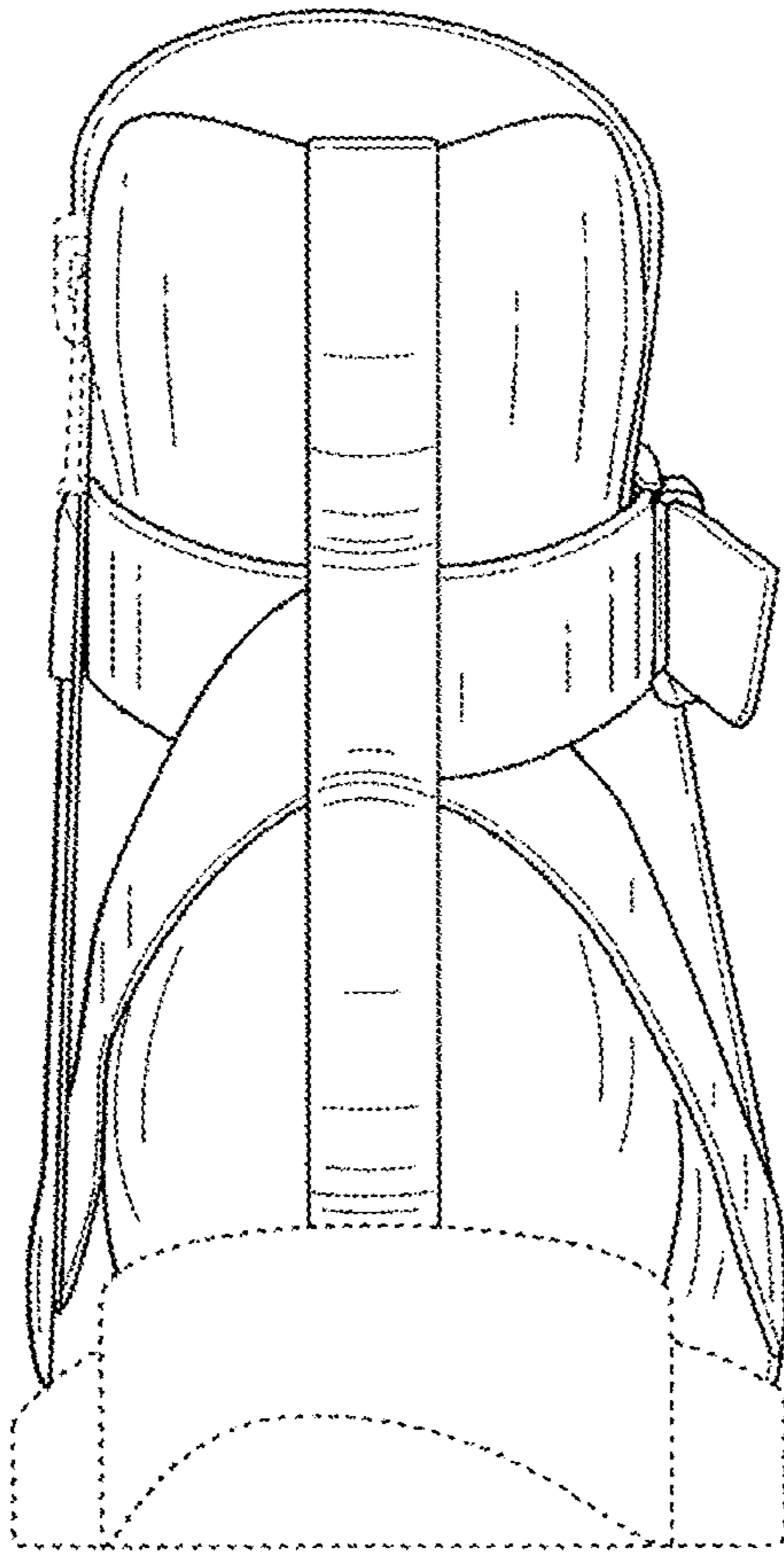


FIG. 6