



US00D762364S

(12) **United States Design Patent**
Siegel

(10) **Patent No.:** **US D762,364 S**
(45) **Date of Patent:** **** Aug. 2, 2016**

(54) **SHOE**
(71) Applicant: **Christoph Siegel**, Freienbach (CH)
(72) Inventor: **Christoph Siegel**, Freienbach (CH)
(**) Term: **14 Years**
(21) Appl. No.: **29/483,933**
(22) Filed: **Mar. 4, 2014**
(51) **LOC (10) Cl.** **02-04**
(52) **U.S. Cl.**
USPC **D2/944**
(58) **Field of Classification Search**
USPC D2/902, 907–912, 943–947, 951, 954,
D2/956, 969, 972–975, 977; 36/45, 46.5,
36/47–49, 77 M, 77 R, 83, 84, 113–116,
36/126, 3 A, 3 B
CPC A43B 5/00; A43B 7/14; A43B 13/20
See application file for complete search history.

D301,386 S 6/1989 Weiner
D319,721 S 9/1991 Clark
D349,395 S 8/1994 Kelchak
D449,426 S 10/2001 Pollastrelli
D452,362 S 12/2001 Mastrianni et al.
D575,048 S 8/2008 Santos
D575,490 S 8/2008 Hatfield et al.
D577,888 S 10/2008 Horne et al.
D578,291 S 10/2008 Horne et al.
D587,891 S 3/2009 Minami
D594,213 S 6/2009 Horne et al.
D608,540 S 1/2010 Dekovic
D620,689 S 8/2010 Weber
D625,491 S 10/2010 Morton
D628,776 S 12/2010 Cofinco
D628,777 S 12/2010 Bourdin et al.
D628,778 S 12/2010 Hardy
D629,185 S 12/2010 Vico et al.

(Continued)

Primary Examiner — Derrick Holland
Assistant Examiner — Janice Lim
(74) *Attorney, Agent, or Firm* — Knobbe, Martens, Olson & Bear LLP

(56) **References Cited**

U.S. PATENT DOCUMENTS

D123,480 S 11/1940 Hubbard
D128,519 S * 7/1941 Hard D2/902
D148,519 S * 2/1948 Campagna D2/973
D149,139 S * 3/1948 Parker D2/902
D200,846 S 4/1965 Bovay
D226,461 S 3/1973 Nelson
D233,805 S * 12/1974 Kubo D2/902
D243,211 S 2/1977 Gamm
D257,074 S 9/1980 Gucci
D266,285 S 9/1982 Vermonet
D266,881 S 11/1982 Ueno
D270,870 S 10/1983 Tilles
D272,963 S 3/1984 Muller et al.
D273,340 S * 4/1984 Gamm D2/902
D281,829 S 12/1985 Radford
4,584,783 A 4/1986 Dobbin
D290,541 S * 6/1987 O'Rourke D2/902
D292,945 S 12/1987 Selbiger et al.

(57) **CLAIM**

The ornamental design for a shoe, as shown and described.

DESCRIPTION

FIG. 1 is a front view of a shoe, showing my new design.
FIG. 2 is a rear view thereof.
FIG. 3 is a side view thereof.
FIG. 4 is an opposite side view thereof.
FIG. 5 is a top view thereof; and,
FIG. 6 is a bottom view thereof.
The light weight broken line shoelace portions of FIGS. 1-6 are included to show unclaimed subject matter only and form no part of the claimed design.
The heavy broken lines on the shoe of FIGS. 1-5 are included to show claimed stitching on the article.

1 Claim, 6 Drawing Sheets



(56)

References Cited

U.S. PATENT DOCUMENTS

D634,519 S * 3/2011 Choi D2/902
D636,156 S 4/2011 Della Valle et al.
D637,799 S 5/2011 Della Valle et al.
D645,651 S 9/2011 Mateo
D670,070 S 11/2012 Della Valle et al.
D680,712 S 4/2013 Della Valle et al.
D680,714 S 4/2013 Della Valle et al.
D681,315 S 5/2013 Della Valle et al.
D681,317 S 5/2013 Della Valle et al.

D682,515 S 5/2013 Della Valle et al.
D689,673 S 9/2013 Kampff
D689,674 S 9/2013 Kampff
D700,419 S 3/2014 Della Valle et al.
D701,023 S 3/2014 Della Valle et al.
D701,373 S 3/2014 Della Valle et al.
D702,026 S 4/2014 Della Valle et al.
D719,326 S 12/2014 Marchal
D723,257 S 3/2015 Bacon
D723,258 S 3/2015 Weddle
2010/0275470 A1 11/2010 Hoffer et al.

* cited by examiner

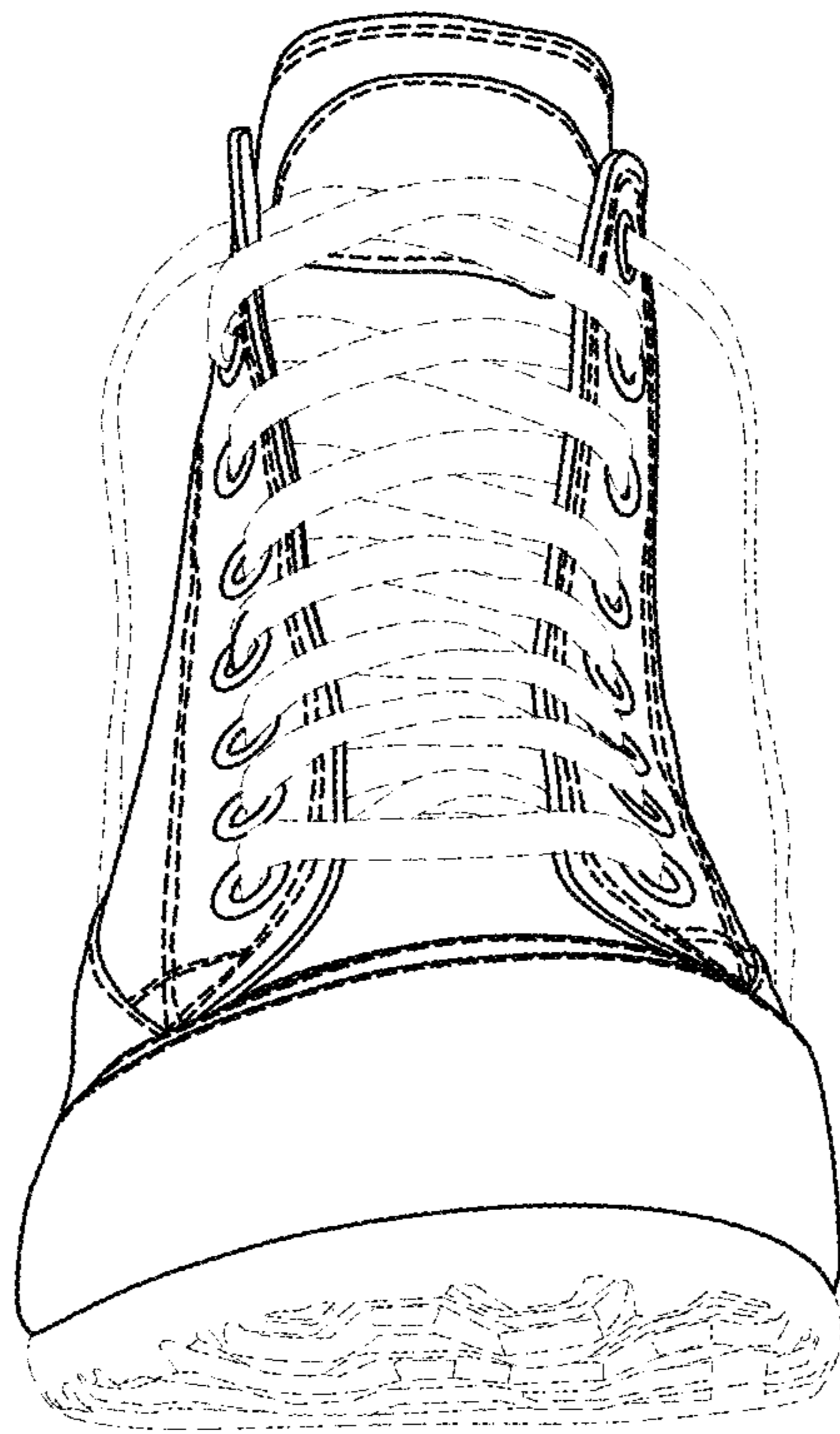


FIG. 1

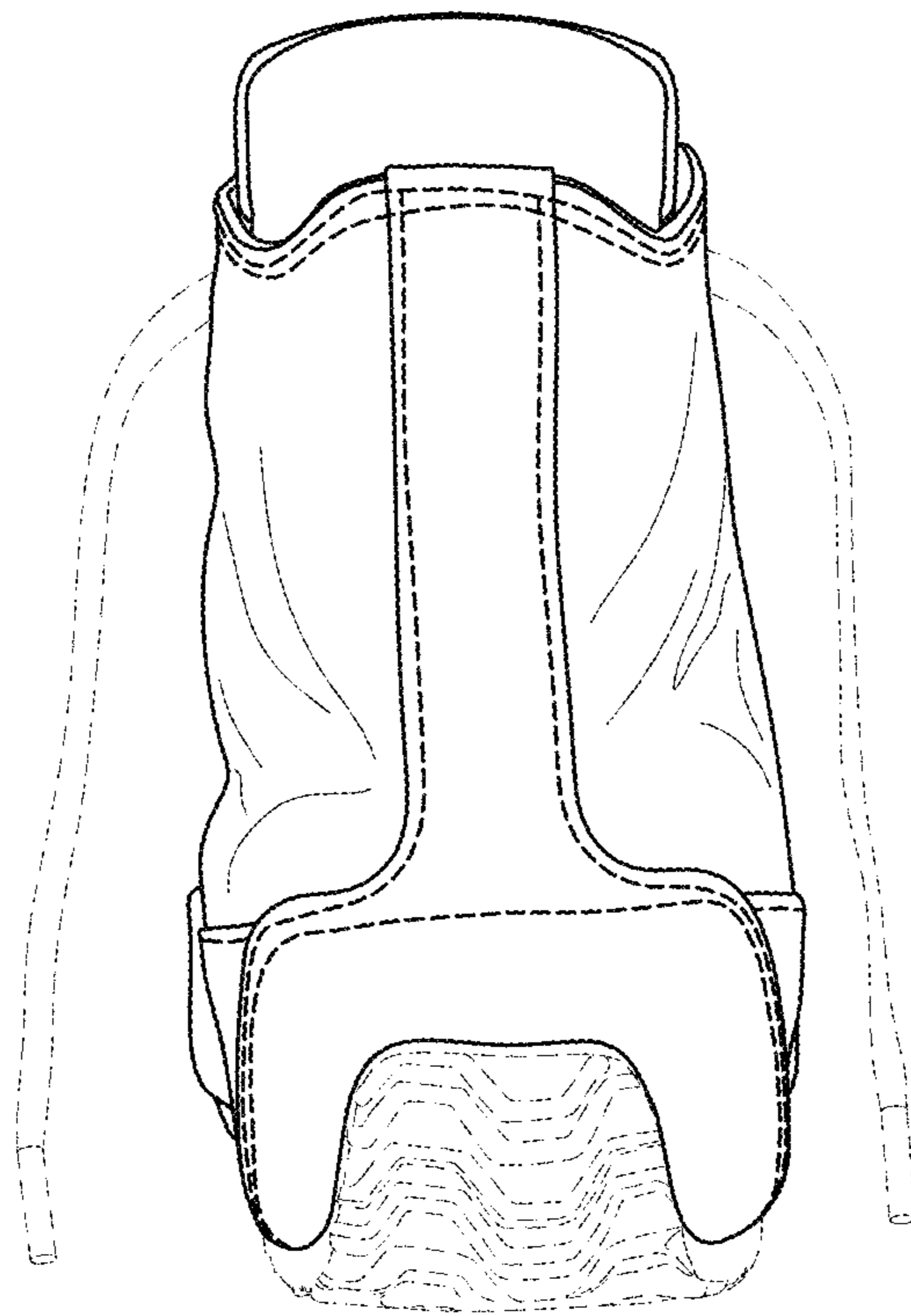


FIG. 2




FIG. 3

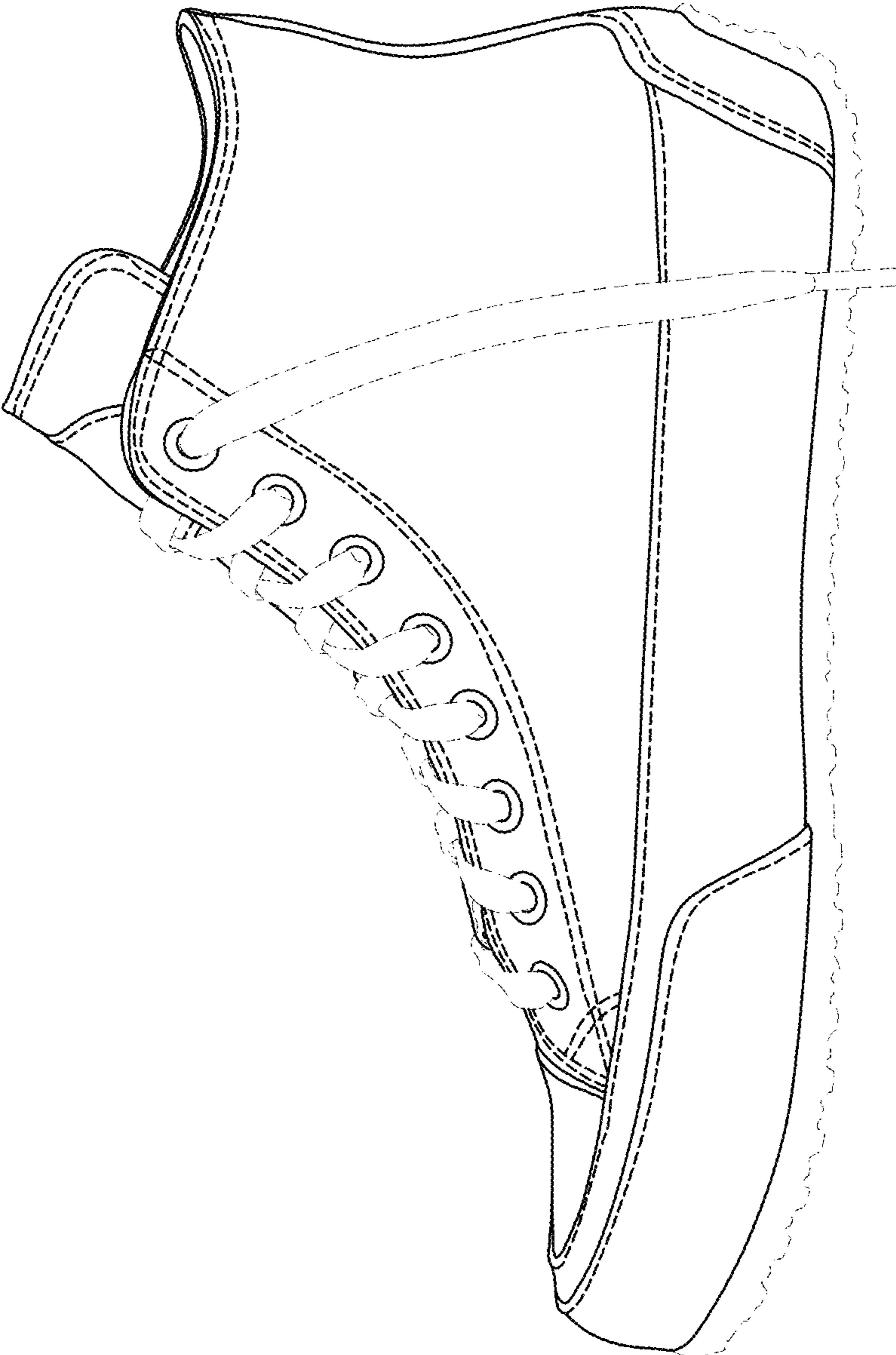


FIG. 4

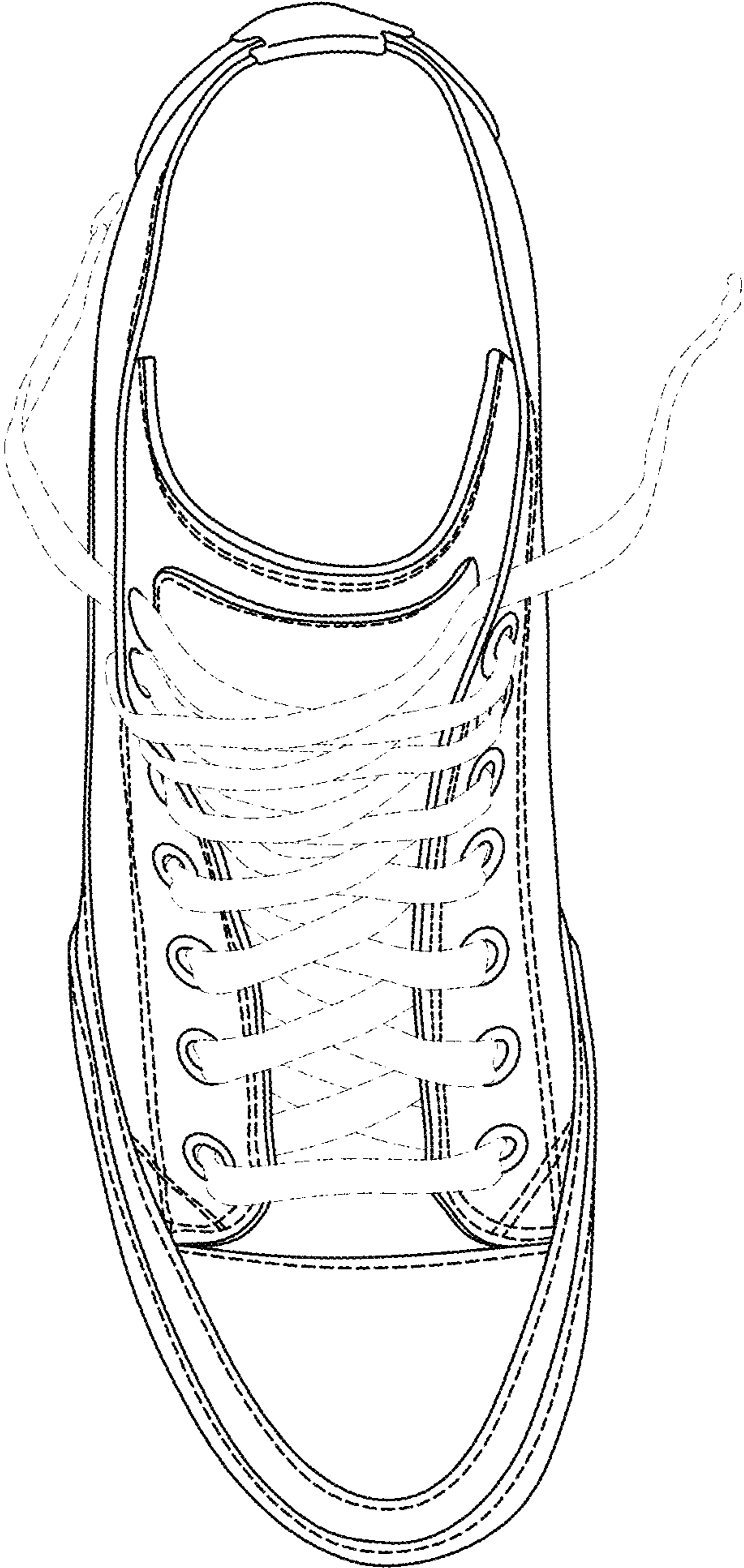


FIG. 5

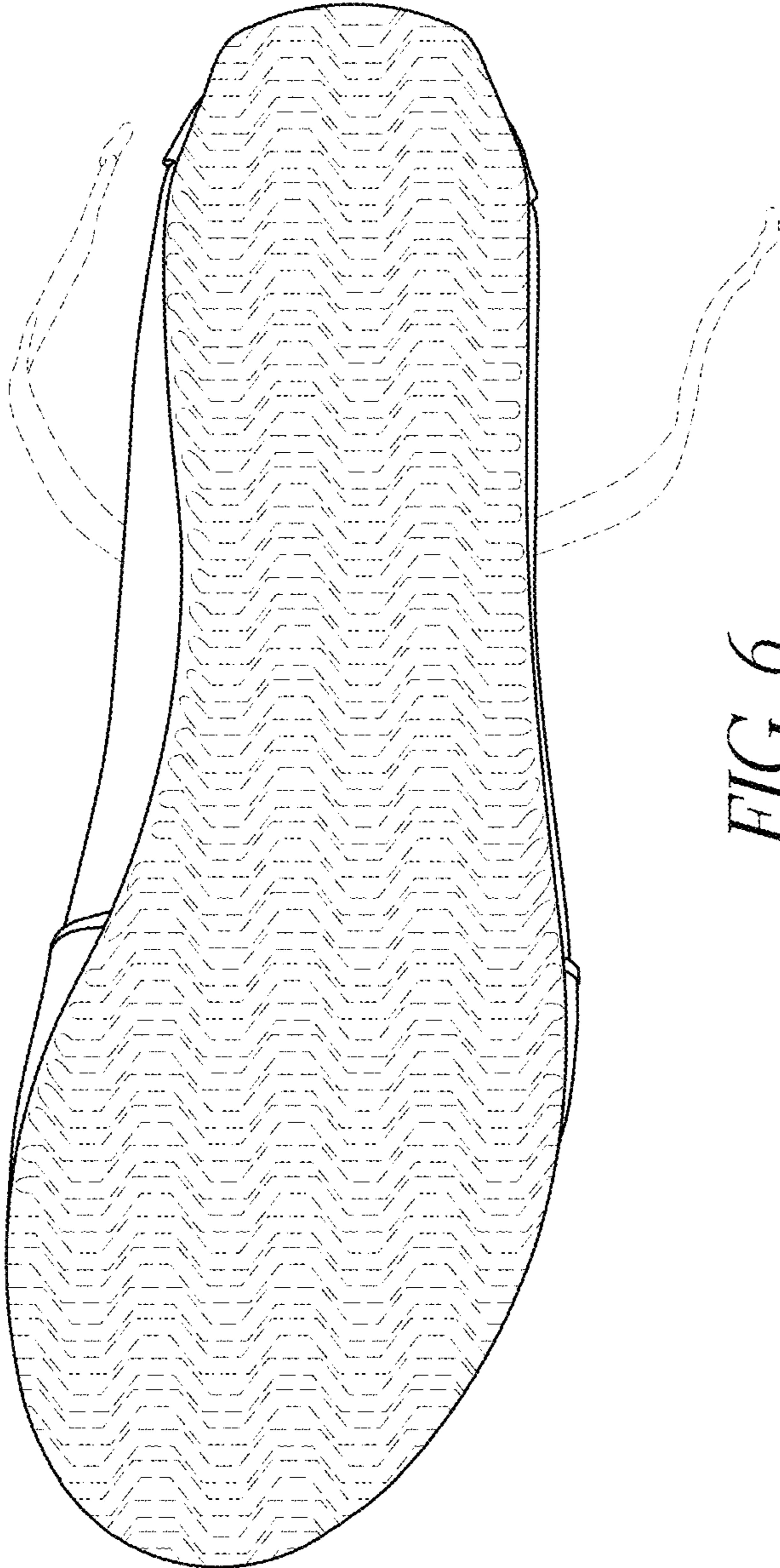


FIG. 6