



US00D762362S

(12) **United States Design Patent**  
**Ursomarzo**

(10) **Patent No.:** **US D762,362 S**  
(45) **Date of Patent:** **\*\* Aug. 2, 2016**

- (54) **SHOE**
- (71) Applicant: **Tania Ursomarzo**, New York, NY (US)
- (72) Inventor: **Tania Ursomarzo**, New York, NY (US)
- (\*\*) Term: **14 Years**
- (21) Appl. No.: **29/522,139**
- (22) Filed: **Mar. 27, 2015**
- (51) **LOC (10) Cl.** ..... **02-04**
- (52) **U.S. Cl.**  
USPC ..... **D2/939**
- (58) **Field of Classification Search**  
USPC ..... D2/896, 909-911, 925-942, 970, 971  
CPC ..... A43B 21/00; A43B 21/02; A43B 21/06;  
A43B 9/14; A43B 1/0045; A43B 13/10;  
A43B 13/12; A43B 23/06; A43B 23/07;  
A43B 1/0036; A43B 5/12  
See application file for complete search history.

(56) **References Cited**

**U.S. PATENT DOCUMENTS**

D77,082 S *	12/1928	Fitz Harris	.....	D2/911
D77,345 S *	12/1928	Wilhelm	.....	D2/910
D77,346 S *	12/1928	Wrobel	.....	D2/939
D99,058 S *	3/1936	Troy	.....	D2/929
D101,937 S *	11/1936	Craver	.....	D2/911
D103,586 S *	3/1937	Perugia	.....	D2/910
D103,587 S *	3/1937	Perugia	.....	D2/911
D103,590 S *	3/1937	Perugia	.....	D2/935
D104,054 S *	4/1937	Sholtz	.....	D2/939
D104,055 S *	4/1937	Sholtz	.....	D2/936
D104,469 S *	5/1937	Perugia	.....	D2/911

D104,472 S *	5/1937	Perugia	.....	D2/942
D105,061 S *	6/1937	Odenchrants	.....	D2/939
D105,289 S *	7/1937	Livingston	.....	D2/910
D110,427 S *	7/1938	Benjamin	.....	D2/910
D111,280 S *	9/1938	Elkin	.....	D2/910
D111,857 S *	10/1938	Perugia	.....	D2/932
D119,160 S *	2/1940	Calderazzo	.....	D2/928
D150,743 S *	8/1948	Wertheim	.....	D2/931
D210,511 S *	3/1968	Dorsey	.....	D2/910
D636,168 S *	4/2011	Choi	.....	D2/971

\* cited by examiner

*Primary Examiner* — Dominic Simone

(74) *Attorney, Agent, or Firm* — Meagher Emanuel Laks Goldberg & Liao, LLP

(57) **CLAIM**

I claim the ornamental design for a shoe, as shown and described.

**DESCRIPTION**

FIG. 1 is a top outer perspective view of a shoe showing my new design;  
 FIG. 2 is a top inner perspective view thereof;  
 FIG. 3 is a top view thereof;  
 FIG. 4 is a front view thereof;  
 FIG. 5 is a rear view thereof;  
 FIG. 6 is an inner side view thereof;  
 FIG. 7 is an outer side view thereof; and,  
 FIG. 8 is a bottom view thereof.

A characteristic feature of the shoe design resides in the shape thereof, including an open outer side portion as shown herein. The broken line showings of the shoe are for the purposes of illustrating environmental structure and form no part of the claimed design.

**1 Claim, 8 Drawing Sheets**






FIG. 1



FIG. 2



FIG. 3




FIG. 4




FIG. 5



FIG. 6







FIG. 8