



US00D762357S

(12) **United States Design Patent**
Horacek et al.

(10) **Patent No.:** **US D762,357 S**
(45) **Date of Patent:** **** Aug. 2, 2016**

(54) **SHOE UPPER**

(71) Applicant: **PUMA SE**, Herzogenaurach (DE)

(72) Inventors: **Raymond Alfred Horacek**, Yokohama (JP); **Markus Bock**, Herzogenaurach (DE)

(73) Assignee: **PUMA SE**, Herzogenaurach (DE)

(**) Term: **14 Years**

(21) Appl. No.: **29/502,387**

(22) Filed: **Sep. 16, 2014**

(30) **Foreign Application Priority Data**

Jul. 17, 2014 (WO) DM/084 216

(51) **LOC (10) Cl.** **02-04**

(52) **U.S. Cl.**
USPC **D2/923**

(58) **Field of Classification Search**
USPC D2/896, 898, 900, 903, 907, 919-923,
D2/942, 945, 951, 969; 36/45, 11.5, 8.1,
36/77 M, 77 R, 83, 7
CPC A43B 3/00; A43B 3/14; A43B 3/16;
A43B 3/10

See application file for complete search history.

(56) **References Cited**

U.S. PATENT DOCUMENTS

D436,431 S *	1/2001	Agnew et al.	D2/908
D437,474 S *	2/2001	Agnew et al.	D2/908
D514,793 S *	2/2006	Corbi Rico	D2/969
D514,794 S *	2/2006	Corbi Rico	D2/969
D559,519 S *	1/2008	Belley et al.	D2/969
D574,135 S *	8/2008	Weisbly	D2/969
D580,156 S *	11/2008	Banik et al.	D2/969
D584,497 S *	1/2009	Banik	D2/969
D594,201 S *	6/2009	Matis et al.	D2/969
D654,678 S *	2/2012	Dean	D2/969

* cited by examiner

Primary Examiner — Ian Simmons

Assistant Examiner — Rashida C Walshon

(74) *Attorney, Agent, or Firm* — Leydig, Voit & Mayer, Ltd.

(57) **CLAIM**

The ornamental design for a shoe upper, as shown and described.

DESCRIPTION

FIG. 1 is a top left front perspective view the shoe upper showing our new design;
FIG. 2 is a left side elevational view thereof;
FIG. 3 is a right side elevational view thereof;
FIG. 4 is a top plan view thereof;
FIG. 5 is a front elevational view thereof; and,
FIG. 6 is a back elevational view thereof.
The purpose of broken lines in the drawings is to illustrate environmental structure and/or boundaries that form no part of the design to be patented.

1 Claim, 6 Drawing Sheets

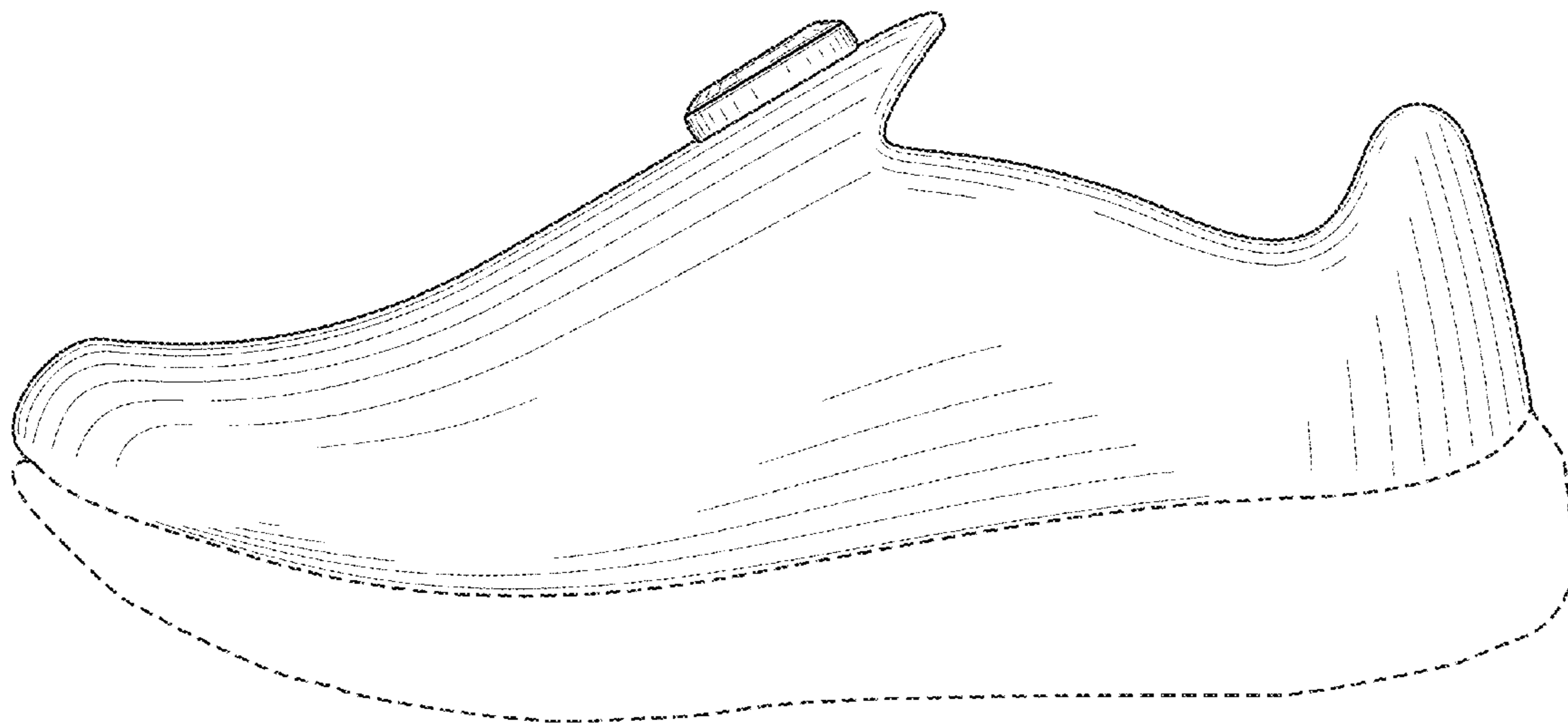


FIG. 1

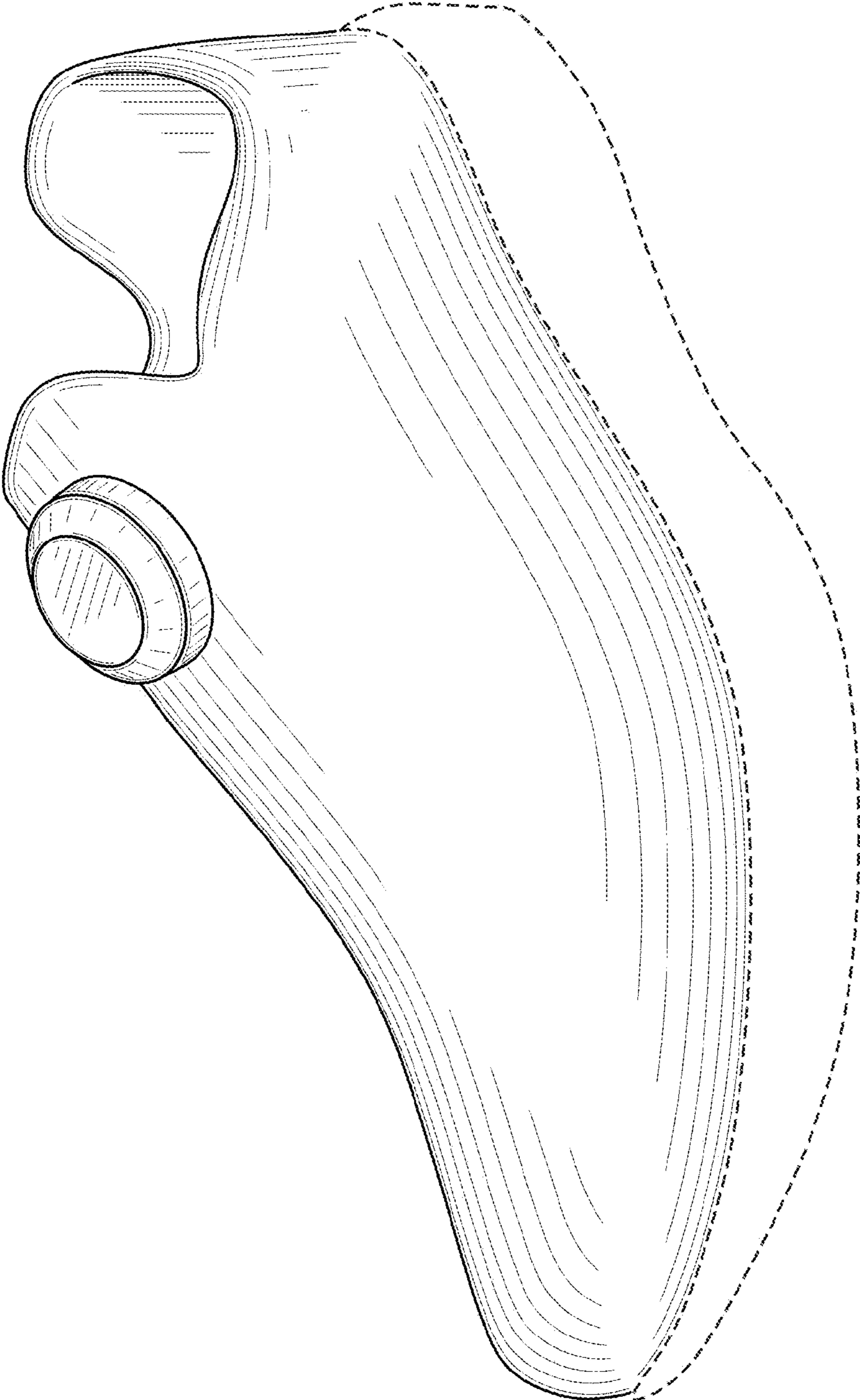


FIG. 2

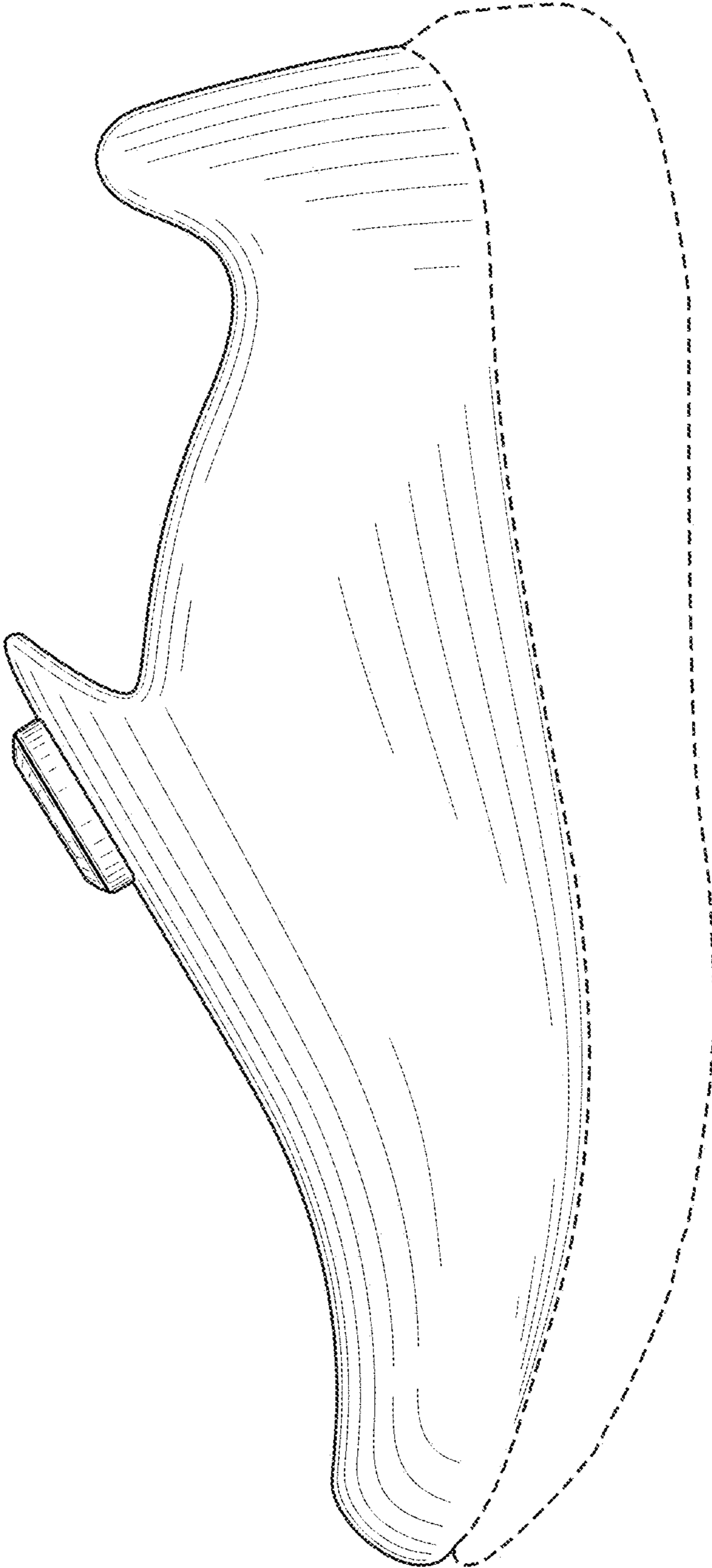


FIG. 3

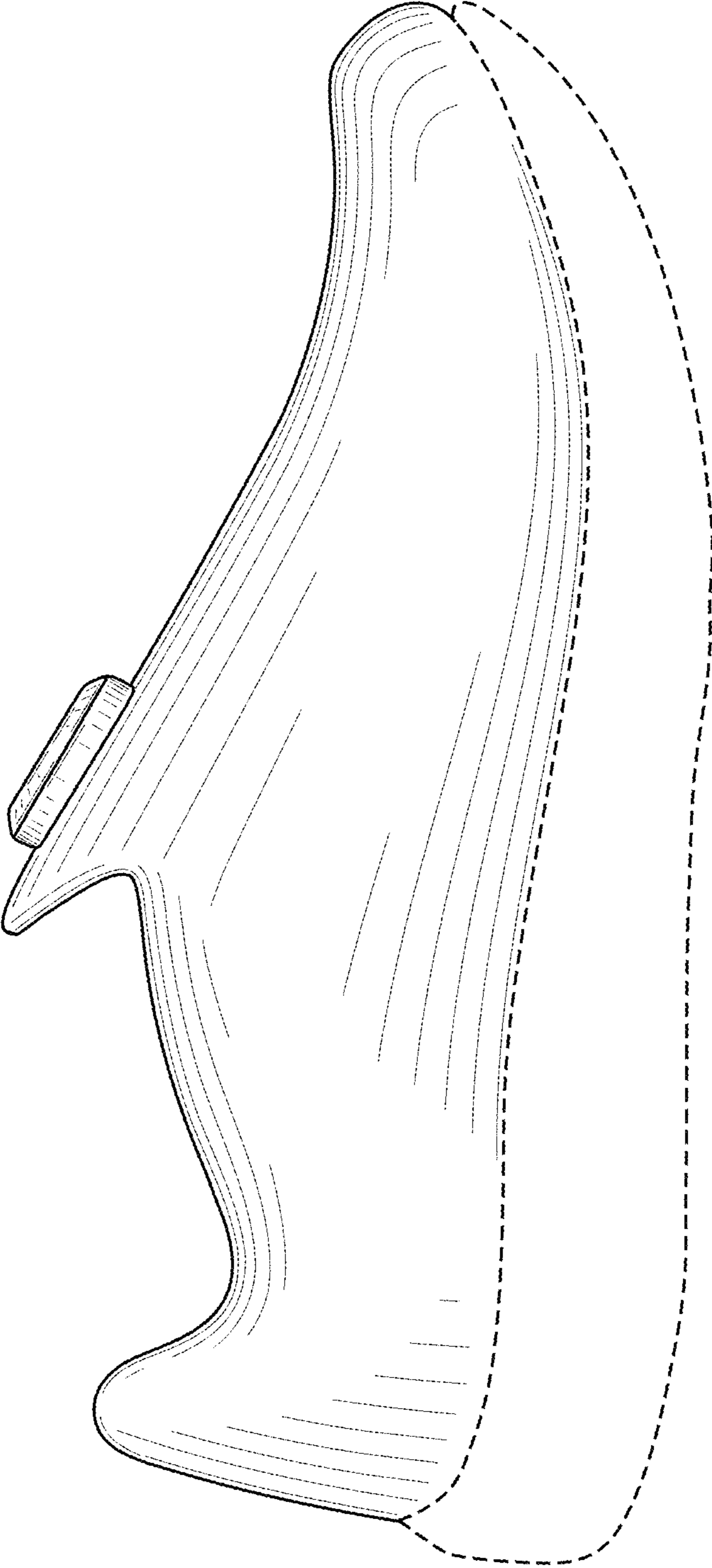


FIG. 4

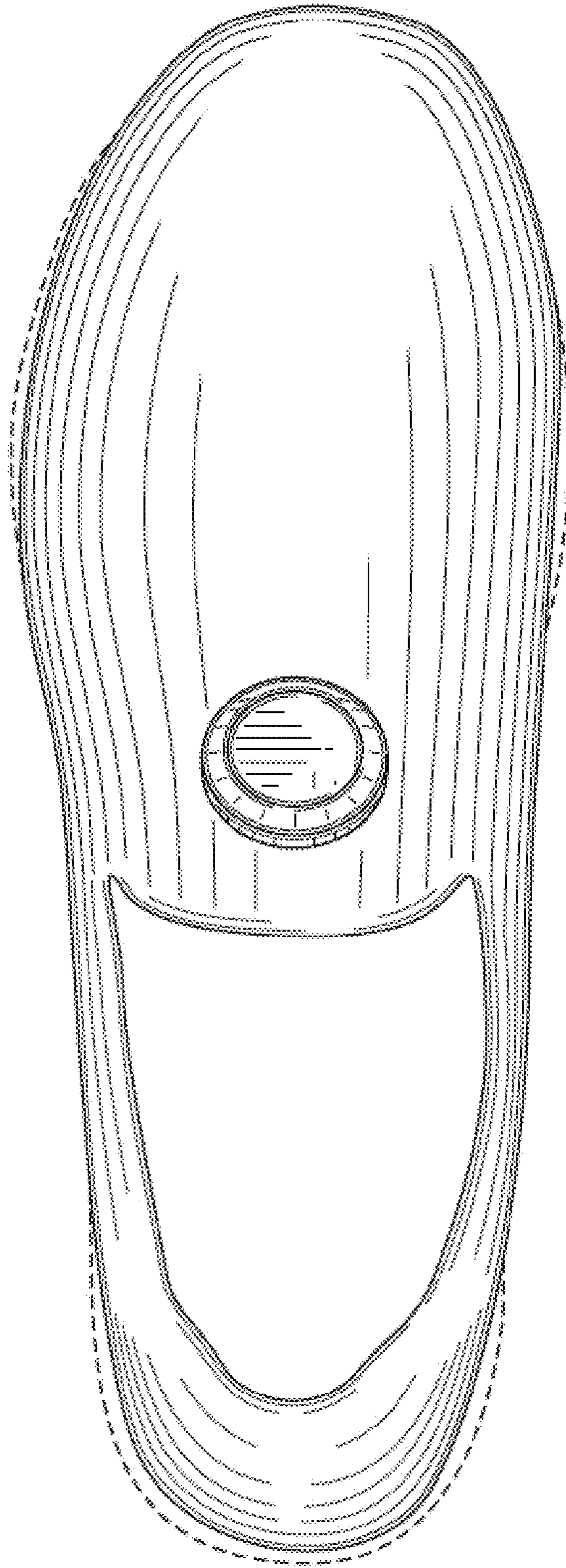


FIG. 5

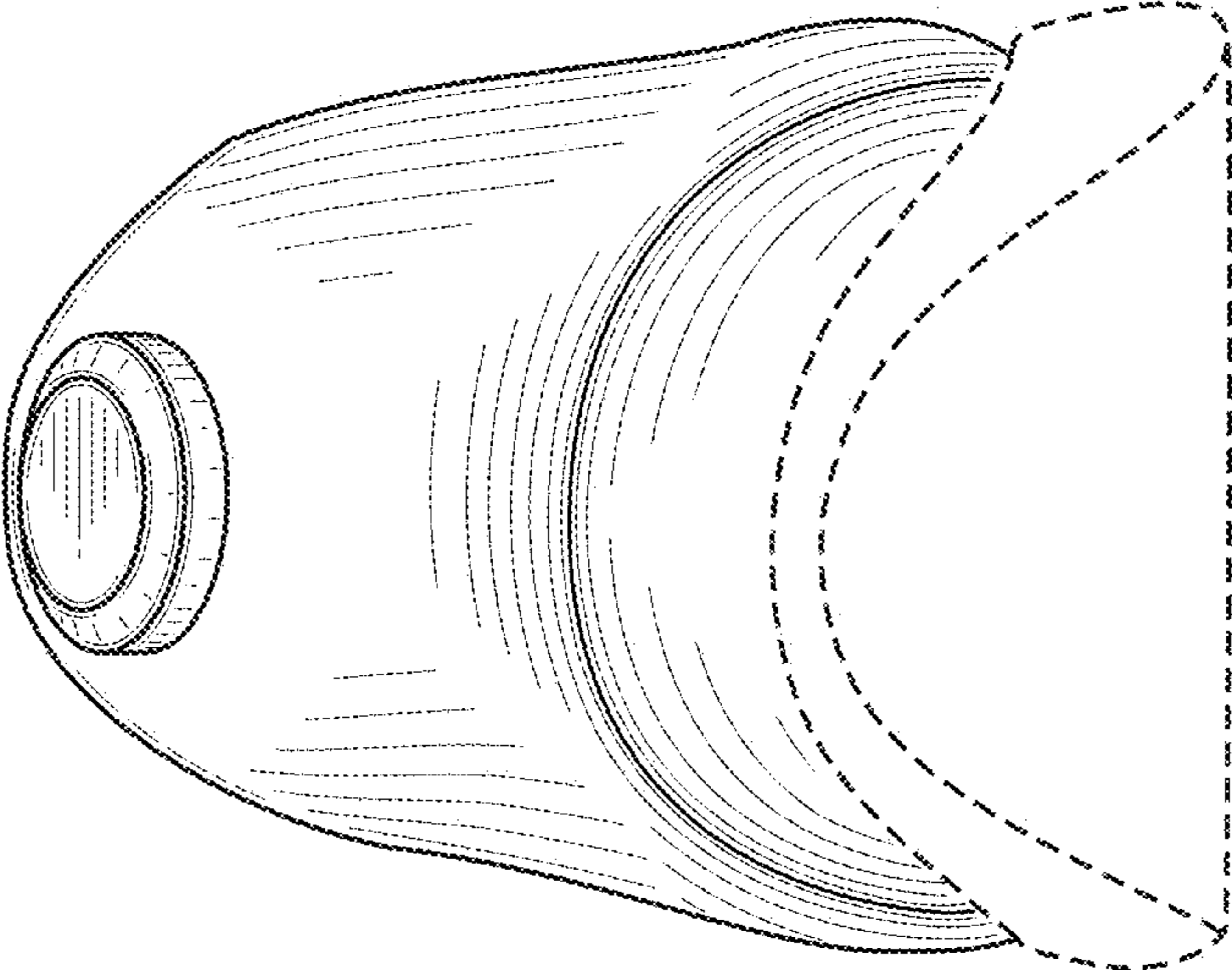


FIG. 6

