



US00D762331S

(12) **United States Design Patent**  
**Dixon**

(10) **Patent No.:** **US D762,331 S**  
(45) **Date of Patent:** **\*\* Jul. 26, 2016**

(54) **SAFETY CUFF**  
(71) Applicant: **David M. Dixon**, Tucson, AZ (US)  
(72) Inventor: **David M. Dixon**, Tucson, AZ (US)  
(\*\*) Term: **14 Years**  
(21) Appl. No.: **29/507,538**  
(22) Filed: **Oct. 28, 2014**  
(51) **LOC (10) Cl.** ..... **29-02**  
(52) **U.S. Cl.**  
USPC ..... **D29/120.1**  
(58) **Field of Classification Search**  
USPC ..... D29/101.1, 102.1, 101.3, 101.4, 101.5,  
D29/120.1, 120.2, 121.1, 121.2, 122;  
D2/901; D24/190; 2/16, 20-24, 62,  
2/267, 455, 461, 463, 910, 911; 602/3, 5,  
602/6, 16, 23, 26, 64; 128/878, 879  
CPC ..... A41D 20/00  
See application file for complete search history.

D335,196 S \* 4/1993 Lamb ..... D11/3  
5,873,130 A \* 2/1999 Lafferty ..... A41D 13/088  
2/159  
D453,591 S \* 2/2002 Garden ..... D29/120.1  
D551,351 S \* 9/2007 Silva ..... D24/190  
D652,172 S \* 1/2012 Todd ..... D29/120.1  
D656,685 S \* 3/2012 Best ..... D29/120.1  
D671,690 S \* 11/2012 Brady ..... D29/120.1  
D692,619 S \* 10/2013 Best ..... D29/120.1  
8,745,764 B2 \* 6/2014 Niemeyer ..... A41D 20/00  
2/16  
D711,050 S \* 8/2014 Ebrahimi ..... D29/120.1

\* cited by examiner

*Primary Examiner* — Randall Gholson

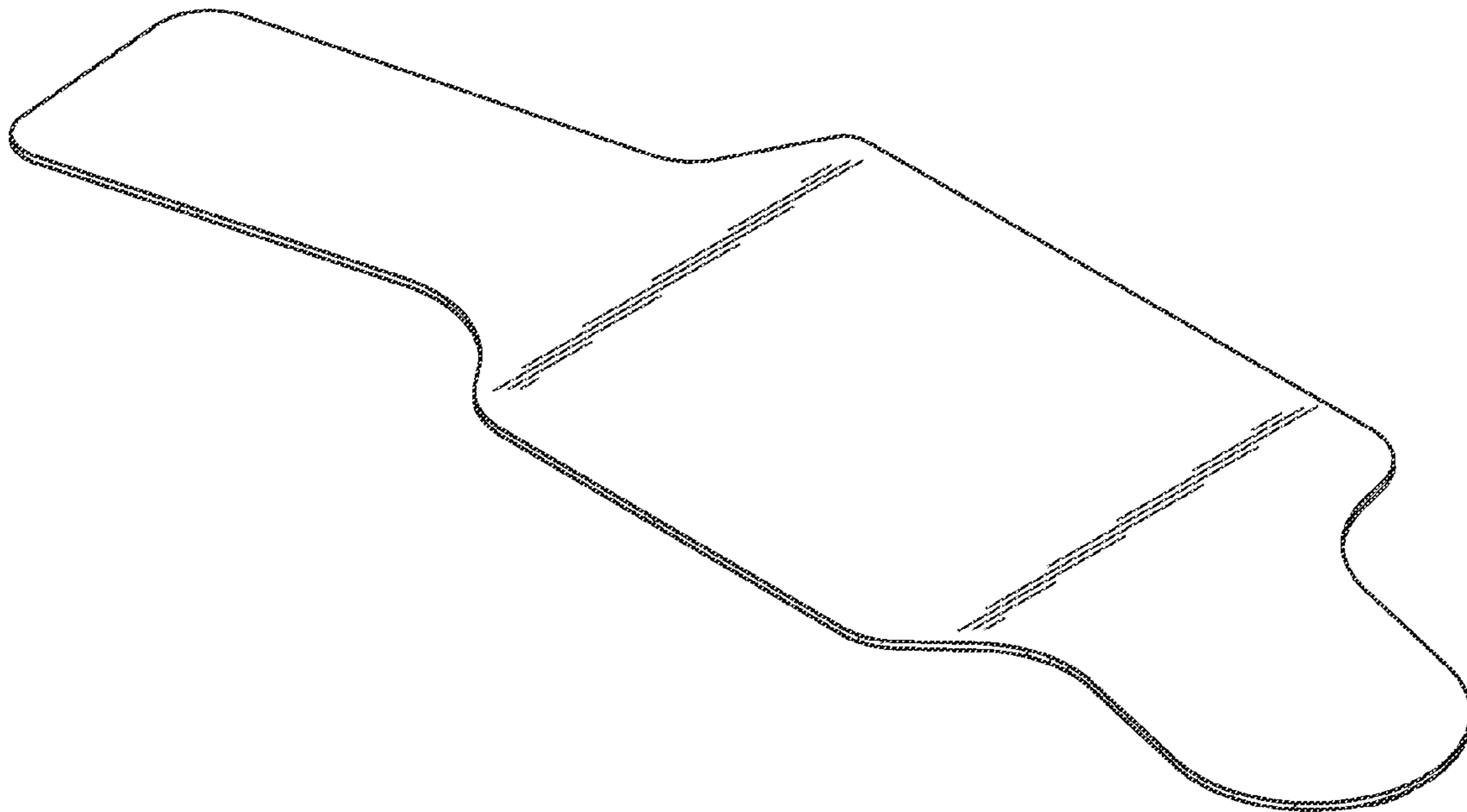
(57) **CLAIM**  
The ornamental design for a safety cuff, as shown and described.

**DESCRIPTION**

FIG. 1 is a perspective view of the design of this invention;  
FIG. 2 is a top view;  
FIG. 3 is a side view;  
FIG. 4 is a front view;  
FIG. 5 is a bottom view;  
FIG. 6 is a second side view;  
FIG. 7 is a rear view; and,  
FIG. 8 is a view denoting the nature and environmental use of the design.  
The broken lines represent environment and form no part of the claimed design.

**1 Claim, 4 Drawing Sheets**

(56) **References Cited**  
U.S. PATENT DOCUMENTS  
964,395 A \* 7/1910 Robert ..... A41D 13/08  
2/59  
4,884,297 A \* 12/1989 Triche ..... A41D 13/08  
2/16



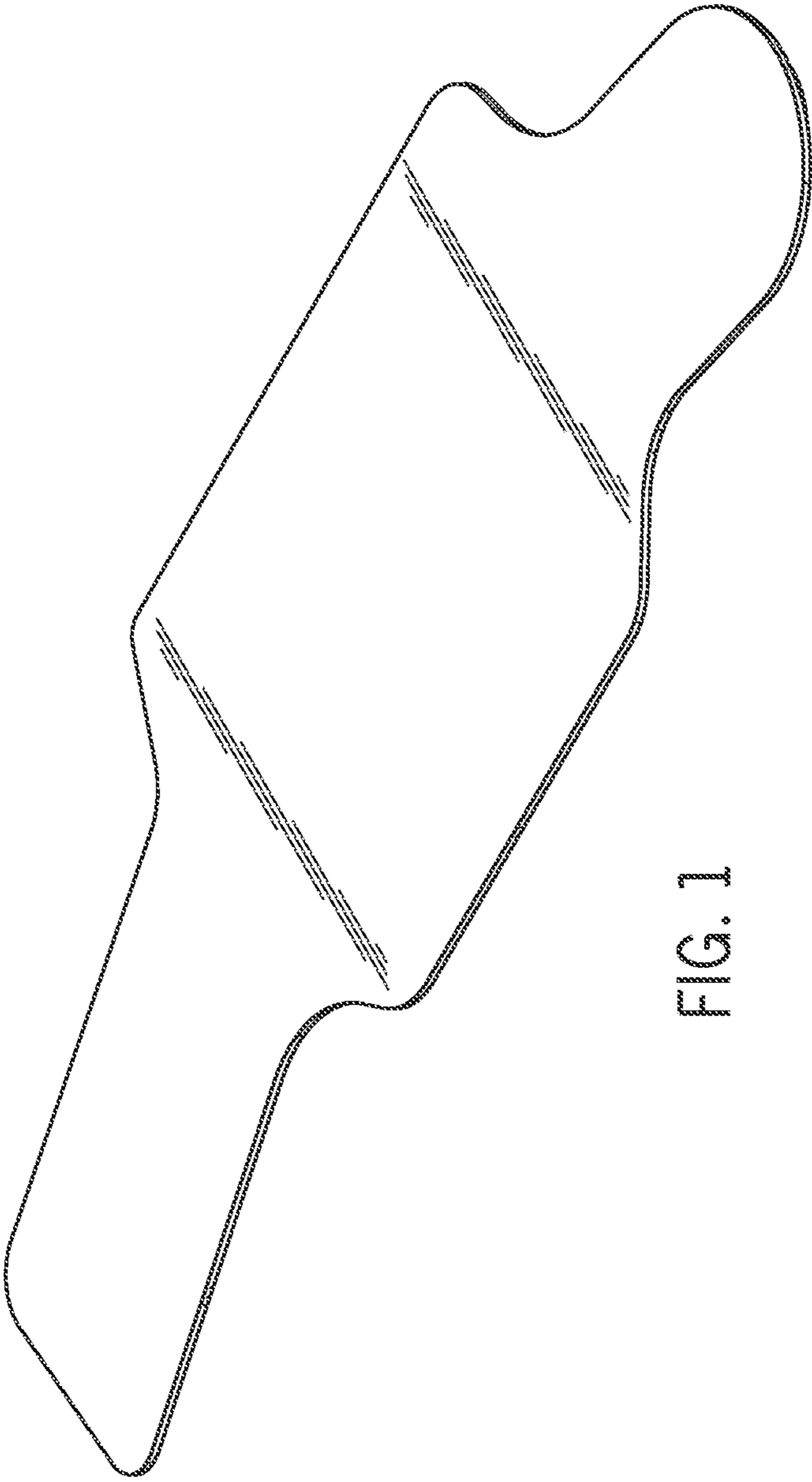


FIG. 1




FIG. 2



FIG. 3



FIG. 4




FIG. 5



FIG. 6



FIG. 7

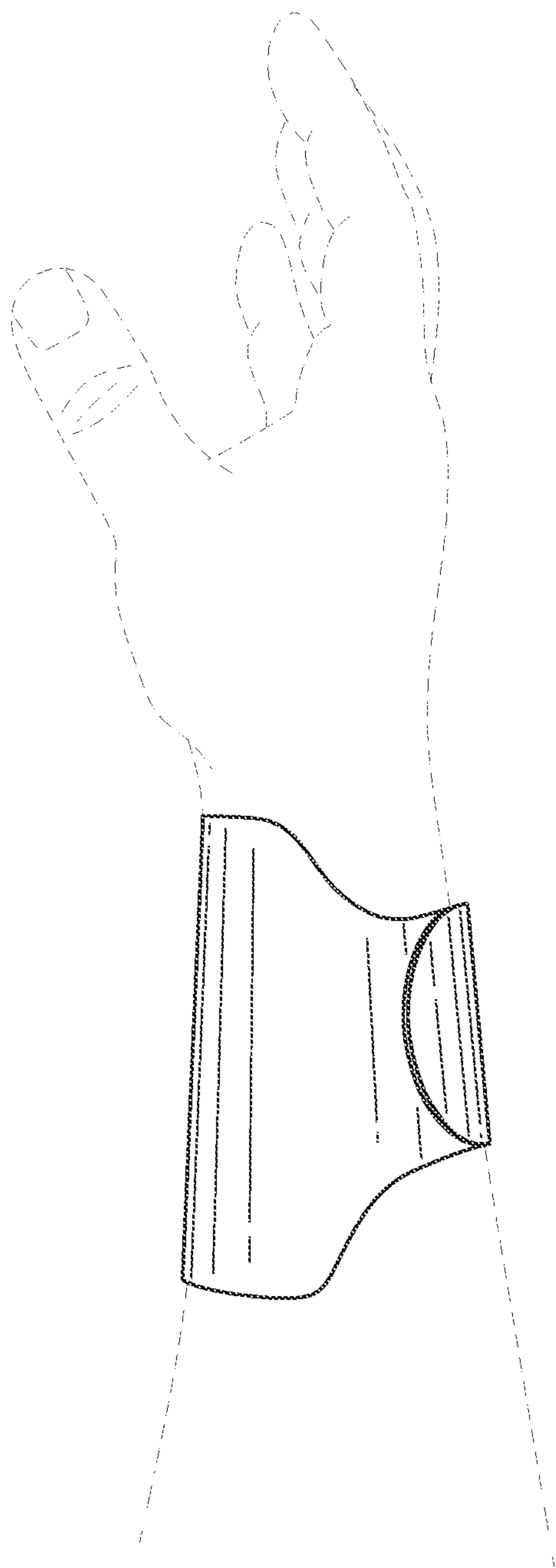


FIG. 8