

US00D762327S

(12) **United States Design Patent**
Villarreal et al.

(10) **Patent No.:** **US D762,327 S**
(45) **Date of Patent:** **** Jul. 26, 2016**

(54) **OVAL-SHAPED LINER**
(71) Applicant: **HCT Group Holdings Limited**, Central (HK)
(72) Inventors: **Armando Villarreal**, Los Angeles, CA (US); **Kamaal Washington**, Santa Monica, CA (US); **Megan Langdon**, Santa Monica, CA (US)

(73) Assignee: **HCT Group Holdings Limited**, Hong Kong (HK)

(**) Term: **14 Years**

(21) Appl. No.: **29/496,238**

(22) Filed: **Jul. 10, 2014**

(51) **LOC (10) Cl.** **28-03**

(52) **U.S. Cl.**
USPC **D28/7; D28/76**

(58) **Field of Classification Search**
USPC D28/7, 76; D19/186, 163, 929
CPC A45D 40/26; A45D 2040/207; A45D 2040/204; A45D 2040/208; A45D 40/205; A45D 40/20; B45K 23/12
See application file for complete search history.

(56) **References Cited**

U.S. PATENT DOCUMENTS

D83,668 S * 3/1931 Sherbinin D19/169
D139,903 S * 1/1945 Baff D19/169
D532,936 S * 11/2006 Bakic D28/76
D535,441 S * 1/2007 Maddy D28/76

D616,608 S * 5/2010 Maddy D28/76
D633,653 S * 3/2011 Lee D28/76
D663,483 S * 7/2012 Lee D28/76
D693,059 S * 11/2013 Tani D28/7
D696,816 S * 12/2013 Kordulla D28/7
D743,101 S * 11/2015 Pires D28/76
2006/0072956 A1 * 4/2006 Tanaka A45D 40/04
401/75
2012/0266907 A1 * 10/2012 Chan A45D 34/042
132/218

* cited by examiner

Primary Examiner — Jennifer Rivard

(74) *Attorney, Agent, or Firm* — Seager, Tufte & Wickhem LLP

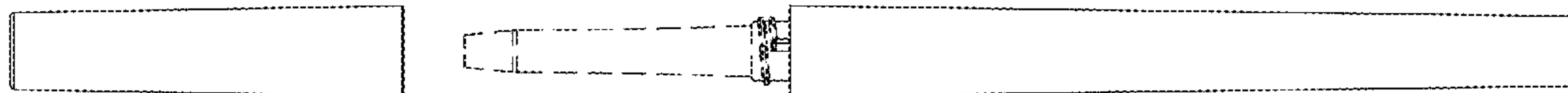
(57) **CLAIM**

We claim the ornamental design for an oval-shaped liner, as shown and described.

DESCRIPTION

FIG. 1 is an enlarged top end view of the oval-shaped liner.
FIG. 2 is an enlarged bottom end view of the oval-shaped liner.
FIG. 3 is a front side view of the oval-shaped liner, the rear side view being a mirror image thereof.
FIG. 4 is a right side view of the oval-shaped liner, the left side view being a mirror image thereof; and,
FIG. 5 is an exploded right side view of the oval-shaped liner with the cap removed.
The broken lines in FIG. 5 illustrate the environment and form no part of the claimed design.

1 Claim, 4 Drawing Sheets



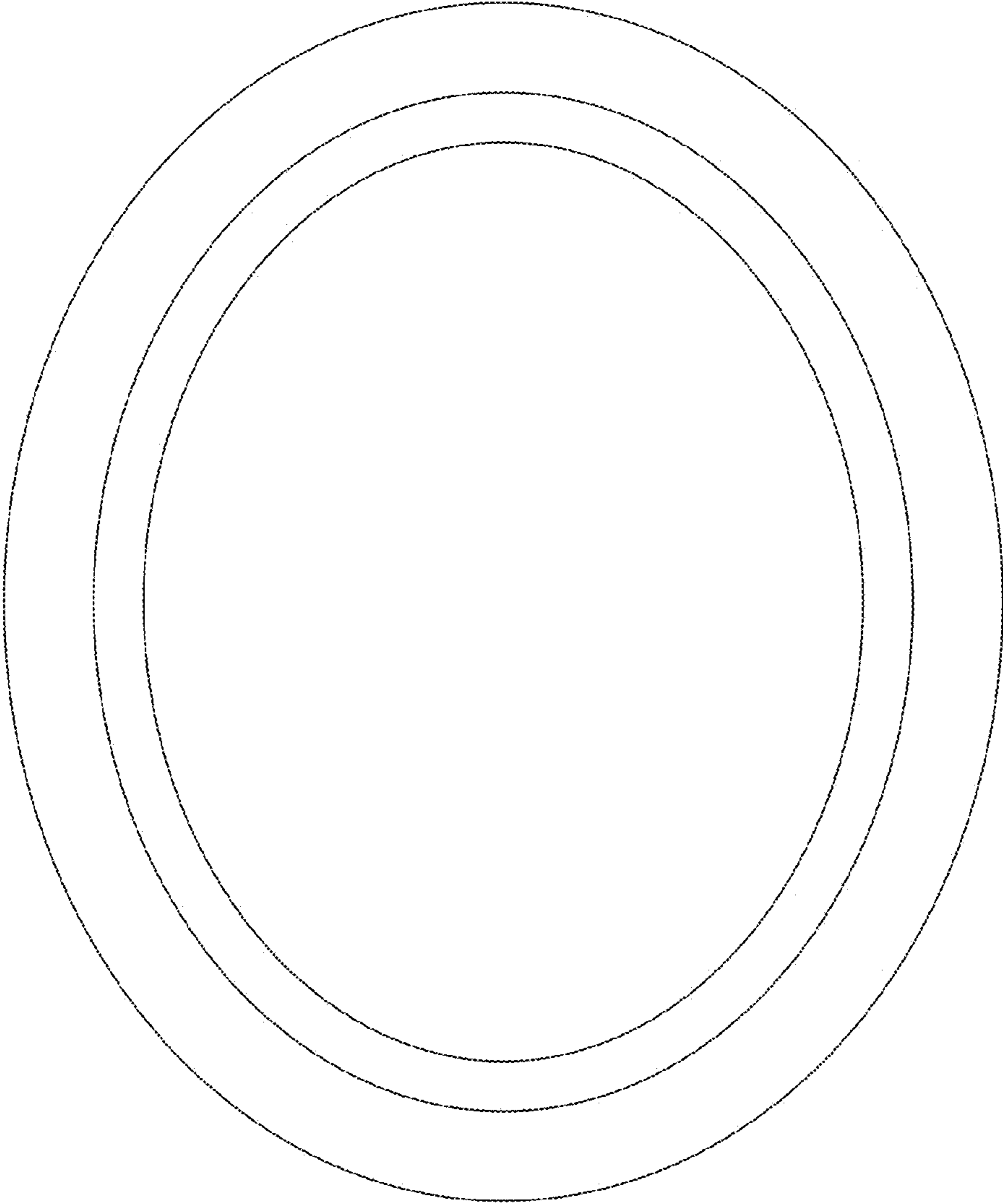


Figure 1

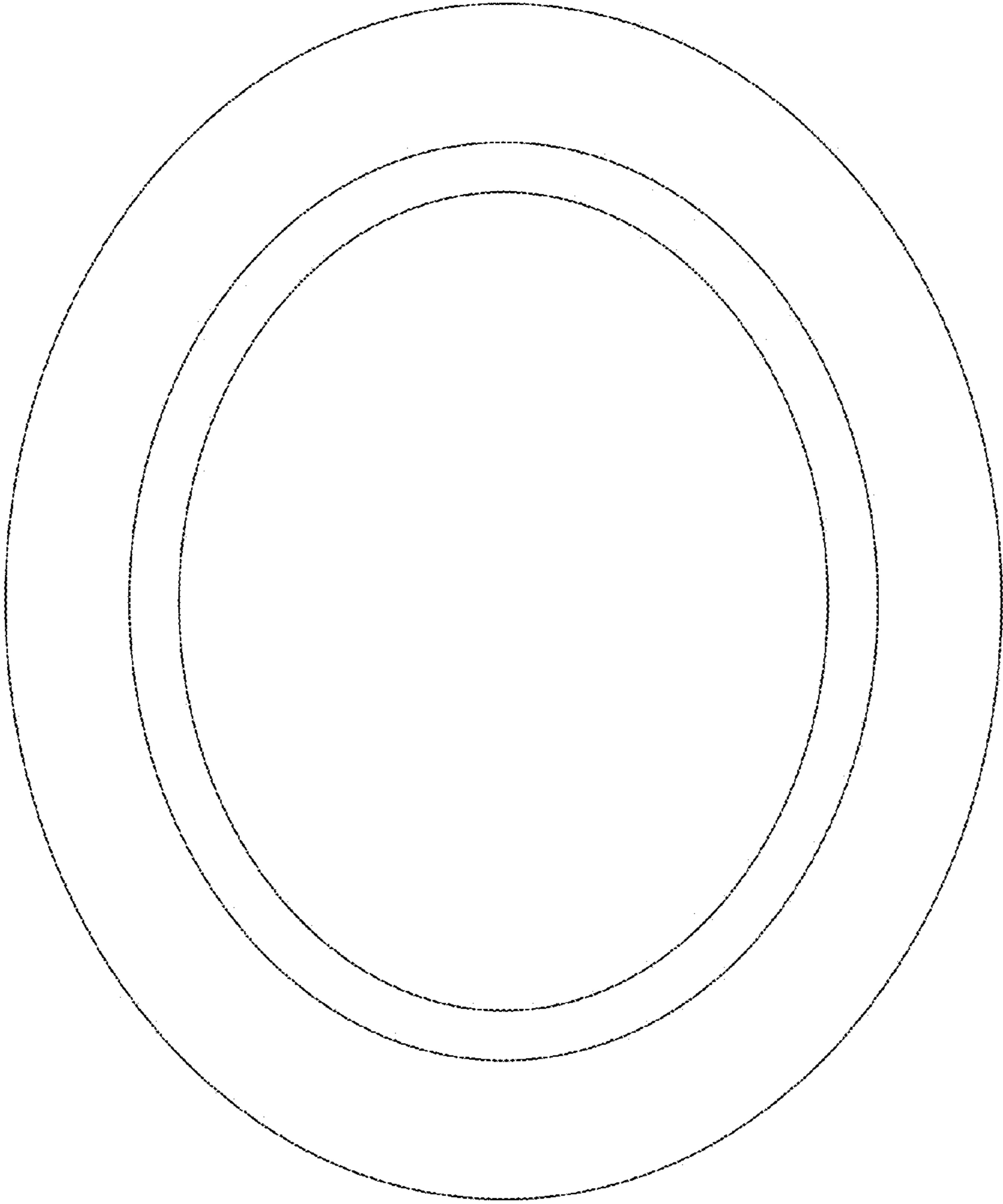


Figure 2




Figure 3



Figure 4




Figure 5