



US00D762316S

(12) **United States Design Patent**
Cox

(10) **Patent No.:** **US D762,316 S**
(45) **Date of Patent:** **** Jul. 26, 2016**

- (54) **ATTACHABLE LIGHT FOR A PAINTBRUSH**
- (71) Applicant: **Jon Terry Cox**, Riverton, WY (US)
- (72) Inventor: **Jon Terry Cox**, Riverton, WY (US)
- (**) Term: **14 Years**
- (21) Appl. No.: **29/487,991**
- (22) Filed: **Apr. 14, 2014**
- (51) **LOC (10) Cl.** **26-02**
- (52) **U.S. Cl.**
USPC **D26/37; D4/199**
- (58) **Field of Classification Search**
USPC D26/37-51, 56-60, 67; 362/103-104,
362/184, 194-196, 202-206; D4/199
CPC F21L 4/00; F21L 4/022; F21L 4/025;
F21L 4/027; F21L 7/00; F21L 19/00; F21V
21/084; F21V 21/0085; F21W 2111/10
See application file for complete search history.

7,401,936 B1 *	7/2008	Fan	A45B 3/04 362/102
D616,127 S *	5/2010	Taiga	D26/60
D642,310 S *	7/2011	Idelson	D26/39
D670,843 S *	11/2012	von Waldthausen	D26/37
D678,573 S *	3/2013	Lane	D26/60
D680,673 S *	4/2013	Levine	D26/60
2012/0227197 A1	9/2012	Fleischer		
2012/0294470 A1	11/2012	Saltalamacchia		
2012/0324663 A1	12/2012	Fleischer		
2013/0301251 A1	11/2013	Blanchette		

* cited by examiner

Primary Examiner — Sandra Morris
(74) *Attorney, Agent, or Firm* — Robert L. Lundstrom

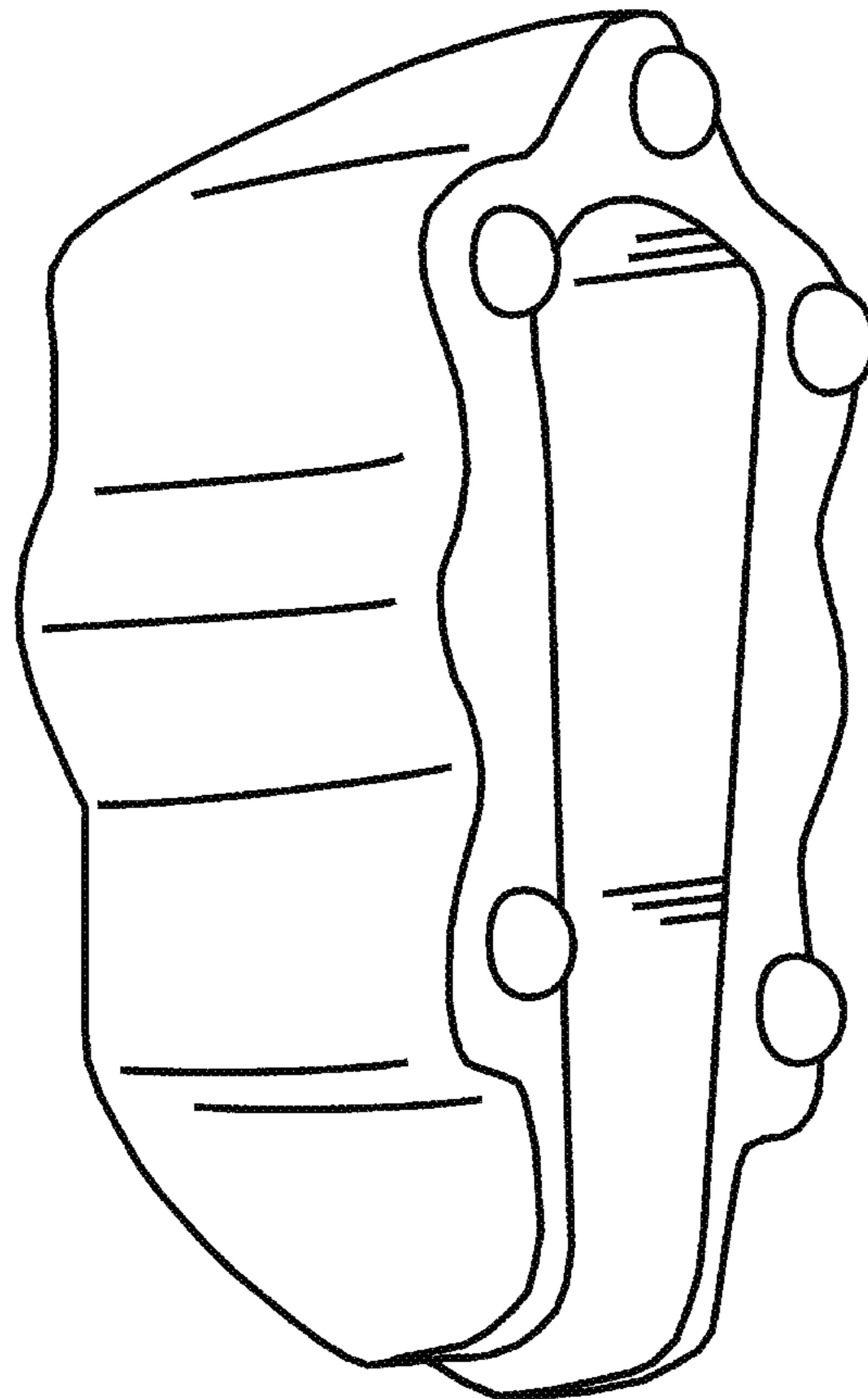
(57) **CLAIM**
I claim the ornamental design for an attachable light for a paintbrush, as shown and described .

DESCRIPTION

FIG. 1 is perspective view of a light that is attachable to a paintbrush in accordance with an embodiment of the present invention;
FIG. 2 is a front view of the light of FIG. 1;
FIG. 3 is a rear view of the light device of FIG. 1;
FIG. 4 is a right side view of the light device of FIG. 1;
FIG. 5 is a left side view of the light device of FIG. 1;
FIG. 6 is a top view of the light device of FIG. 1; and,
FIG. 7 is a bottom view of the light device of FIG. 1.

1 Claim, 7 Drawing Sheets

- (56) **References Cited**
U.S. PATENT DOCUMENTS
D490,923 S * 6/2004 Costa D26/39
D505,742 S * 5/2005 Munoz D26/60
D524,974 S * 7/2006 Zernov D26/37
D572,907 S * 7/2008 Byrne D4/199



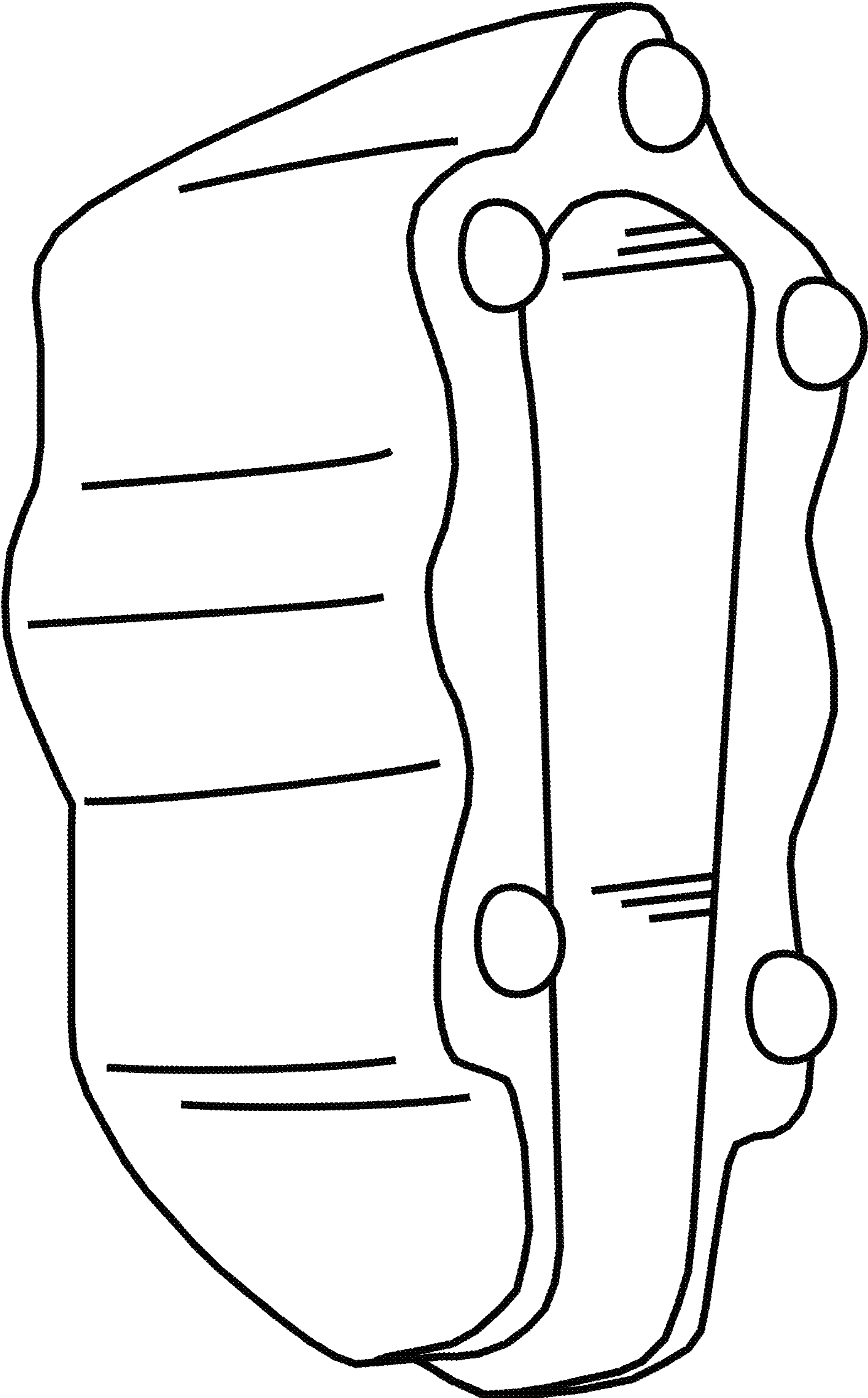


FIG. 1

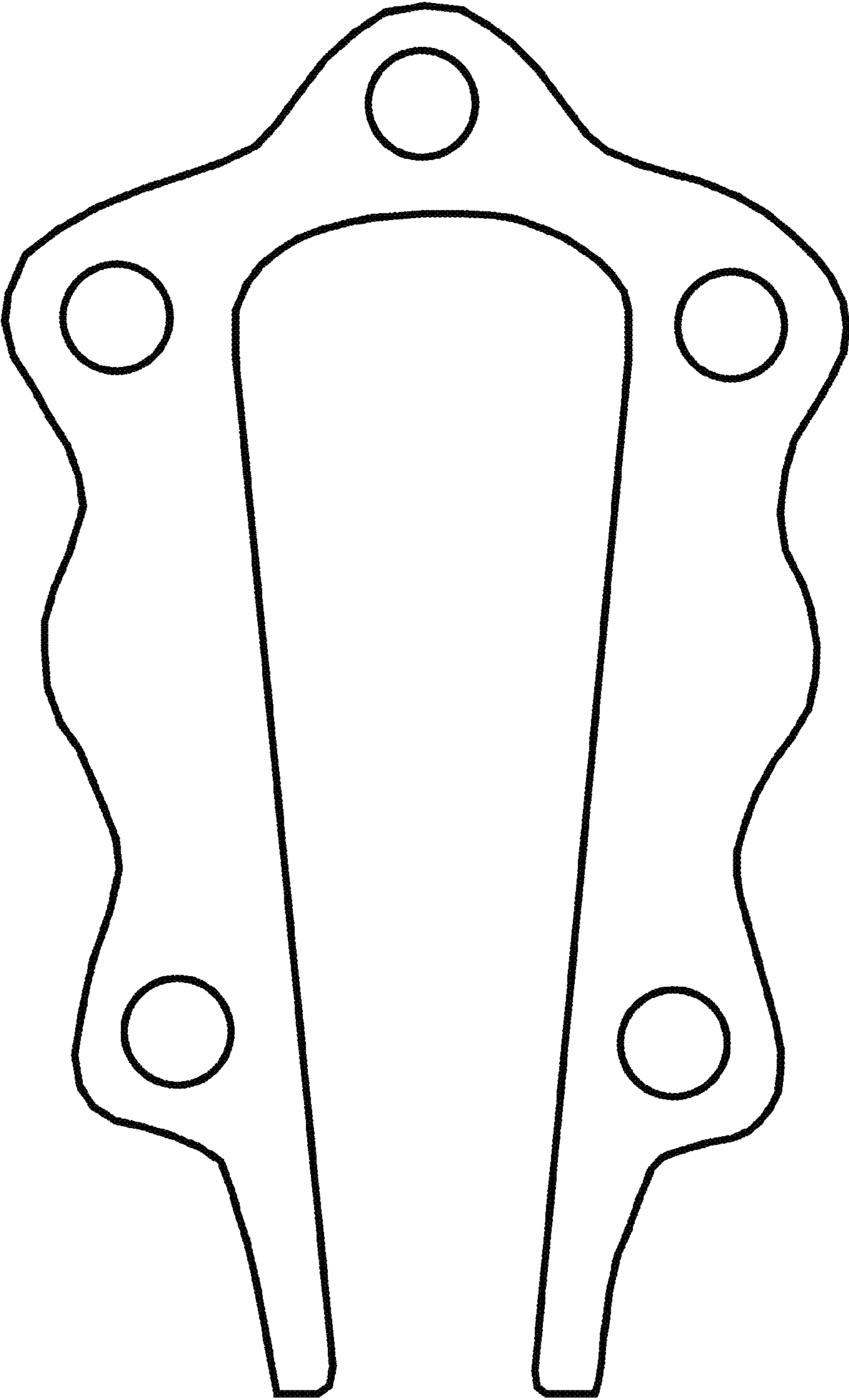


FIG. 2

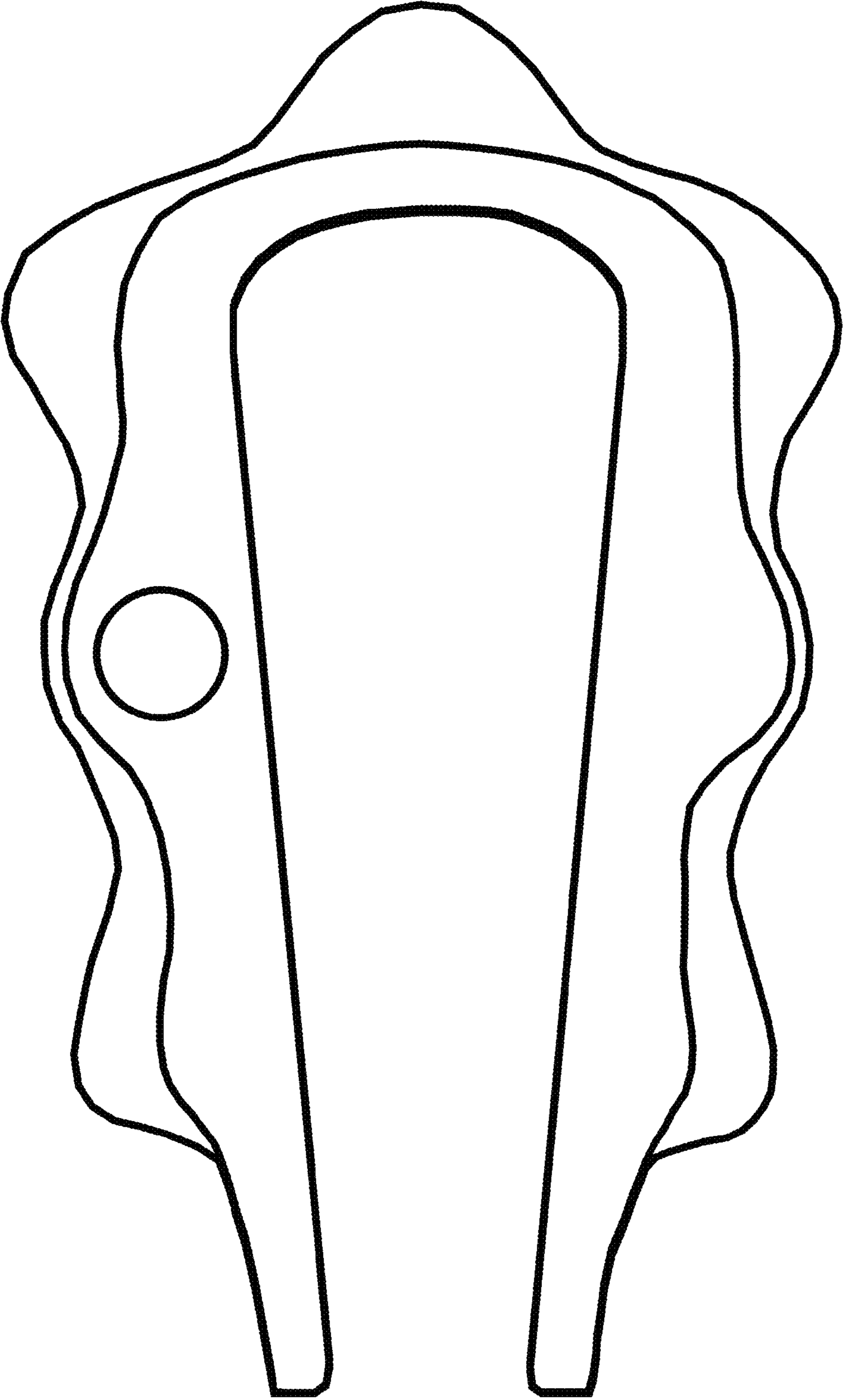


FIG. 3

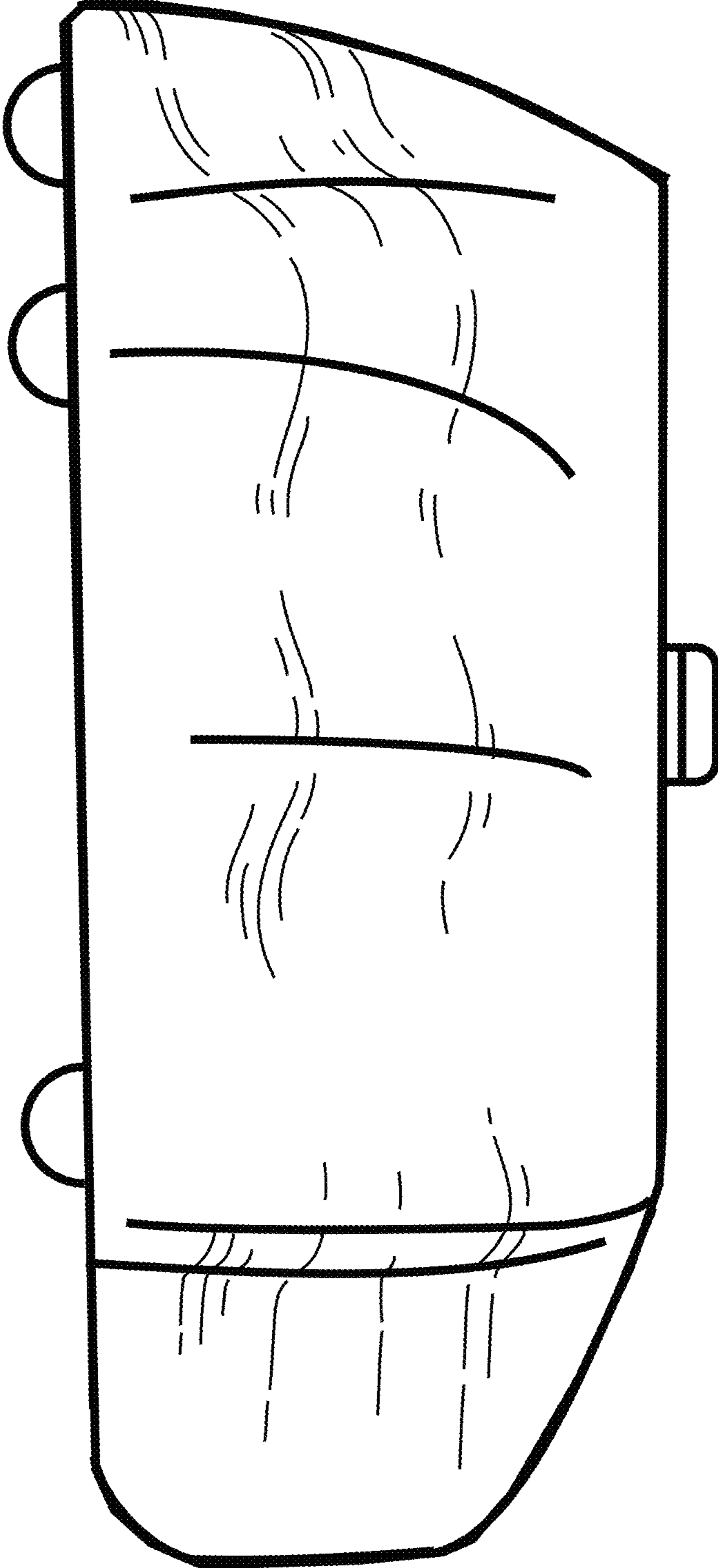


FIG. 4

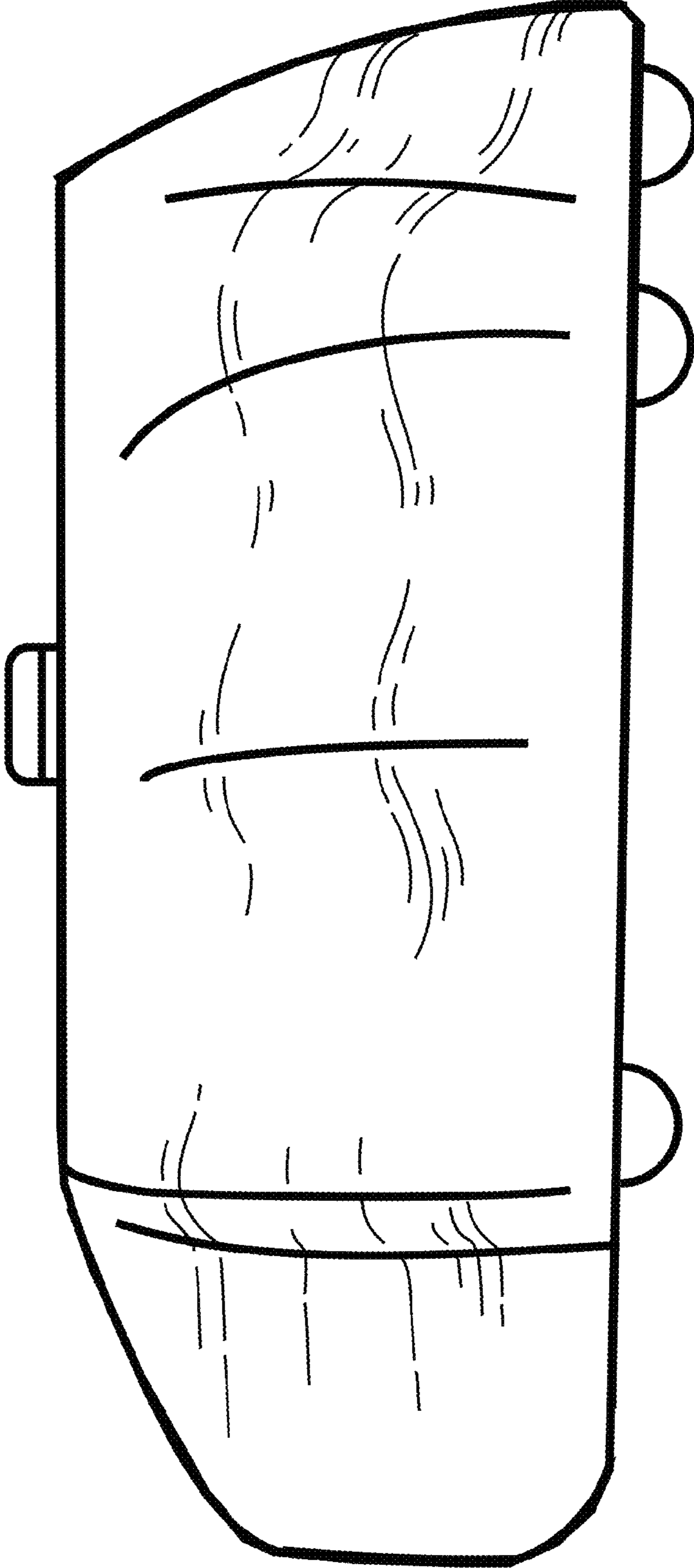


FIG. 5




FIG. 6




FIG. 7