



US00D762311S

(12) **United States Design Patent**
Moon et al.

(10) **Patent No.:** **US D762,311 S**

(45) **Date of Patent:** **** Jul. 26, 2016**

(54) **LIGHT BULB HEAT SINK**

(71) Applicant: **NuWave, LLC**, Libertyville, IL (US)

(72) Inventors: **Jung S. Moon**, Long Grove, IL (US);
Eung Yub Cha, Glenview, IL (US);
Eunjung Huh, Mundelein, IL (US);
Ruiqiu Cen, Shunde (CN); **Xiao Shaoming**, Foshan (CN); **Luo Fei**, Foshan (CN); **Jong Rok Kim**, Seoul (KR); **Mikale K. Kwon**, Hoffman Estates, IL (US)

(73) Assignee: **NuWave, LLC**, Libertyville, IL (US)

(**) Term: **14 Years**

(21) Appl. No.: **29/519,610**

(22) Filed: **Mar. 6, 2015**

(51) **LOC (10) Cl.** **26-04**

(52) **U.S. Cl.**
USPC **D26/2**

(58) **Field of Classification Search**
USPC D26/1-4; 313/313, 315, 316, 317, 318,
313/493; 315/52, 53, 56, 57, 58
CPC F21K 9/00; F21K 9/13; H01J 5/48;
H01J 5/50; H01J 19/54; F21V 5/00
See application file for complete search history.

(56) **References Cited**

U.S. PATENT DOCUMENTS

D471,294 S * 3/2003 Bobel D26/2

D487,939 S * 3/2004 Smith D26/2
D494,688 S * 8/2004 Van de Ven D26/2
D499,820 S * 12/2004 Foo D26/2
D500,872 S * 1/2005 Foo D26/2
D534,665 S * 1/2007 Egawa D26/2
D543,288 S * 5/2007 Bembridge D26/2

* cited by examiner

Primary Examiner — Marcus Jackson

(74) *Attorney, Agent, or Firm* — Bishop Diehl & Lee, Ltd.

(57) **CLAIM**

We claim ornamental designs for the light bulb heat sink, as shown and described.

DESCRIPTION

FIG. 1 illustrates an isometric perspective view **100** of an isometric perspective view of a light bulb heat sink according to an exemplary embodiment of the present invention.

FIG. 2 illustrates a top orthographic perspective view **200** of a light bulb heat sink according to an exemplary embodiment of the present invention.

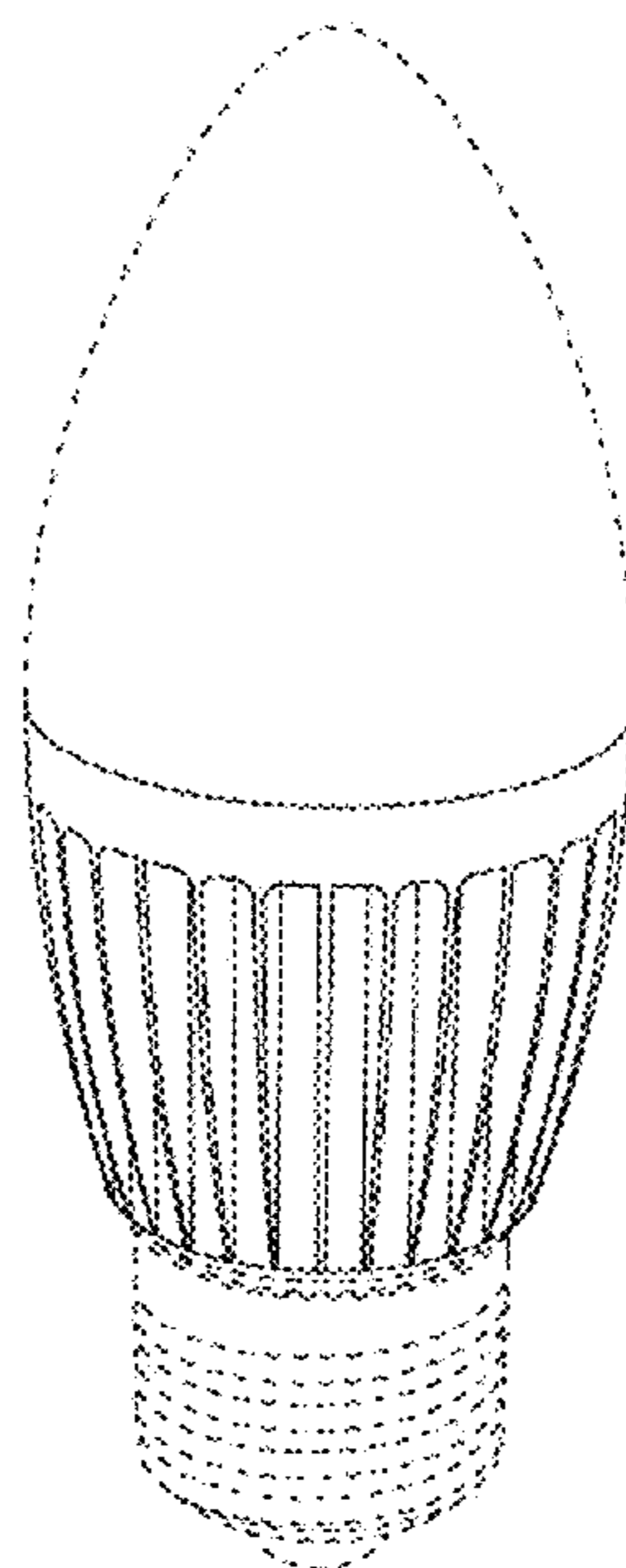
FIG. 3 illustrates a bottom orthographic perspective view **300** of a light bulb heat sink according to an exemplary embodiment of the present invention; and,

FIG. 4 illustrates a side orthographic perspective view **400** of a light bulb heat sink according to an exemplary embodiment of the present invention.

The broken line showing of the other bulb portions is included for the purpose of illustrating only and forms no part of the claimed design.

1 Claim, 3 Drawing Sheets

100



100

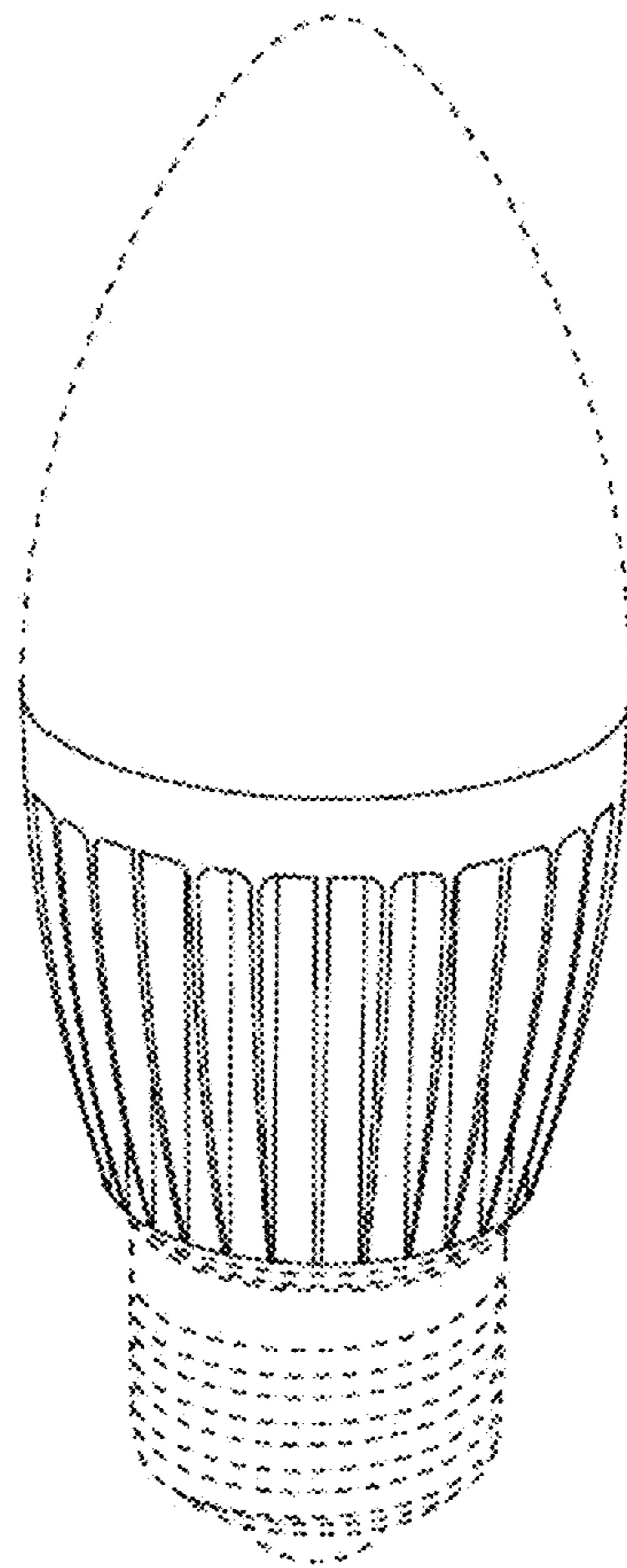


FIG. 1

200

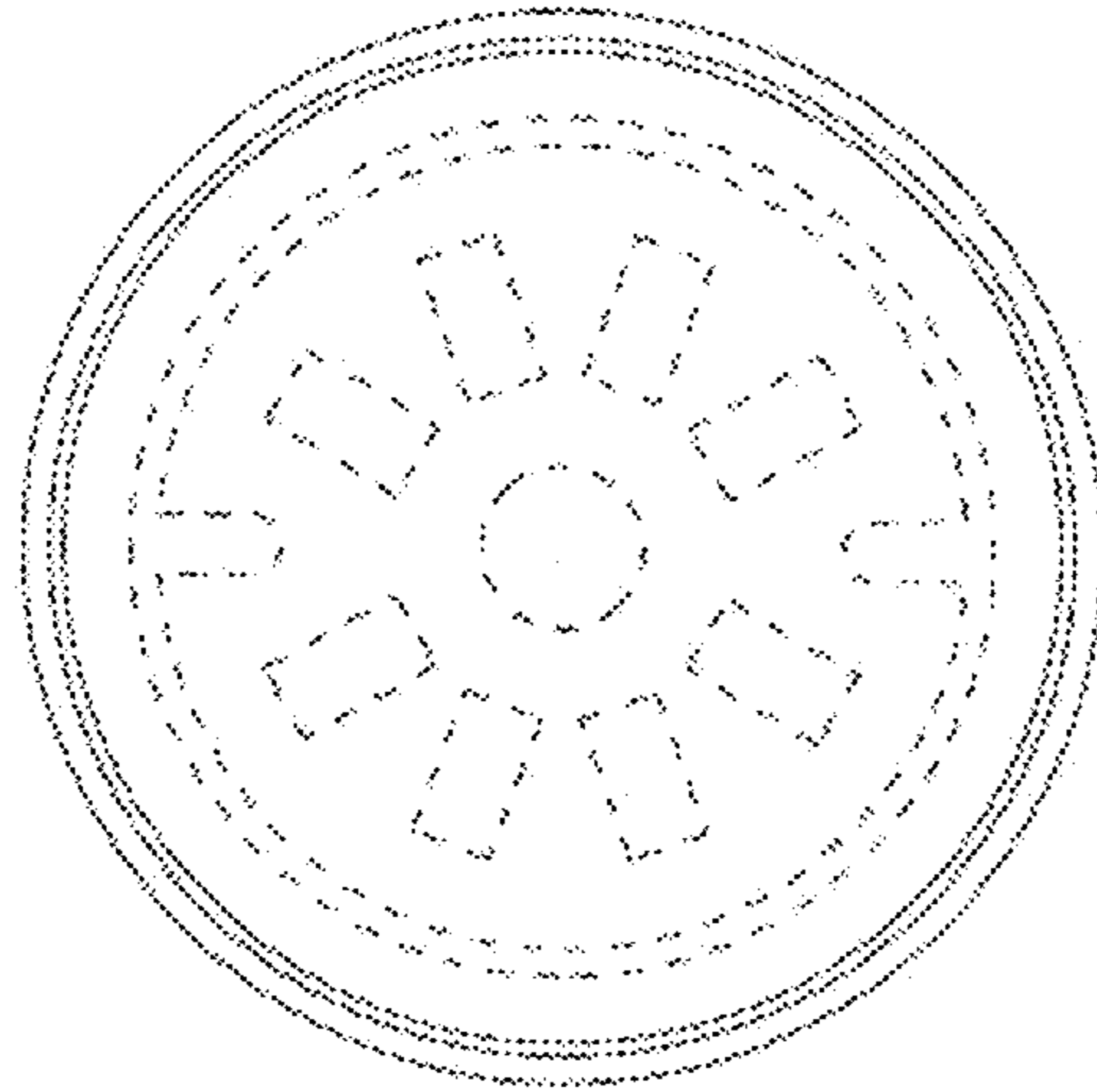


FIG. 2

300

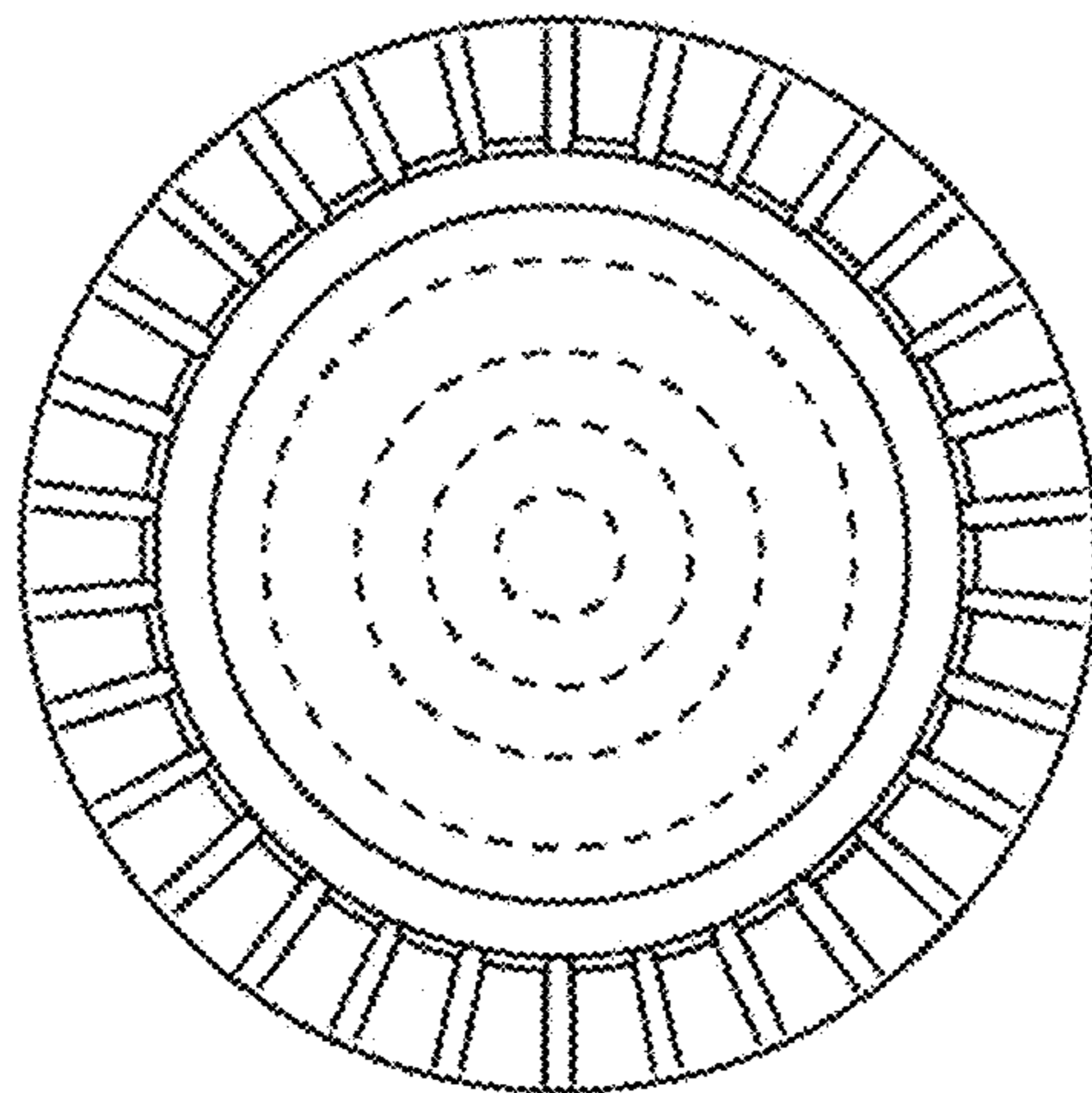


FIG. 3

400

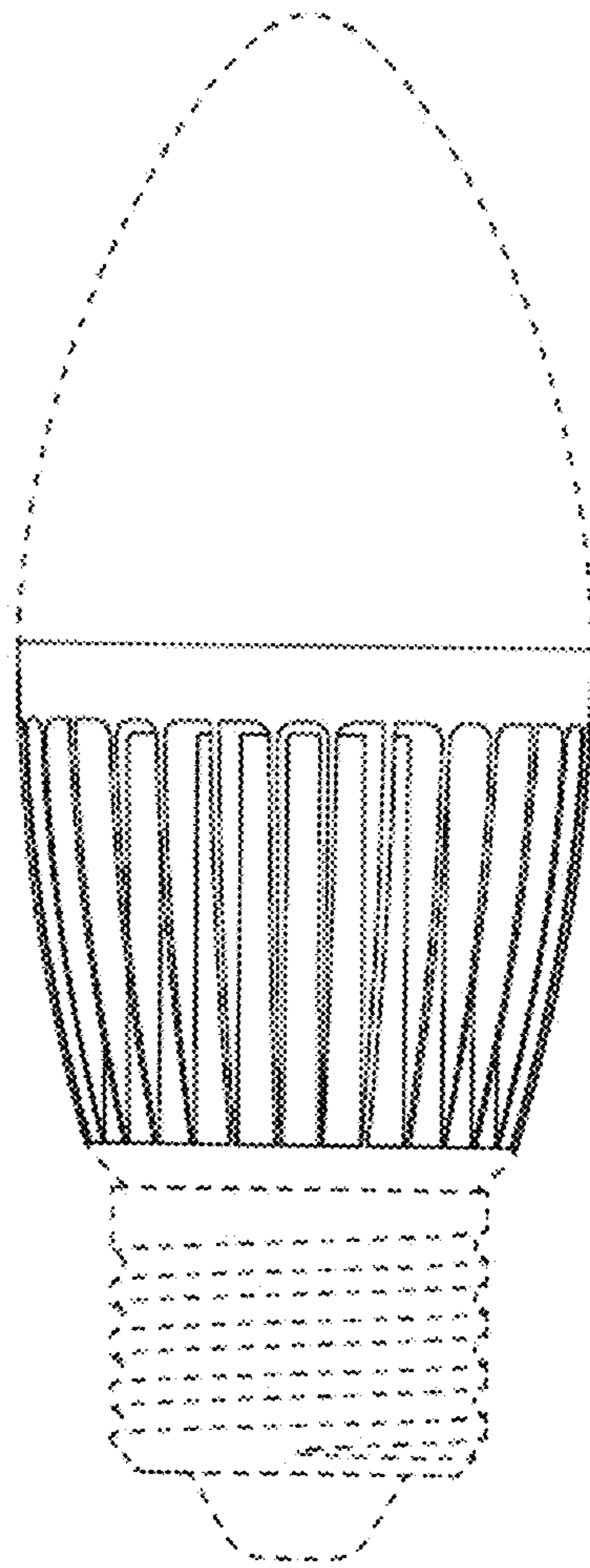


FIG. 4