



US00D762288S

(12) **United States Design Patent**
Baron

(10) **Patent No.:** **US D762,288 S**
(45) **Date of Patent:** **** Jul. 26, 2016**

(54) **STRING HOLDER**

(71) Applicant: **Joseph D. Baron**, Sauk City, WI (US)

(72) Inventor: **Joseph D. Baron**, Sauk City, WI (US)

(**) Term: **14 Years**

(21) Appl. No.: **29/526,253**

(22) Filed: **May 7, 2015**

(51) **LOC (10) Cl.** **23-02**

(52) **U.S. Cl.**
USPC **D23/309**; D21/600

(58) **Field of Classification Search**
USPC D23/303, 309, 313, 295, 301; D11/158;
D21/600

CPC E03B 7/12; E03B 7/10; Y10T 137/1298
See application file for complete search history.

(56) **References Cited**

U.S. PATENT DOCUMENTS

1,845,277	A	2/1932	Hurlburt	
D169,980	S *	7/1953	Knapp	D11/158
3,390,406	A	7/1968	Strout et al.	
5,065,786	A	11/1991	Rozenblatt	
D511,799	S *	11/2005	Weiser	D21/600
7,168,109	B1 *	1/2007	Reid	E03D 9/12 4/661
D562,439	S *	2/2008	Hawkins	D23/295
8,307,848	B2	11/2012	Murg et al.	

8,418,277	B2	4/2013	Okubo et al.
2005/0120476	A1	6/2005	Reid
2009/0300835	A1	12/2009	Belpasso
2014/0000724	A1	1/2014	Park

OTHER PUBLICATIONS

http://articles.southbendtribune.com/2006-01-21/news/26942198_1_burst-water-pipe-heat-tape-faucets.

* cited by examiner

Primary Examiner — Robert Delehanty

(74) *Attorney, Agent, or Firm* — Robert C. Montgomery; Montgomery Patent & Design

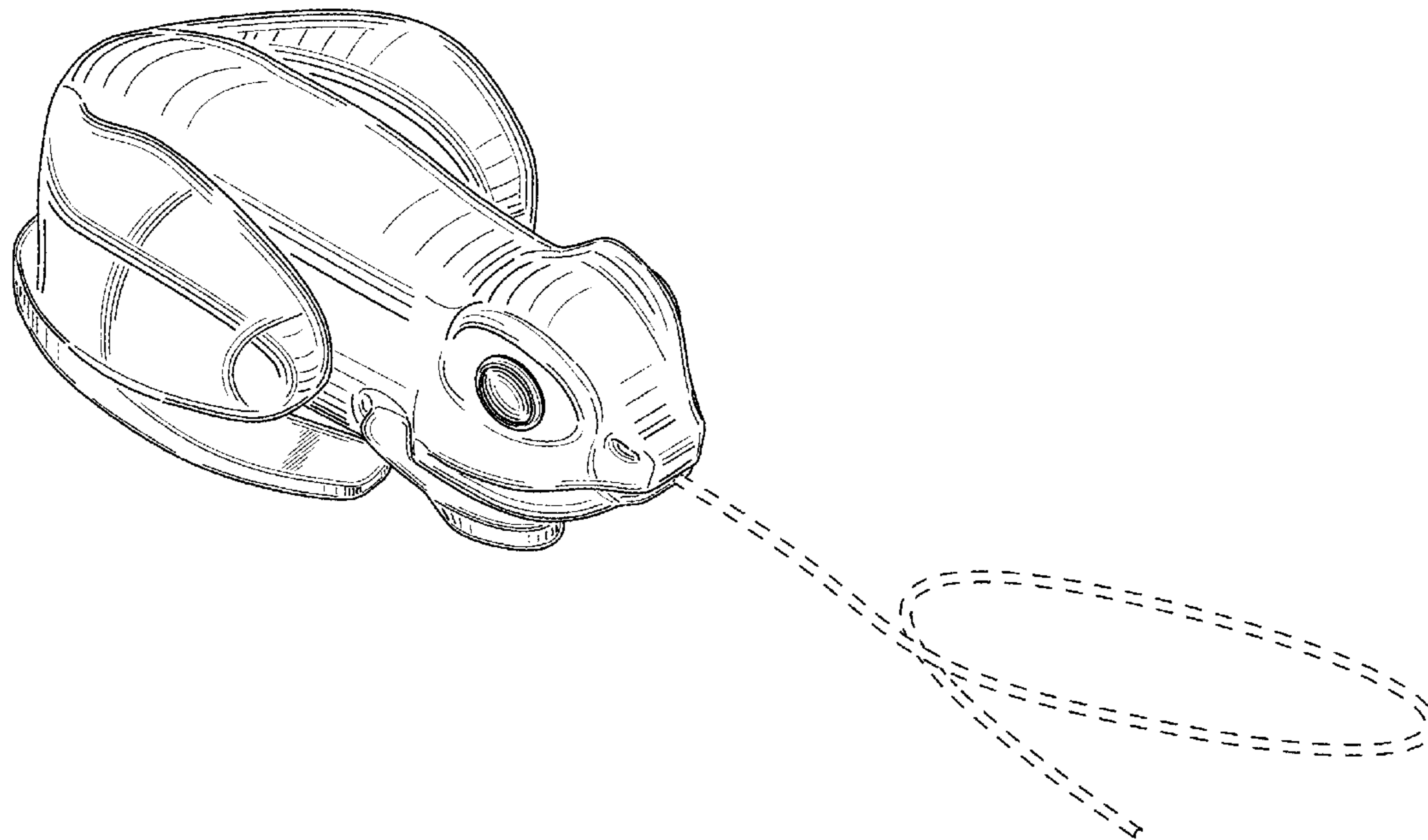
(57) **CLAIM**

The ornamental design for a string holder, as shown and described.

DESCRIPTION

FIG. 1 is a perspective front view of string holder, showing my new design;
FIG. 2 is a front side view thereof;
FIG. 3 is a back side view thereof;
FIG. 4 is a left side view with the right side view being a mirror image thereof;
FIG. 5 is a top side view thereof; and,
FIG. 6 is a bottom side view thereof.
The dashed lines form a boundary area and form no part of the claimed design.

1 Claim, 6 Drawing Sheets






Fig. 1

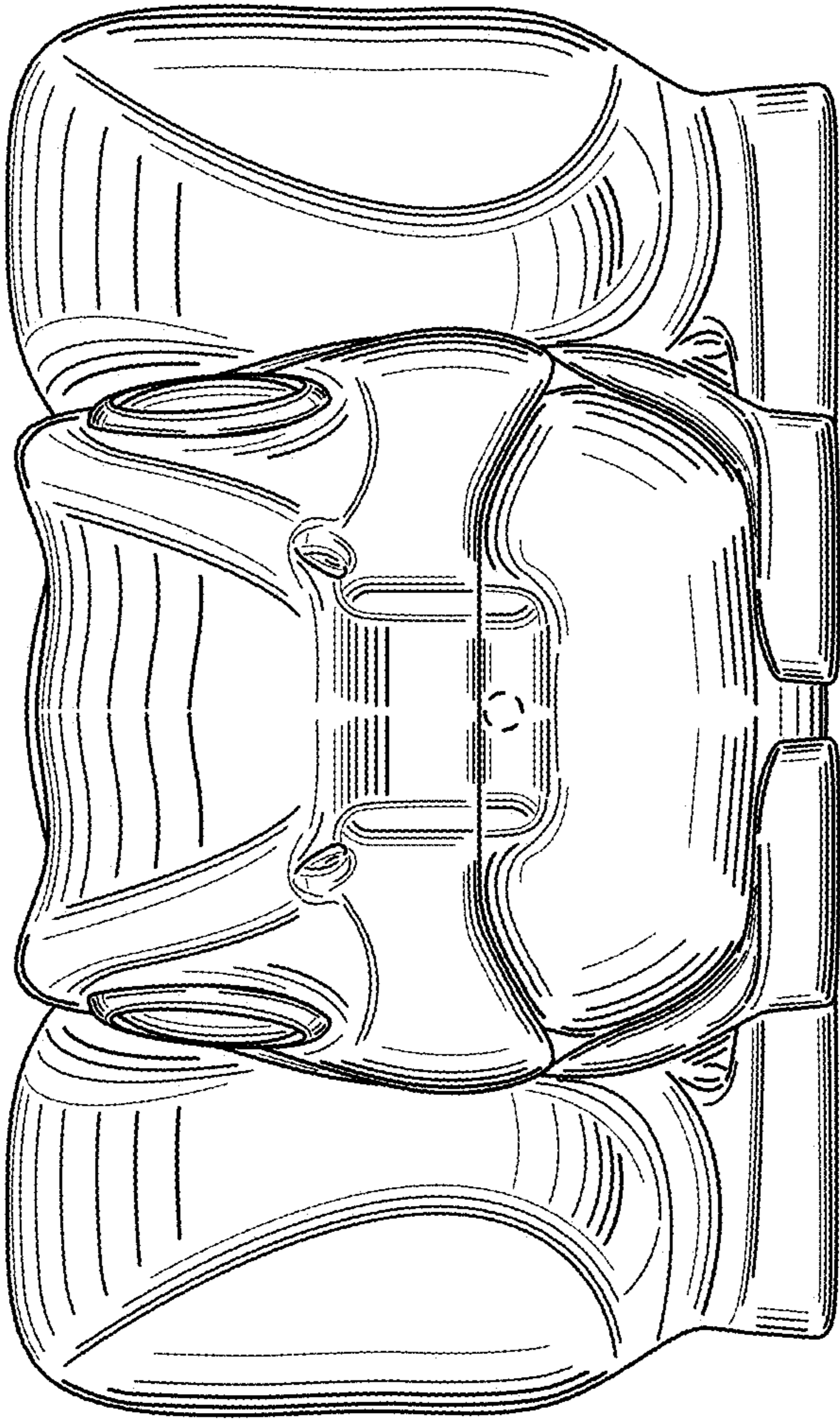


Fig. 2



Fig. 3




Fig. 4



Fig. 5

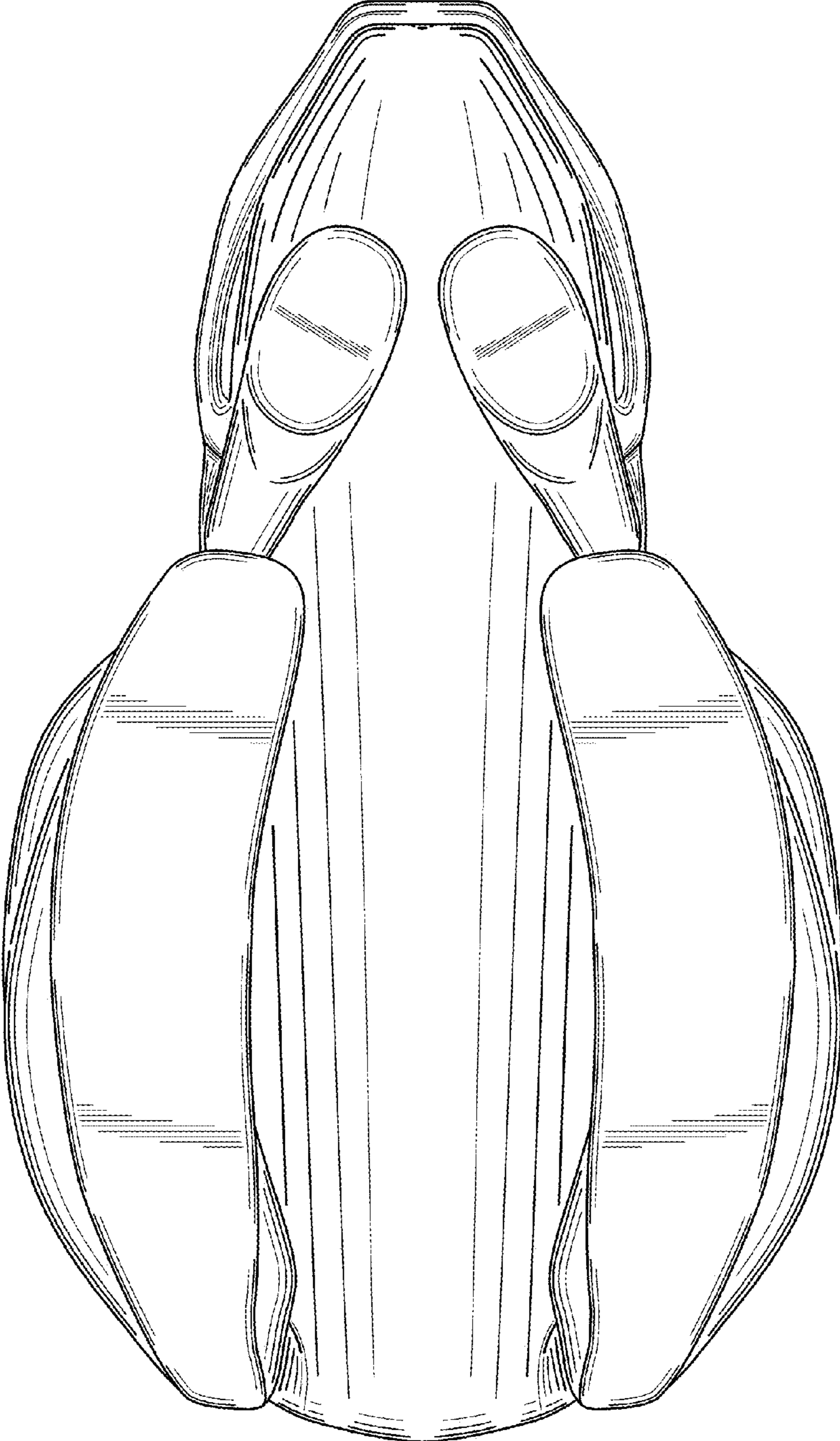


Fig. 6