



US00D762262S

(12) **United States Design Patent**
Richardson

(10) **Patent No.:** **US D762,262 S**
(45) **Date of Patent:** **** Jul. 26, 2016**

(54) **RECORDABLE GREETING CARD**

(71) Applicant: **James R. Richardson**, Chicago Ridge, IL (US)

(72) Inventor: **James R. Richardson**, Chicago Ridge, IL (US)

(**) Term: **14 Years**

(21) Appl. No.: **29/504,678**

(22) Filed: **Oct. 8, 2014**

(51) **LOC (10) Cl.** **19-01**

(52) **U.S. Cl.**
USPC **D19/1**

(58) **Field of Classification Search**
USPC D19/1-10, 20-34, 86;
40/124.01-124.15, 672, 661, 726, 427,
40/445-457, 463; 283/72, 74-75, 63.1;
206/449, 308.3, 472; D21/385; 229/92,
229/92.1, 300; 462/64-66, 17, 55; 345/87,
345/904; 434/317, 169, 362, 185, 308, 368,
434/309, 311, 318, 320, 321; 281/3.1, 15.1,
281/19.1, 21.1, 29, 38; D14/371, 374, 435;
248/444.1

CPC B42D 25/00; B42D 25/23; B42D 25/26;
B42D 25/29; B42D 25/30; B42D 25/285;
B42D 15/022; B42D 15/027; B42D 15/045;
B42D 15/042; B42D 15/02; B42D 15/04;
B42D 2033/02; B42D 2033/04; B42D
2033/10; B42D 2033/16; B42D 2033/18;
B42D 2033/20; B42D 2033/22; B42D
2033/28; B42D 2033/30; G09F 27/00; G09F
1/00; A63H 3/28

See application file for complete search history.

(56) **References Cited**

U.S. PATENT DOCUMENTS

3,798,806	A *	3/1974	Sanford	B42D 15/022 40/124.03
4,484,768	A *	11/1984	Norfleet	B42D 15/02 229/92.8
D341,850	S *	11/1993	Reddock	D19/1
6,981,646	B2	1/2006	Lee et al.		
D580,488	S *	11/2008	Estevez	D19/2
D616,929	S	6/2010	Krivanek et al.		
7,802,386	B2 *	9/2010	Mandelbaum	B42D 15/022 40/124.03
D632,330	S *	2/2011	Qiao	D19/1
D647,559	S *	10/2011	Clegg	D19/1
D649,589	S *	11/2011	Clegg	D19/1
D657,817	S *	4/2012	Mayer	D19/1
D661,732	S *	6/2012	Clegg	D19/1
2003/0182827	A1	10/2003	Youngdahl		
2004/0015776	A1	1/2004	Scott		
2004/0248073	A1	12/2004	Pinkerman et al.		
2005/0271354	A1	12/2005	Yeh		
2007/0171278	A1	7/2007	Chen		
2008/0085095	A1	4/2008	Taccone		

* cited by examiner

Primary Examiner — Abraham Bahta

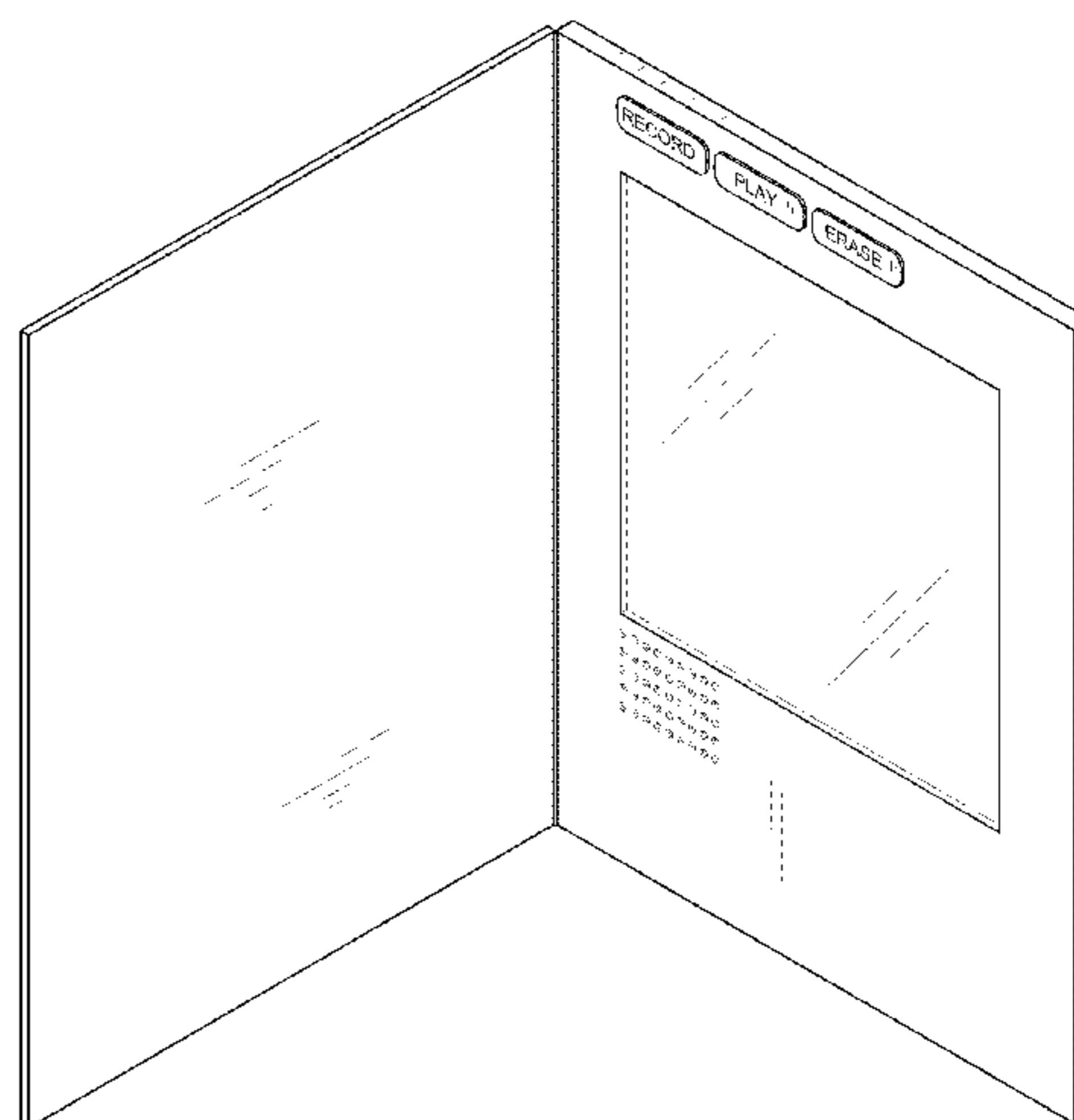

(57) **CLAIM**

The ornamental design for a recordable greeting card, as shown and described.

DESCRIPTION

FIG. 1 is a front view of a recordable greeting card showing my new design in an open position;
FIG. 2 is a rear view of the recordable greeting card;
FIG. 3 is a side view of the recordable greeting card;
FIG. 4 is a side view of the recordable greeting card;
FIG. 5 is a top view of the recordable greeting card;
FIG. 6 is a top front side perspective view of the recordable greeting card; and,
FIG. 7 is a bottom front side view of the recordable greeting card.

1 Claim, 7 Drawing Sheets



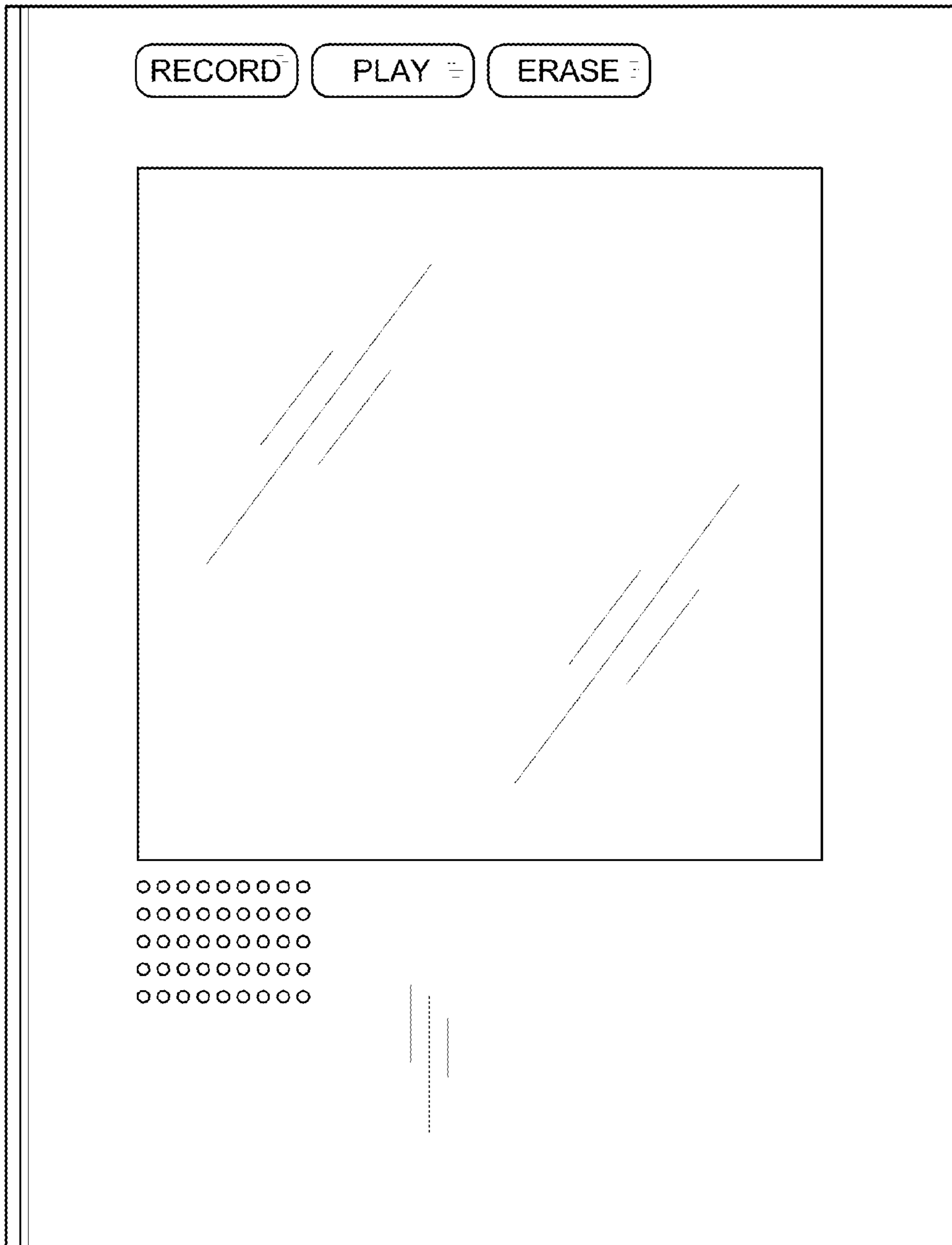


FIG. 1




FIG. 2




FIG. 3




FIG. 4




FIG. 5

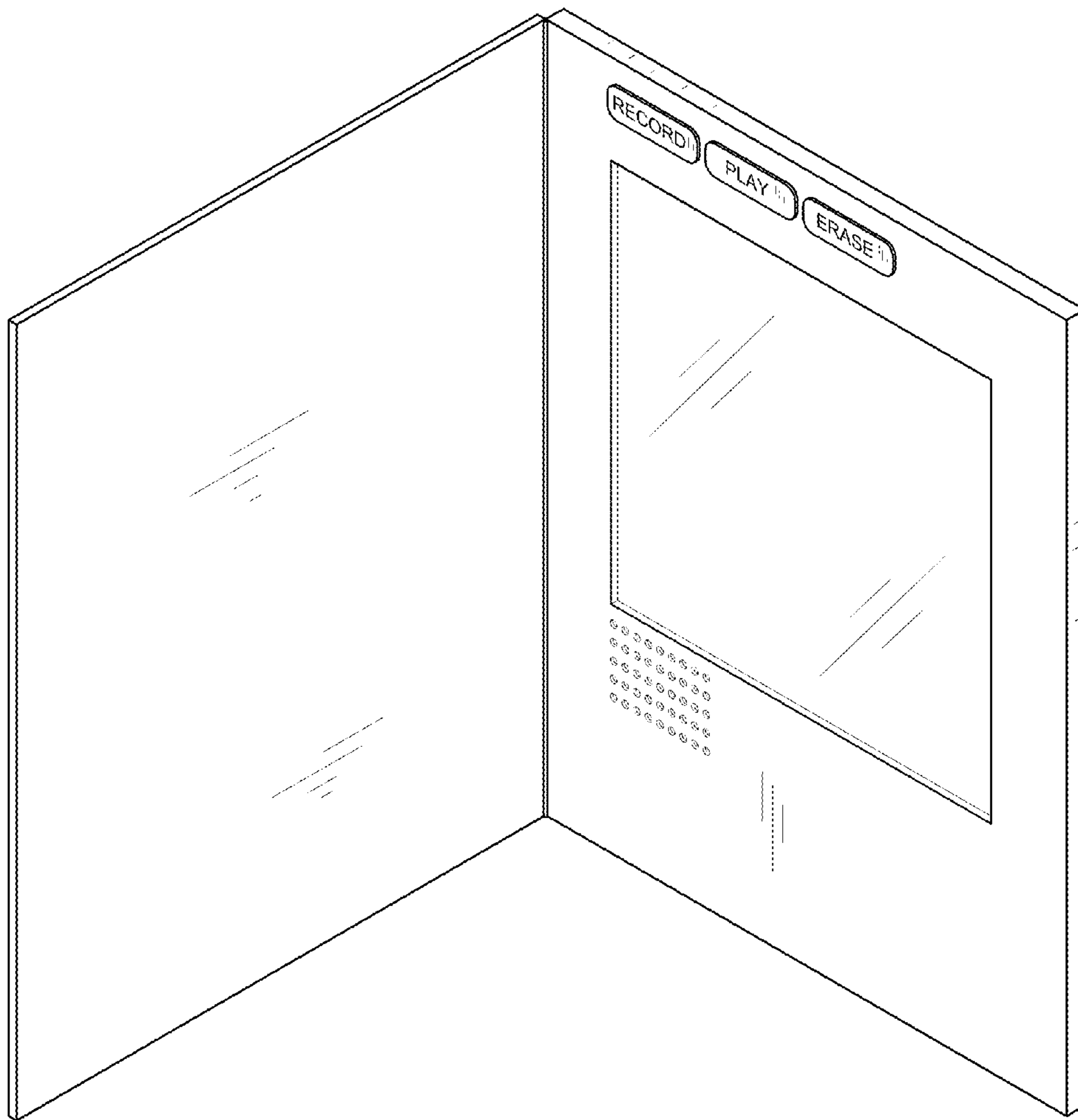


FIG. 6

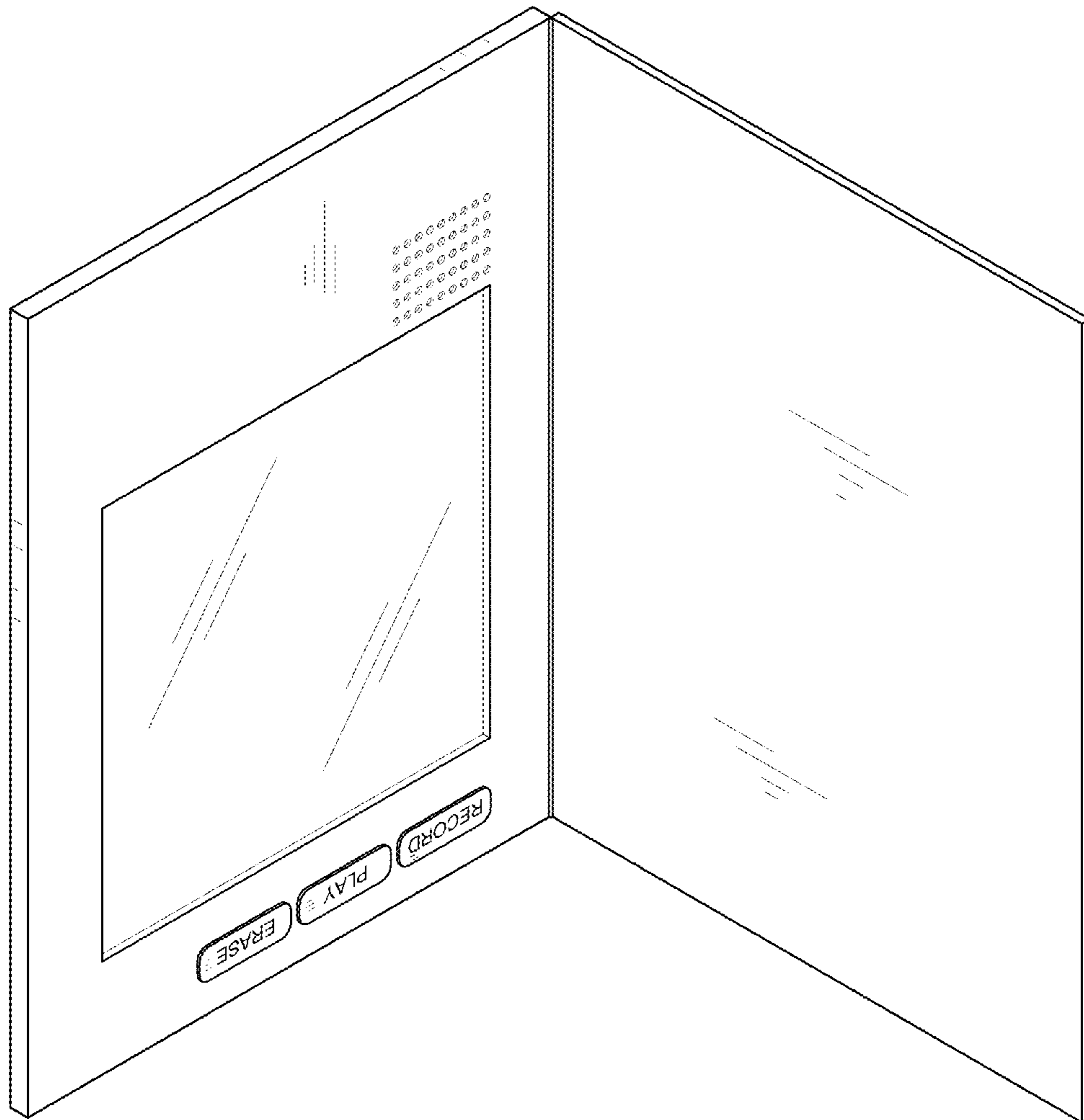


FIG. 7