



US00D762249S

(12) **United States Design Patent**  
**Kim et al.**

(10) **Patent No.:** **US D762,249 S**  
(45) **Date of Patent:** **\*\* Jul. 26, 2016**

(54) **REFRIGERATOR**

(71) Applicant: **LG ELECTRONICS INC.**, Seoul (KR)

(72) Inventors: **Sooyeon Kim**, Seoul (KR); **Miyoung Kim**, Seoul (KR); **Yoonsang Kim**, Seoul (KR); **Songyi Han**, Seoul (KR)

(73) Assignee: **LG ELECTRONICS INC.**, Seoul (KR)

(\*\*) Term: **15 Years**

(21) Appl. No.: **29/531,335**

(22) Filed: **Jun. 25, 2015**

(30) **Foreign Application Priority Data**

Feb. 5, 2015 (KR) ..... 30-2015-0006401

(51) **LOC (10) Cl.** ..... **15-07**

(52) **U.S. Cl.**  
USPC ..... **D15/86**

(58) **Field of Classification Search**  
USPC ..... D15/79-91  
CPC ..... F25B 21/02; F25B 2321/02; F25B 1/005;  
F25B 2321/0252; F25B 1/00; F25B 1/10;  
F25B 21/04; F25B 2339/047; F25B 5/02;  
F25B 7/00; F25B 13/00; F25B 1/053; F25B  
2309/06; F25B 2321/021; F25B 2321/023;  
F25D 23/028; F25D 23/02; F25D 25/025;  
F25D 23/00; F25D 2323/021; F25D 11/00;  
F25D 2323/024; F25D 23/04; F25D 29/00;  
F25D 25/02; F25D 25/024; F25D 27/005;  
F25D 23/12; F25D 29/005; F25D 17/042;  
F25D 2325/021

See application file for complete search history.

(56) **References Cited**

U.S. PATENT DOCUMENTS

D614,208	S	*	4/2010	Seo	.....	D15/86
D657,403	S	*	4/2012	Hwang	.....	D15/86
D684,610	S	*	6/2013	Seo	.....	D15/86
D696,700	S	*	12/2013	Seo	.....	D15/86
D707,266	S	*	6/2014	Yunho	.....	D15/86
D707,734	S	*	6/2014	Seo	.....	D15/86
D714,361	S	*	9/2014	Seo	.....	D15/86
D714,362	S	*	9/2014	You	.....	D15/86
D716,847	S	*	11/2014	You	.....	D15/86
D718,350	S	*	11/2014	Jeon	.....	D15/86
D727,375	S	*	4/2015	You	.....	D15/86
D741,380	S	*	10/2015	Ogg	.....	D15/86

\* cited by examiner

*Primary Examiner* — Daniel Bui

*Assistant Examiner* — Khawaja Anwar

(74) *Attorney, Agent, or Firm* — Ked & Associates LLP

(57) **CLAIM**

We claim the ornamental design for a refrigerator, as shown and described.

**DESCRIPTION**

FIG. 1 is a perspective view of a refrigerator showing our new design;

FIG. 2 is a front elevation view thereof;

FIG. 3 is a rear elevation view thereof;

FIG. 4 is a left-side elevation view thereof;

FIG. 5 is a right-side elevation view thereof;

FIG. 6 is a top plan view thereof; and,

FIG. 7 is a bottom plan view thereof.

**1 Claim, 6 Drawing Sheets**

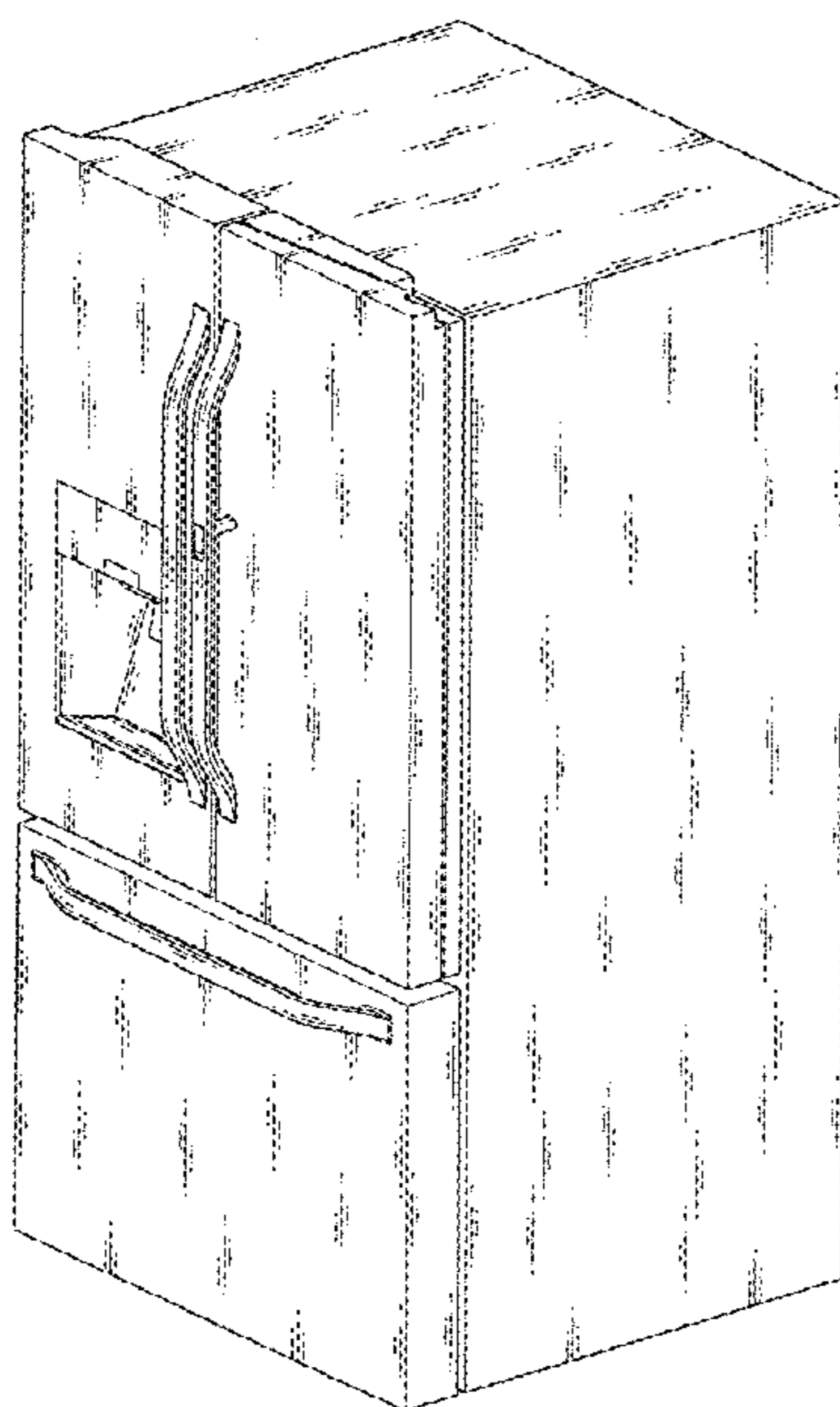


FIG. 1

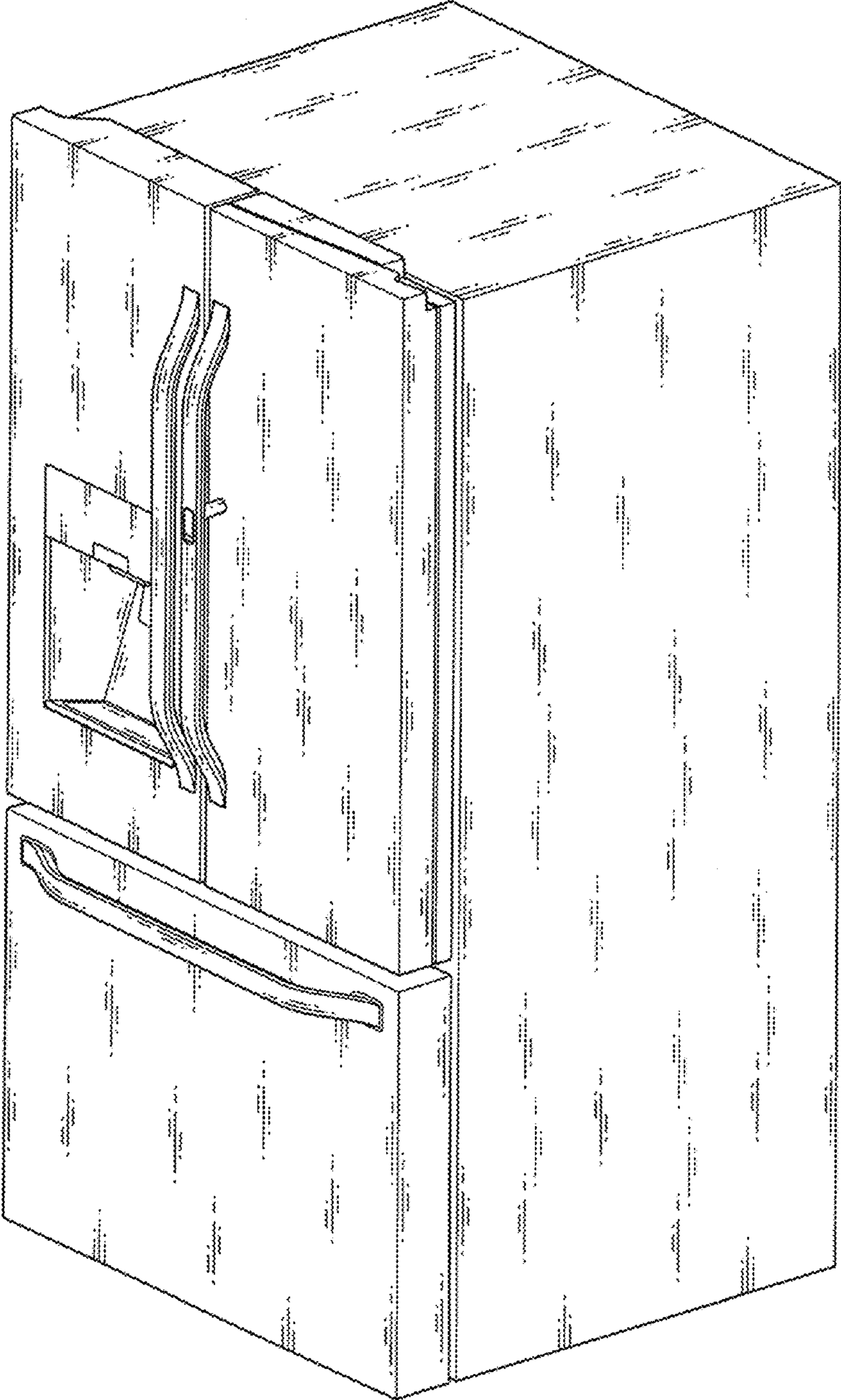


FIG. 2

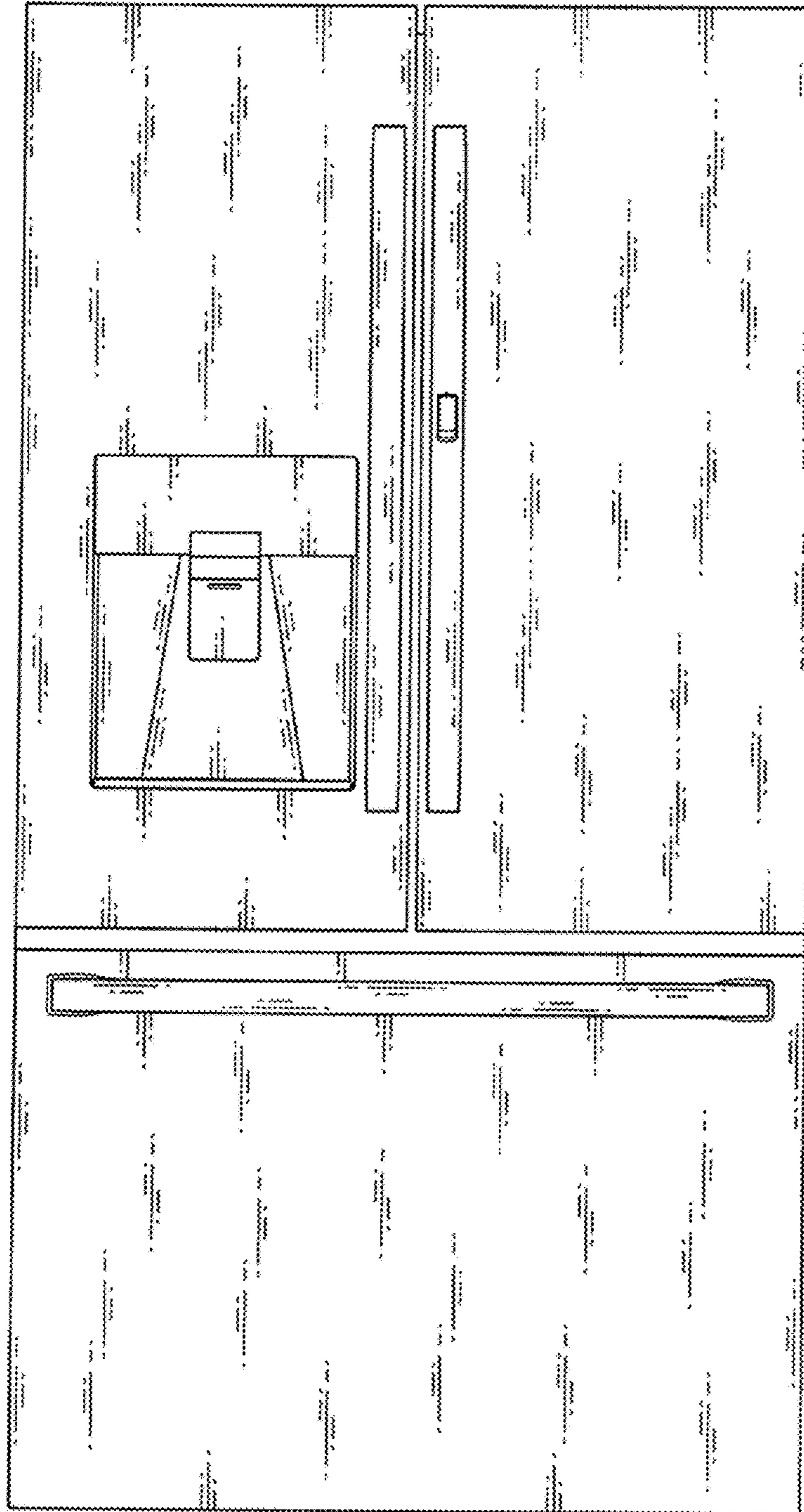


FIG. 3




FIG. 4

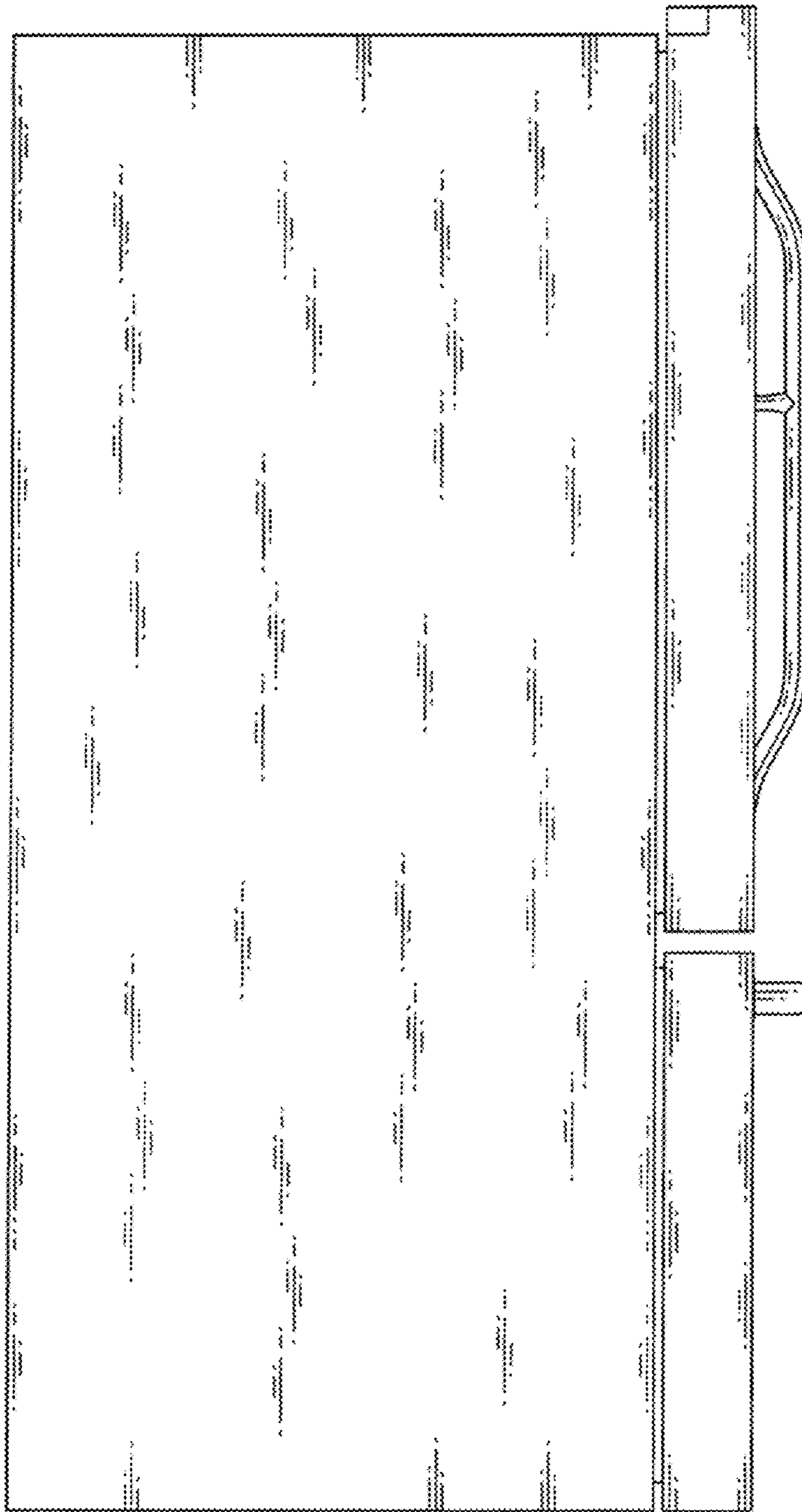


FIG. 5

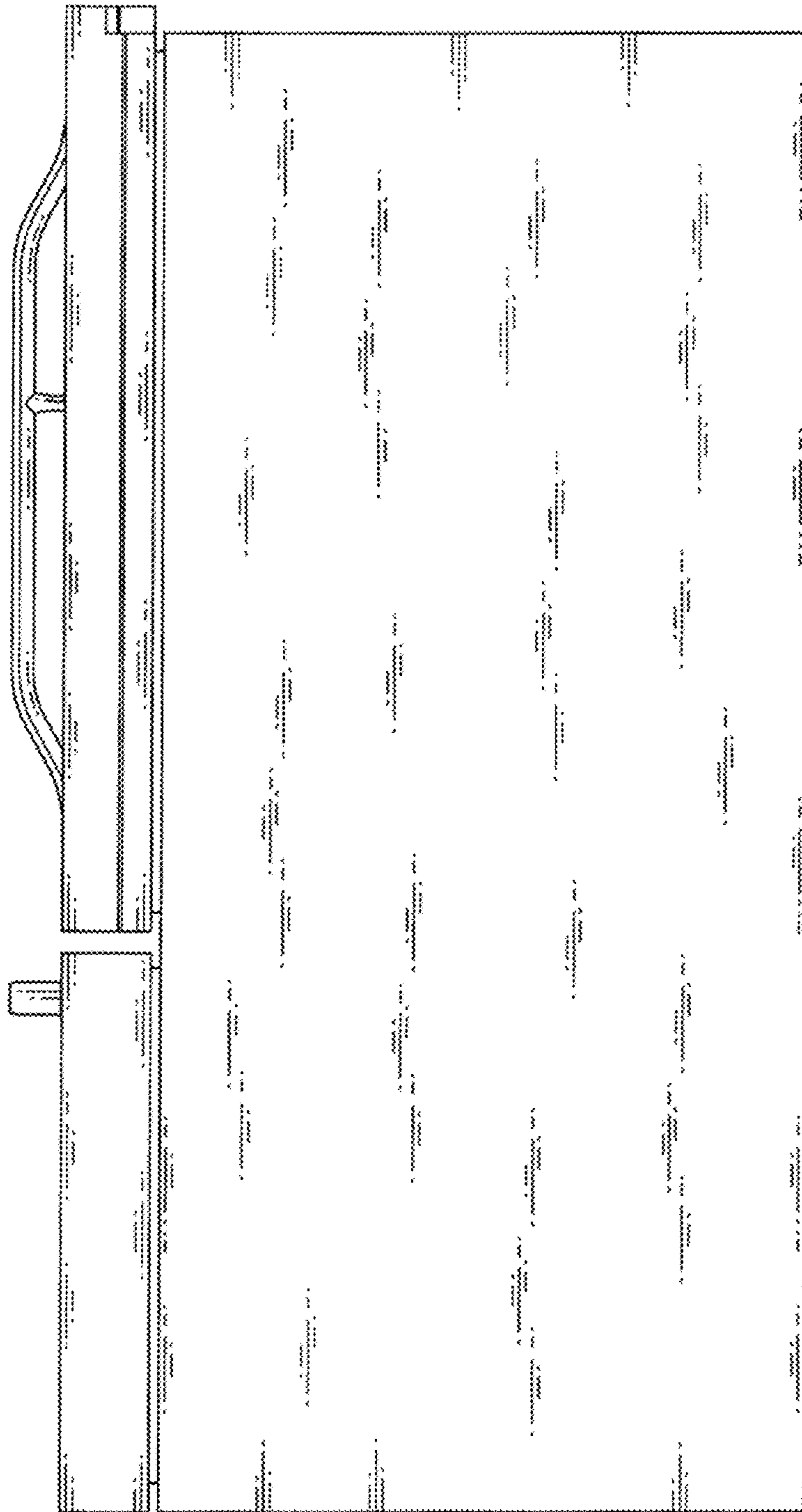


FIG.6

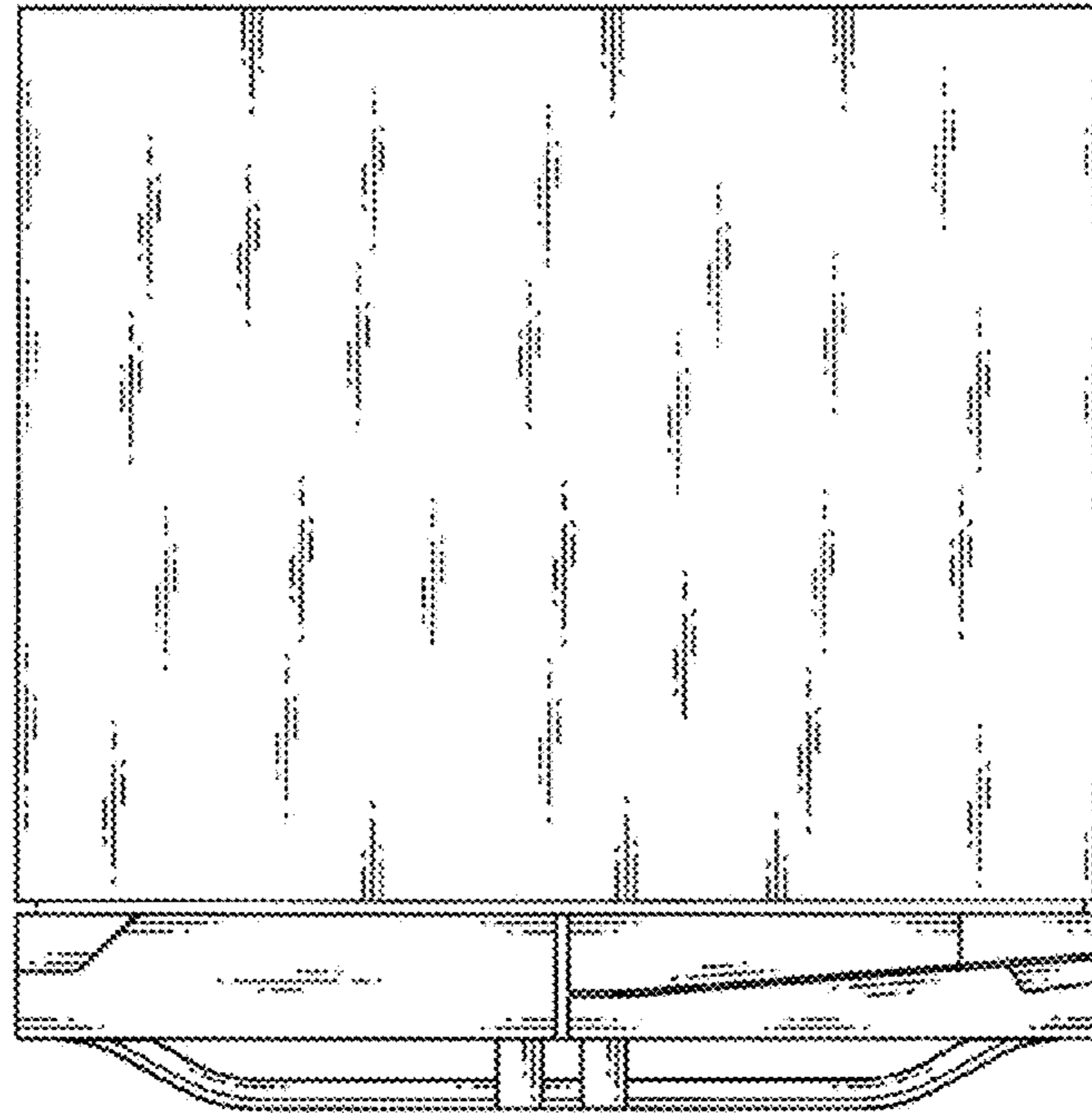


FIG.7

