



US00D762234S

(12) **United States Design Patent**
Li et al.

(10) **Patent No.:** **US D762,234 S**
(45) **Date of Patent:** **** Jul. 26, 2016**

(54) **DISPLAY SCREEN WITH AN ANIMATED GRAPHICAL USER INTERFACE**

(71) Applicant: **LE SHI ZHI XIN ELECTRONIC TECHNOLOGY (TIANJIN) LIMITED**, Beijing (CN)

(72) Inventors: **Yumei Li**, Beijing (CN); **Lingling Yang**, Beijing (CN)

(73) Assignee: **Le Shi Zhi Electronic Technology (Tianjin) Limited**, Beijing (CN)

(**) Term: **14 Years**

(21) Appl. No.: **29/511,105**

(22) Filed: **Dec. 5, 2014**

(30) **Foreign Application Priority Data**

Jun. 6, 2014 (CN) 2014 3 0170563

(51) **LOC (10) Cl.** **14-04**

(52) **U.S. Cl.**
USPC **D14/486**; D14/487; D14/488

(58) **Field of Classification Search**
USPC D14/485–495
CPC . H04N 1/00424; G06F 3/0481; G06F 3/0484;
G06F 3/0485; G06F 3/0486; G06F 1/1692
See application file for complete search history.

(56) **References Cited**

U.S. PATENT DOCUMENTS

- 5,703,696 A * 12/1997 Sakai H04N 1/00352
358/404
- 6,498,658 B1 * 12/2002 Sekikawa H04N 1/00384
358/1.1
- D674,840 S * 1/2013 Van Den Broecke D14/248
- D693,835 S * 11/2013 Daniel D14/486
- D696,265 S * 12/2013 d'Amore D14/485
- D714,816 S * 10/2014 Varon D14/486
- D732,055 S * 6/2015 Schwartz D14/486
- D733,183 S * 6/2015 Lee D14/488
- D738,385 S * 9/2015 Lim D14/485

- D739,425 S * 9/2015 Shawki D14/486
- D743,428 S * 11/2015 Daniel D14/486
- D747,340 S * 1/2016 Seo D14/487
- D748,132 S * 1/2016 Omiya D14/487
- 2006/0184966 A1 * 8/2006 Hunleth G06F 3/017
725/39
- 2007/0150842 A1 * 6/2007 Chaudhri G06F 3/04883
715/863
- 2010/0149589 A1 * 6/2010 Hayashi H04N 1/00347
358/1.15
- 2010/0149590 A1 * 6/2010 Nishiyama H04N 1/00347
358/1.15
- 2010/0159898 A1 * 6/2010 Krzyzanowski G06F 9/4445
455/414.1
- 2011/0022310 A1 * 1/2011 Ishii B60R 11/0258
701/532

(Continued)

Primary Examiner — Ian Simmons

Assistant Examiner — Shannon Morgan

(74) *Attorney, Agent, or Firm* — Baker & Hostetler LLP

(57) **CLAIM**

The ornamental design for a display screen with an animated graphical user interface, as shown and described.

DESCRIPTION

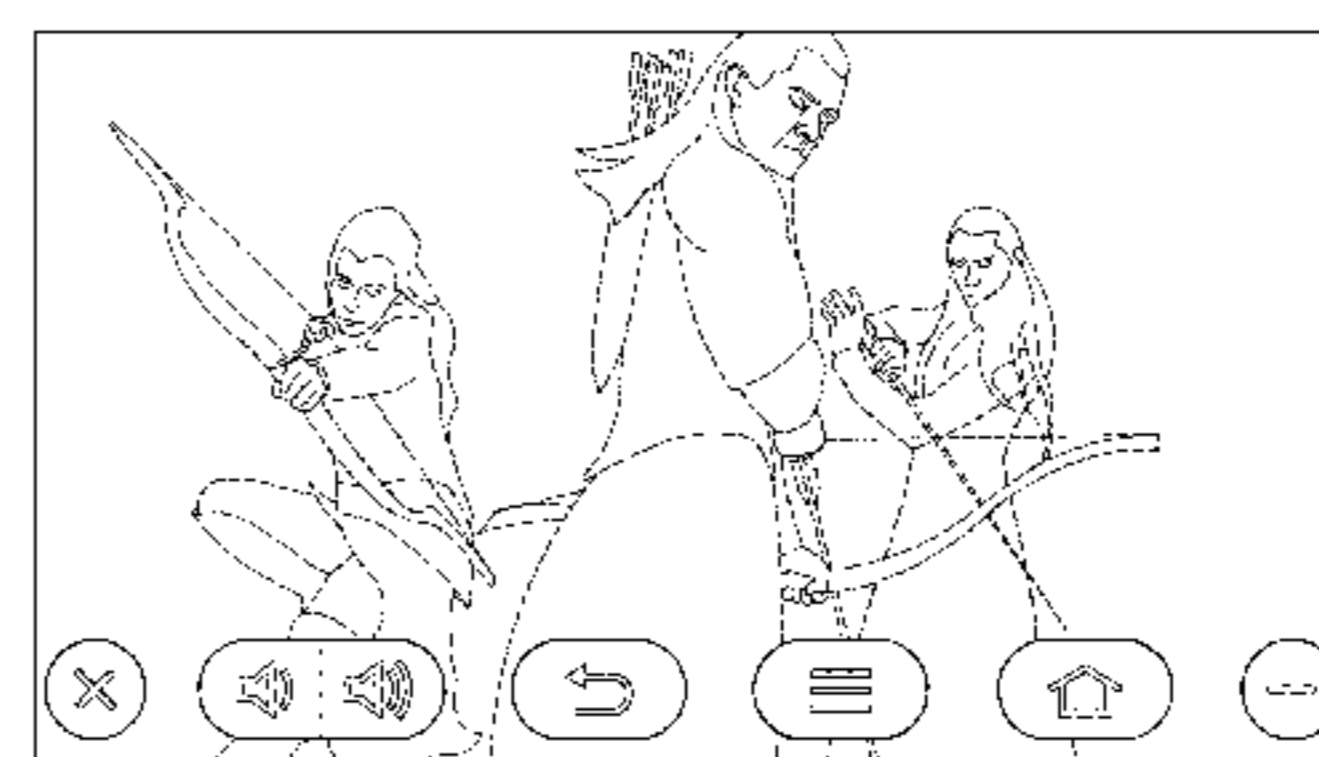

FIG. 1 is a first image in a sequence for a display screen with an animated graphical user interface showing our new design; FIG. 2 is a second image thereof; FIG. 3 is a third image thereof; and, FIG. 4 is a fourth image thereof.

The outer edge of the portion of the display screen is understood to be congruent with the outer edge of the graphical user interface.

The broken line showing hands illustrates environment, and the remainder of the broken lines represents portions of the display screen with an animated graphical user interface; the broken lines form no part of the claimed design.

The appearance of the transitional image sequentially transitions between the images shown in FIGS. 1-4. The process or period in which one image transitions to another image forms no part of the claimed design.

1 Claim, 3 Drawing Sheets




(56)

References Cited

U.S. PATENT DOCUMENTS

2011/0167058	A1 *	7/2011	van Os	G06F 17/3087 707/722	2012/0317515	A1 *	12/2012	Wang	G06F 1/1626 715/841
2011/0252357	A1 *	10/2011	Chaudhri	G06F 3/04883 715/780	2013/0100475	A1 *	4/2013	Kuroyanagi	H04N 1/00453 358/1.13
2012/0036220	A1 *	2/2012	Dare	G06F 8/61 709/217	2014/0173517	A1 *	6/2014	Chaudhri	G06F 9/4443 715/830
2012/0036442	A1 *	2/2012	Dare	G06F 8/60 715/736	2015/0040069	A1 *	2/2015	Gunaratnam	G06F 3/04817 715/834
2012/0036552	A1 *	2/2012	Dare	H04L 41/0253 726/1	2015/0135108	A1 *	5/2015	Pope	G06K 9/00006 715/767
2012/0075650	A1 *	3/2012	Tani	G06F 3/04883 358/1.13	2015/0331567	A1 *	11/2015	Crooks	G06F 3/0484 715/734
					2015/0365306	A1 *	12/2015	Chaudhri	H04L 43/08 715/736

* cited by examiner



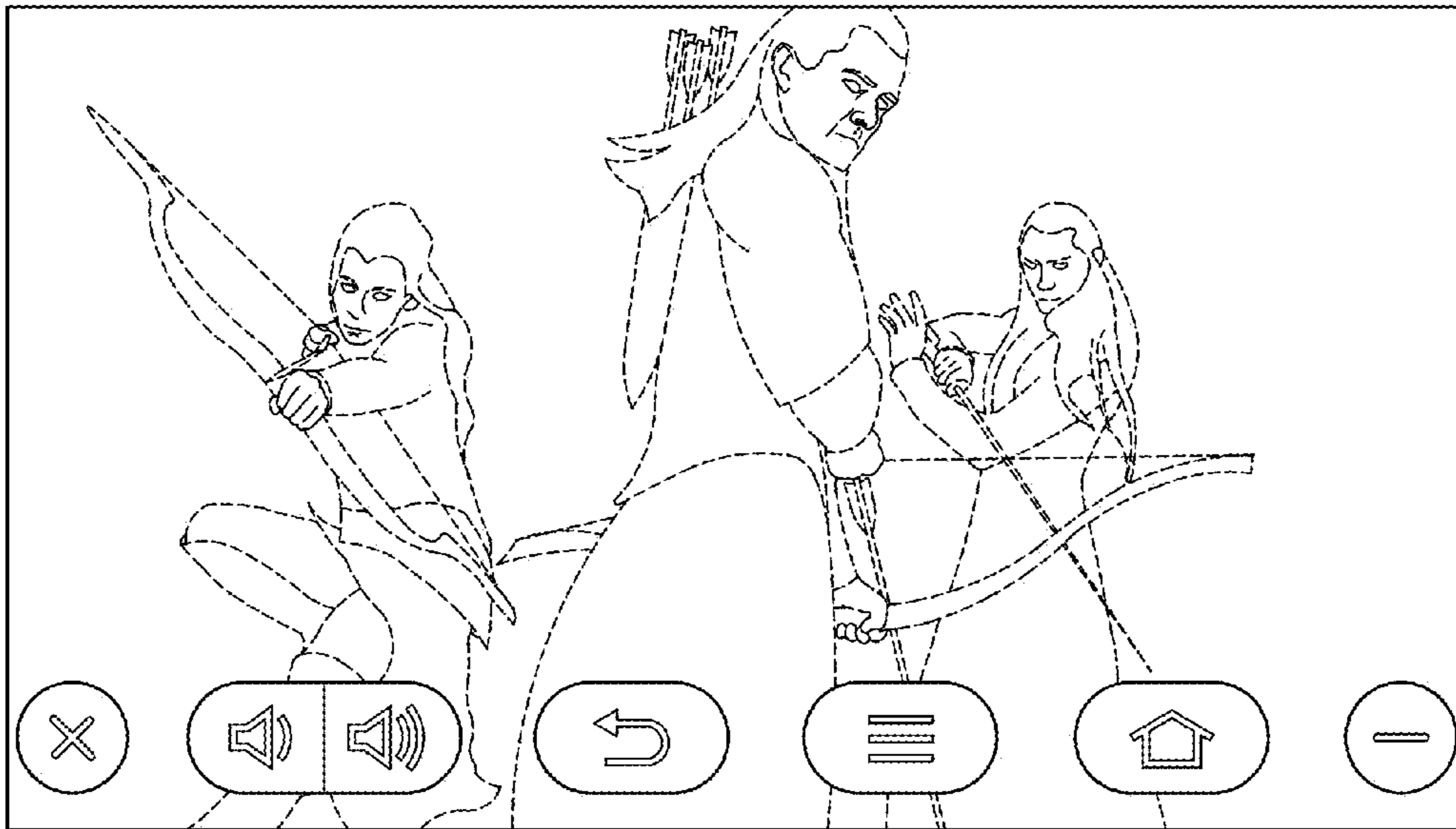


FIG. 2

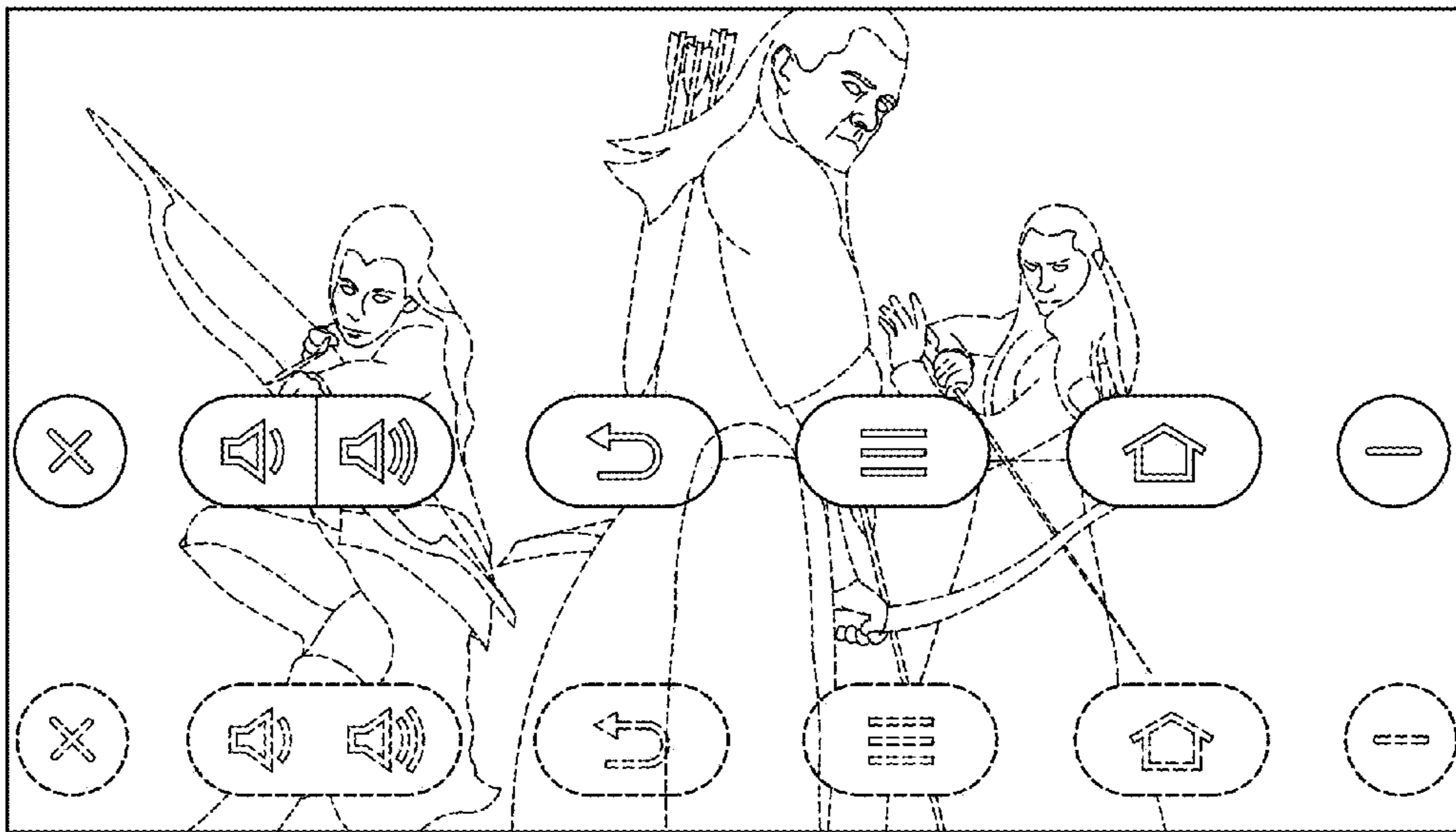


FIG. 3

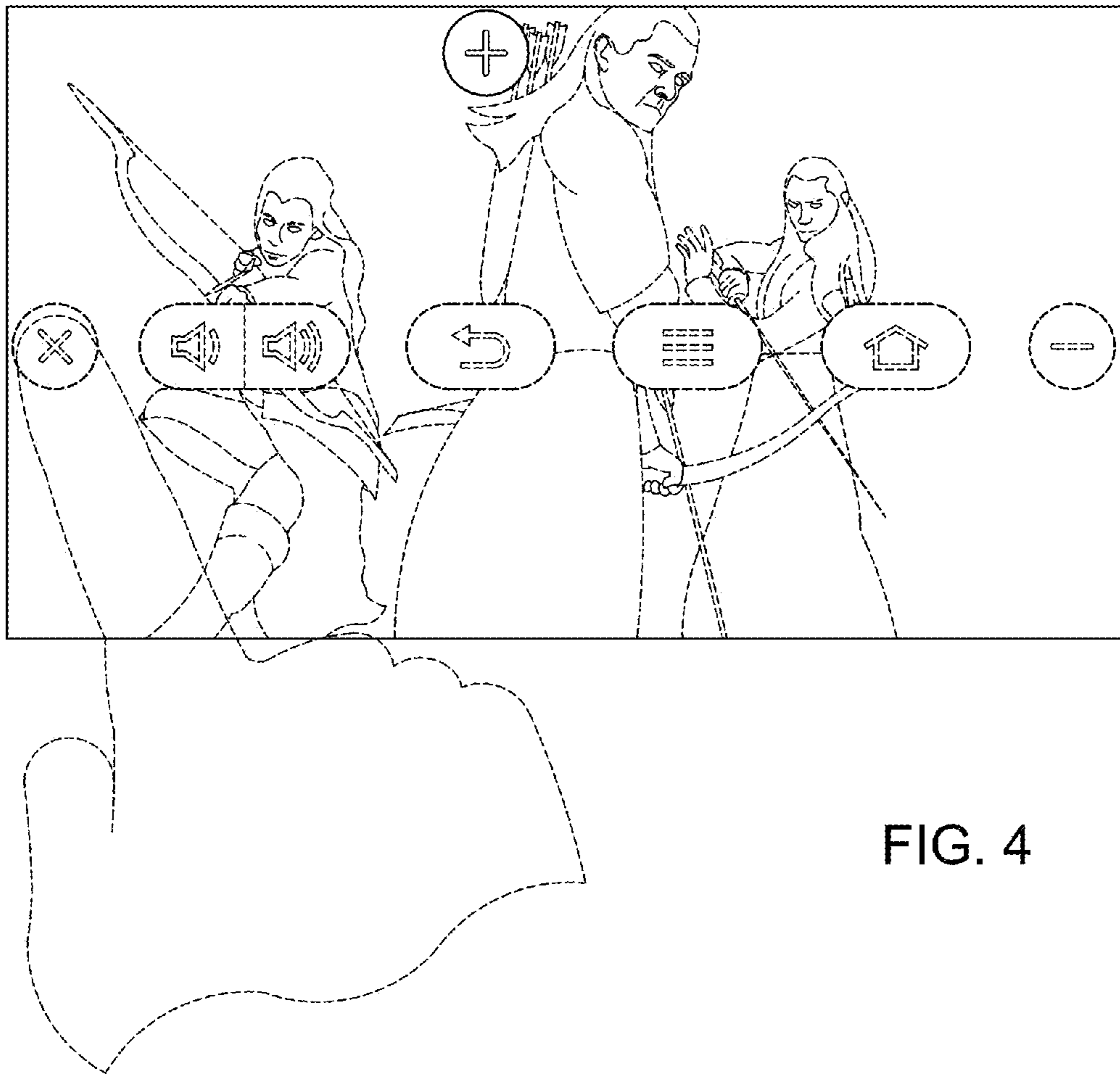


FIG. 4