



US00D762200S

(12) **United States Design Patent**
Pan et al.

(10) **Patent No.:** **US D762,200 S**
(45) **Date of Patent:** **** Jul. 26, 2016**

(54) **CASE FOR MOBILE PHONE**

(71) Applicant: **Superior Communications, Inc.**,
Irwindale, CA (US)

(72) Inventors: **Jason Pan**, Los Angeles, CA (US);
Ming-Shiuan Li, Changhua (TW);
Alexander Greenough, Helston (GB);
Adam Cho, Pasadena, CA (US);
Timothy Ng, Arcadia, CA (US)

(73) Assignee: **Superior Communications, Inc.**,
Irwindale, CA (US)

(**) Term: **14 Years**

(21) Appl. No.: **29/502,599**

(22) Filed: **Sep. 17, 2014**

(51) **LOC (10) Cl.** **14-03**

(52) **U.S. Cl.**
USPC **D14/250**

(58) **Field of Classification Search**
USPC D14/238.1, 250, 440, 203.3–203.7, 217,
D14/240, 248, 251–253, 447, 496; D3/201,
D3/218, 247, 269, 273, 301, 303;
D13/103, 107–108, 119
CPC A45C 1/06; A45C 11/00; A45C 13/02;
A45C 2011/002; A45F 2005/026; A45F
2200/0525; A45F 2200/0516; H04B 1/3888;
H04M 1/0283; H04M 1/0202
See application file for complete search history.

(56) **References Cited**

U.S. PATENT DOCUMENTS

D623,180 S * 9/2010 Diebel D14/250
D675,604 S * 2/2013 Limber D14/250
8,509,865 B1 * 8/2013 LaColla H04M 1/04
455/556.1
D689,851 S * 9/2013 Chang D14/250

D693,350 S * 11/2013 Mish D14/440
D694,742 S * 12/2013 Pan D14/250
D699,716 S * 2/2014 Pan D14/250
D712,387 S * 9/2014 Tompkin D14/250
D716,785 S * 11/2014 White D14/250
D719,559 S * 12/2014 Dukerschein D14/250
D719,947 S * 12/2014 Kobayashi D14/250

(Continued)

Primary Examiner — Carla Jobe Wright
(74) *Attorney, Agent, or Firm* — Snell & Wilmer LLP

(57) **CLAIM**

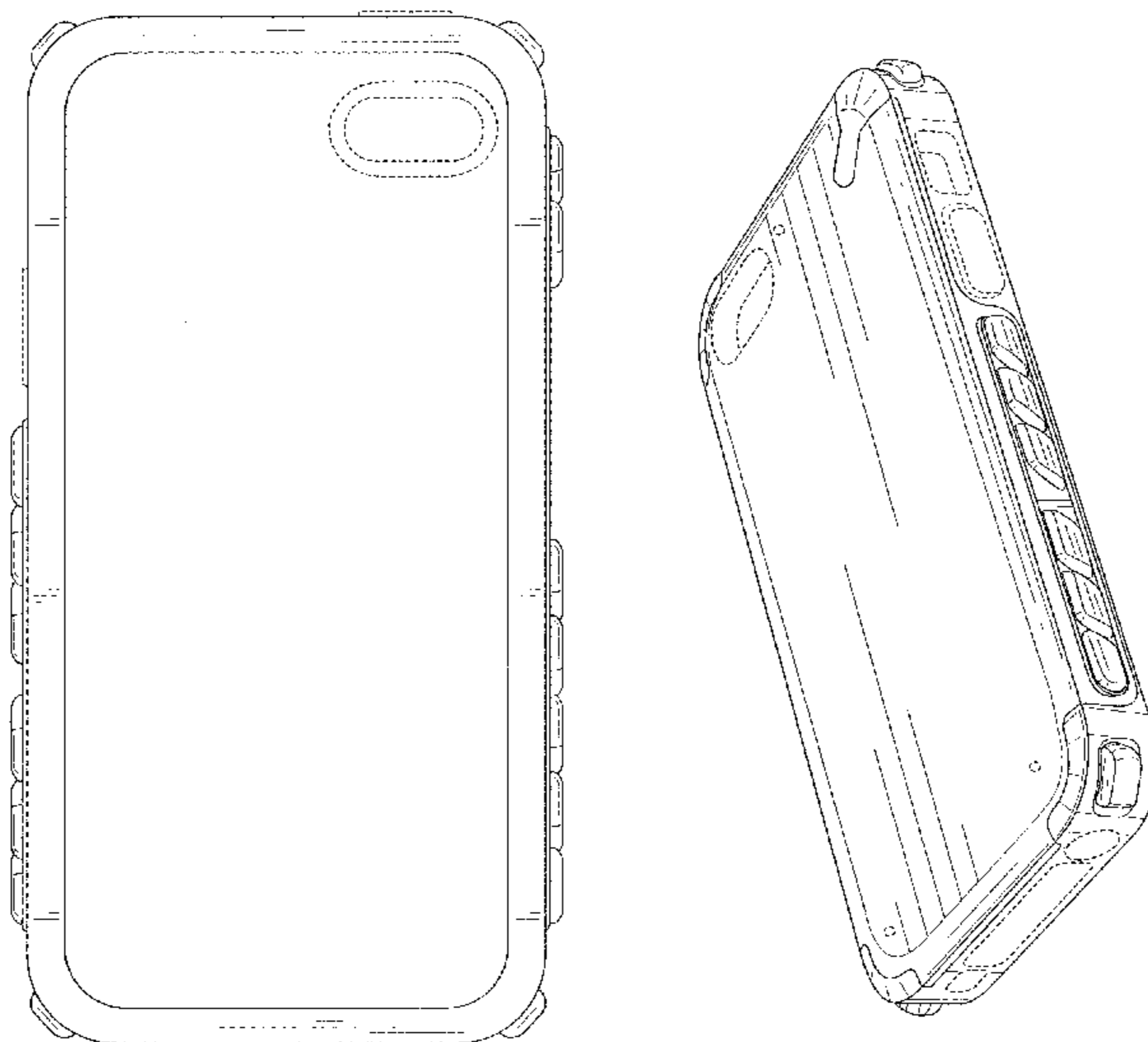
We claim the ornamental design for a case for mobile phone,
as shown and described.

DESCRIPTION

FIG. 1 is a front view of the case for mobile phone showing
our new design;
FIG. 2 is a left side view of the case for mobile phone;
FIG. 3 is a right side view of the case for mobile phone;
FIG. 4 is a rear view of the case for mobile phone;
FIG. 5 is a bottom view of the case for mobile phone;
FIG. 6 is a top view of the case for mobile phone;
FIG. 7 is a front, left side, top perspective view of the case for
mobile phone;
FIG. 8 is a front, right side, bottom perspective view of the
case for mobile phone;
FIG. 9 is a rear, left side, bottom perspective view of the case
for mobile phone; and,
FIG. 10 is a rear, right side, top perspective view of the case
for mobile phone.

The interior of the case for mobile phone, as shown in FIGS.
1, 7, and 8 as unshaded surfaces and broken lines on the
unshaded surfaces, forms no part of the claimed design. The
broken lines on the exterior of the case for mobile phone that
are immediately adjacent the shaded surfaces represent
boundaries of the claimed design. All other broken lines
throughout the drawing figures depict unclaimed environ-
ment. The broken lines form no part of the claimed design.

1 Claim, 8 Drawing Sheets



US D762,200 S

Page 2

(56)

References Cited

U.S. PATENT DOCUMENTS

D722,312 S *	2/2015	Tages	D14/250	2013/0271897 A1*	10/2013	Limber	H04B 1/3888 361/679.01
D724,069 S *	3/2015	Kyum	D14/250	2014/0221056 A1*	8/2014	Gandhi	H04M 1/026 455/575.8
D743,389 S *	11/2015	Akana	D14/250	2015/0194994 A1*	7/2015	Soriano	H04B 1/3888 455/575.8
D746,801 S *	1/2016	Pan	D14/250	2016/0021996 A1*	1/2016	Tien	A45C 11/00 224/191
2012/0325720 A1*	12/2012	Tages	G06F 1/1633 206/522				

* cited by examiner




FIG. 1

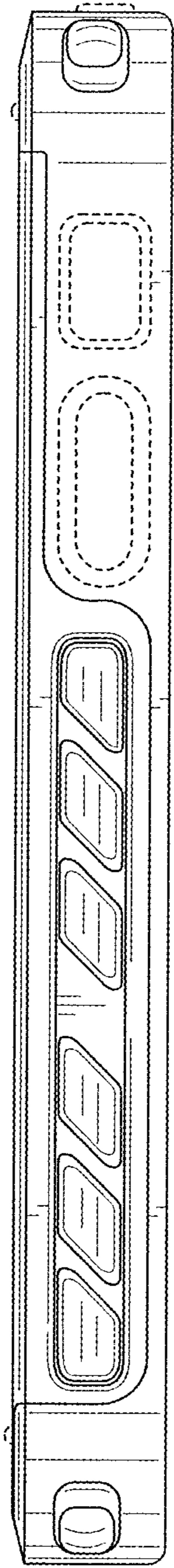


FIG. 2

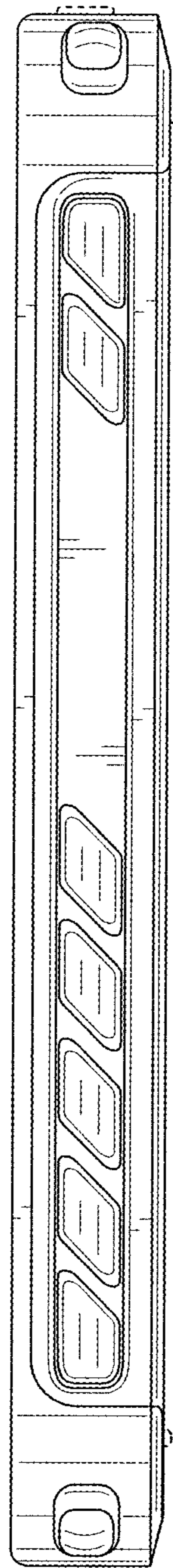


FIG. 3

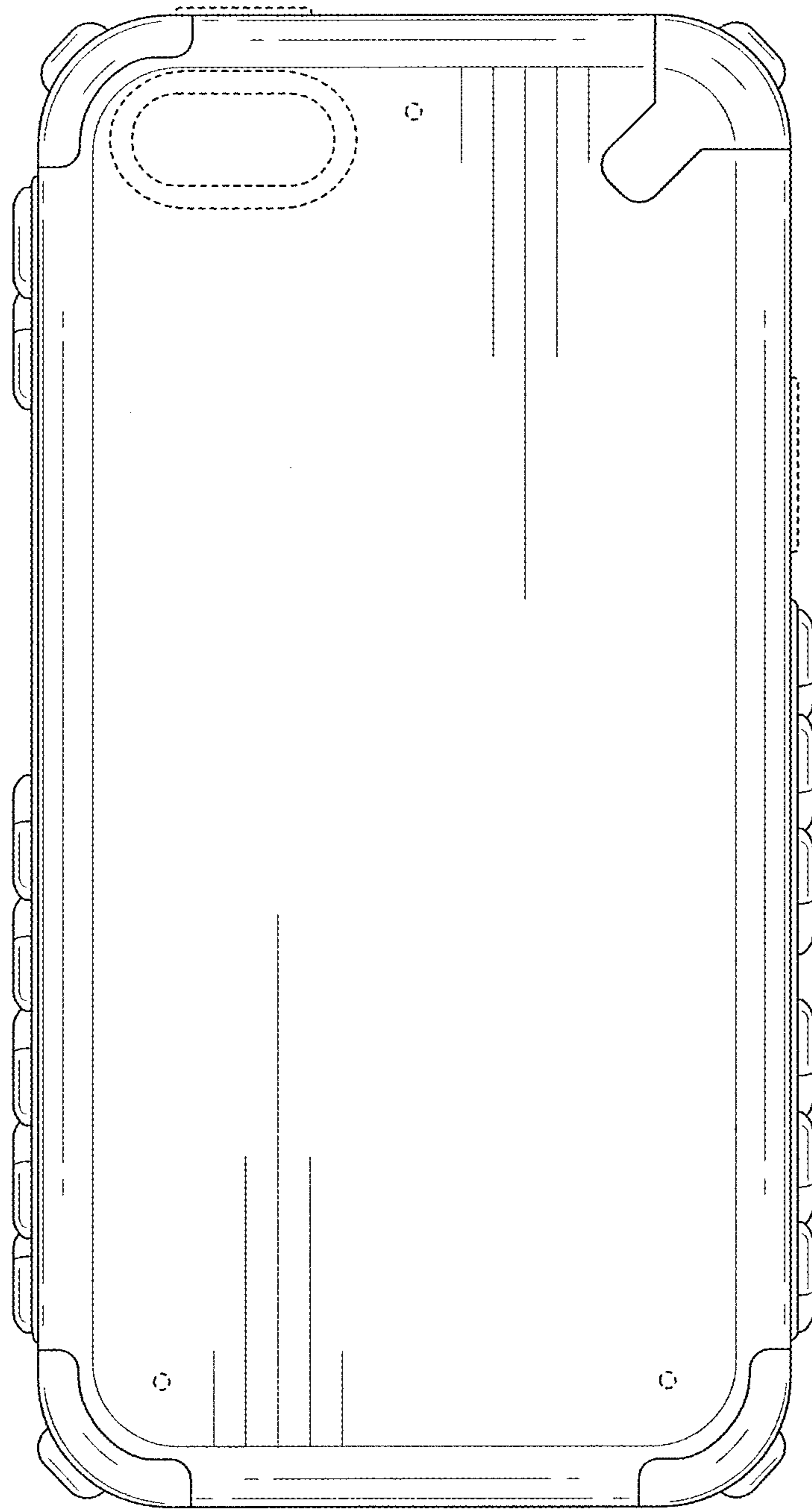


FIG. 4




FIG. 5

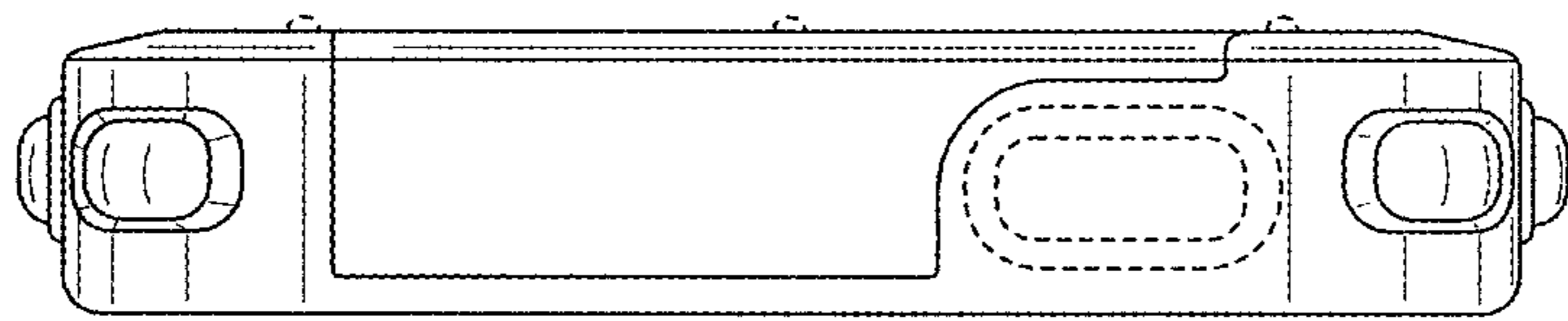


FIG. 6

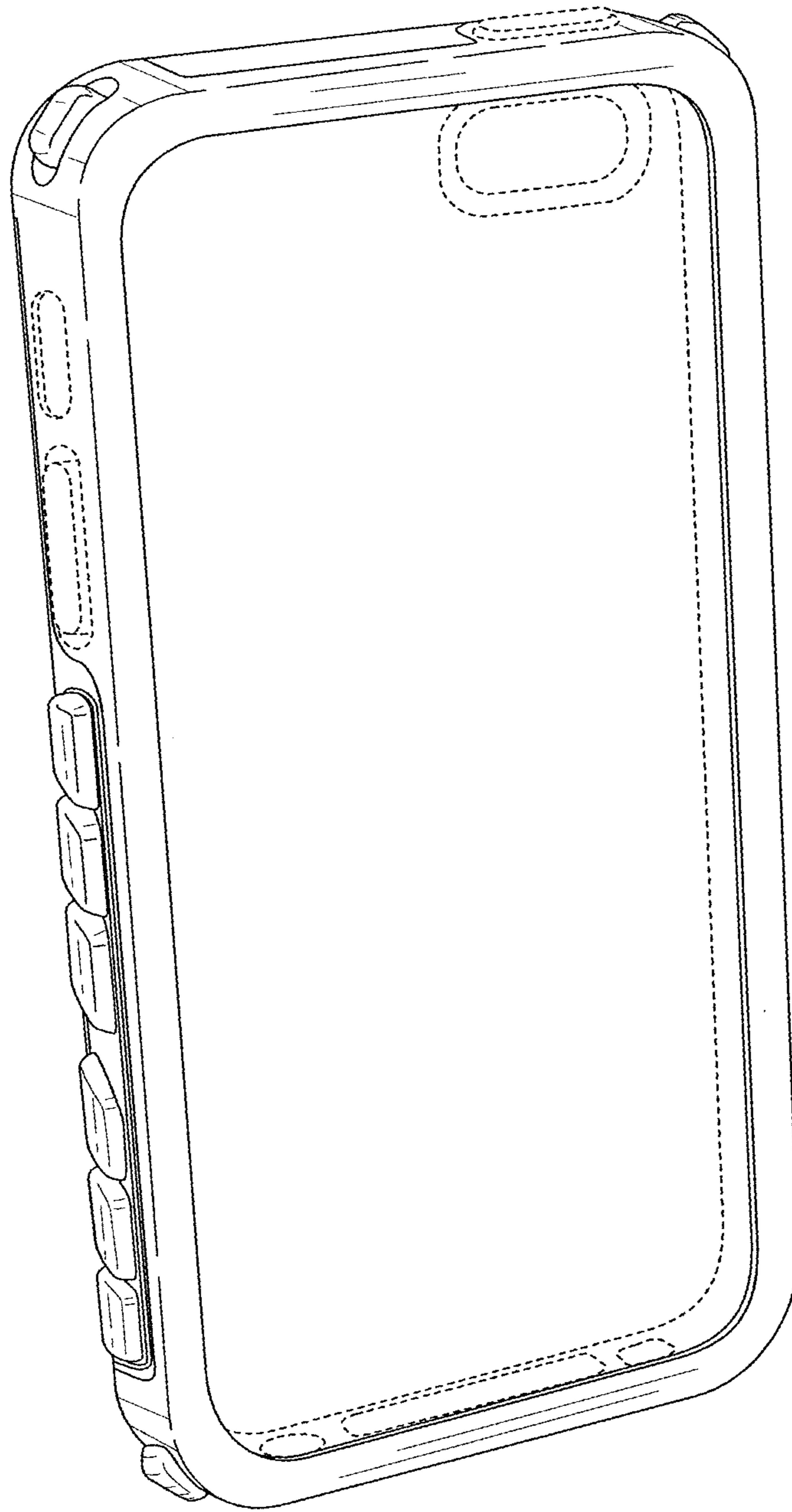


FIG. 7

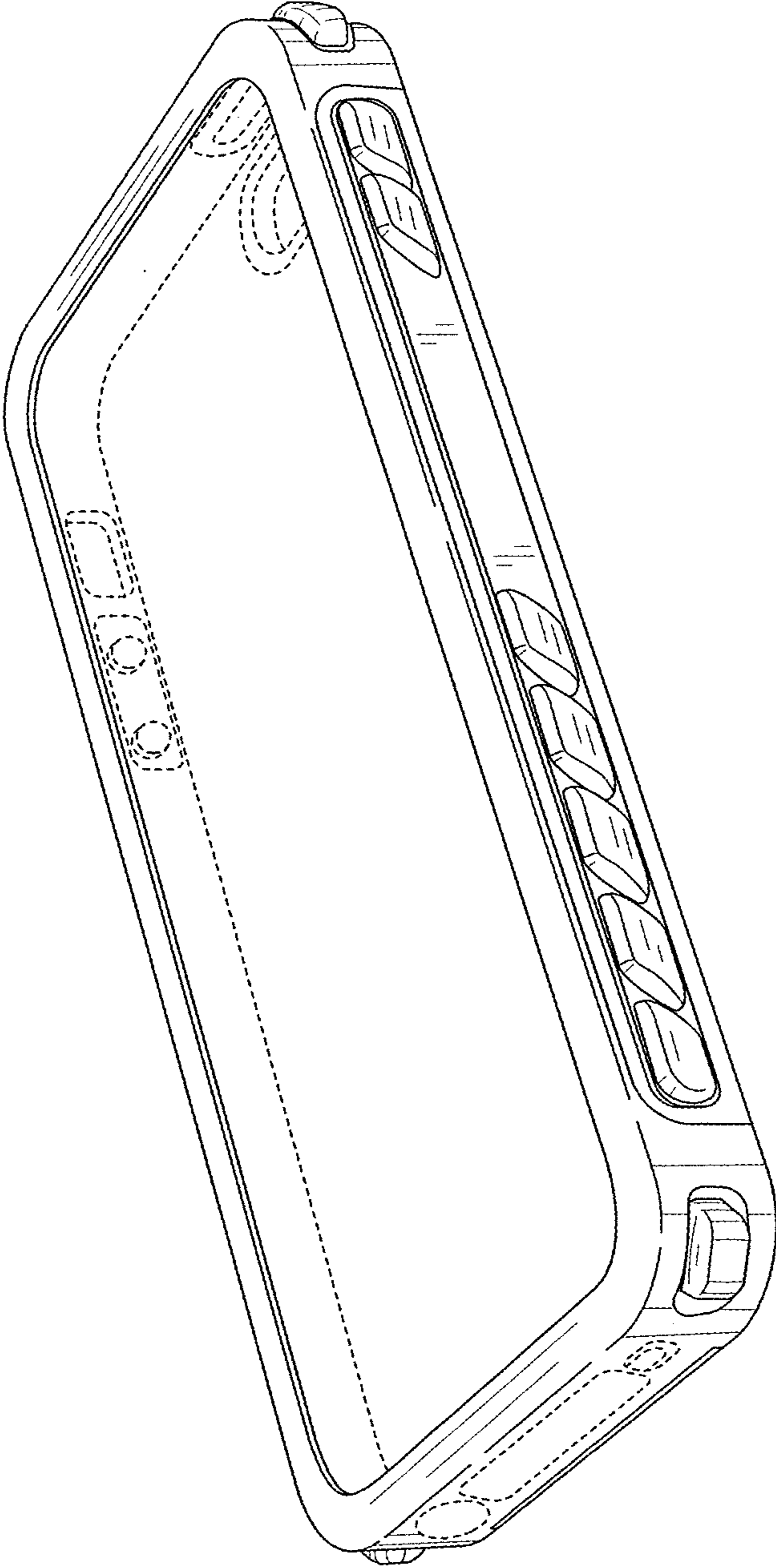


FIG. 8

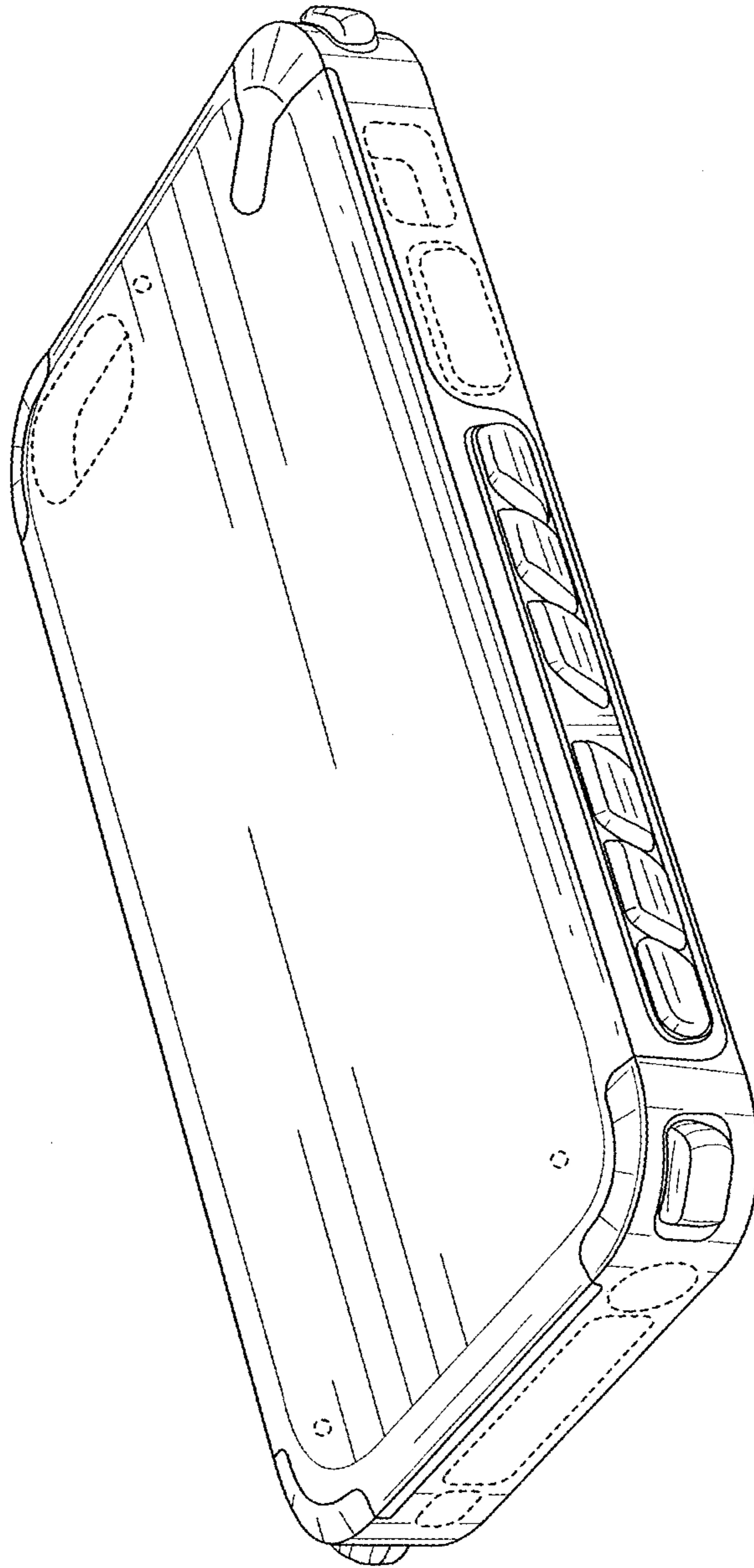


FIG. 9

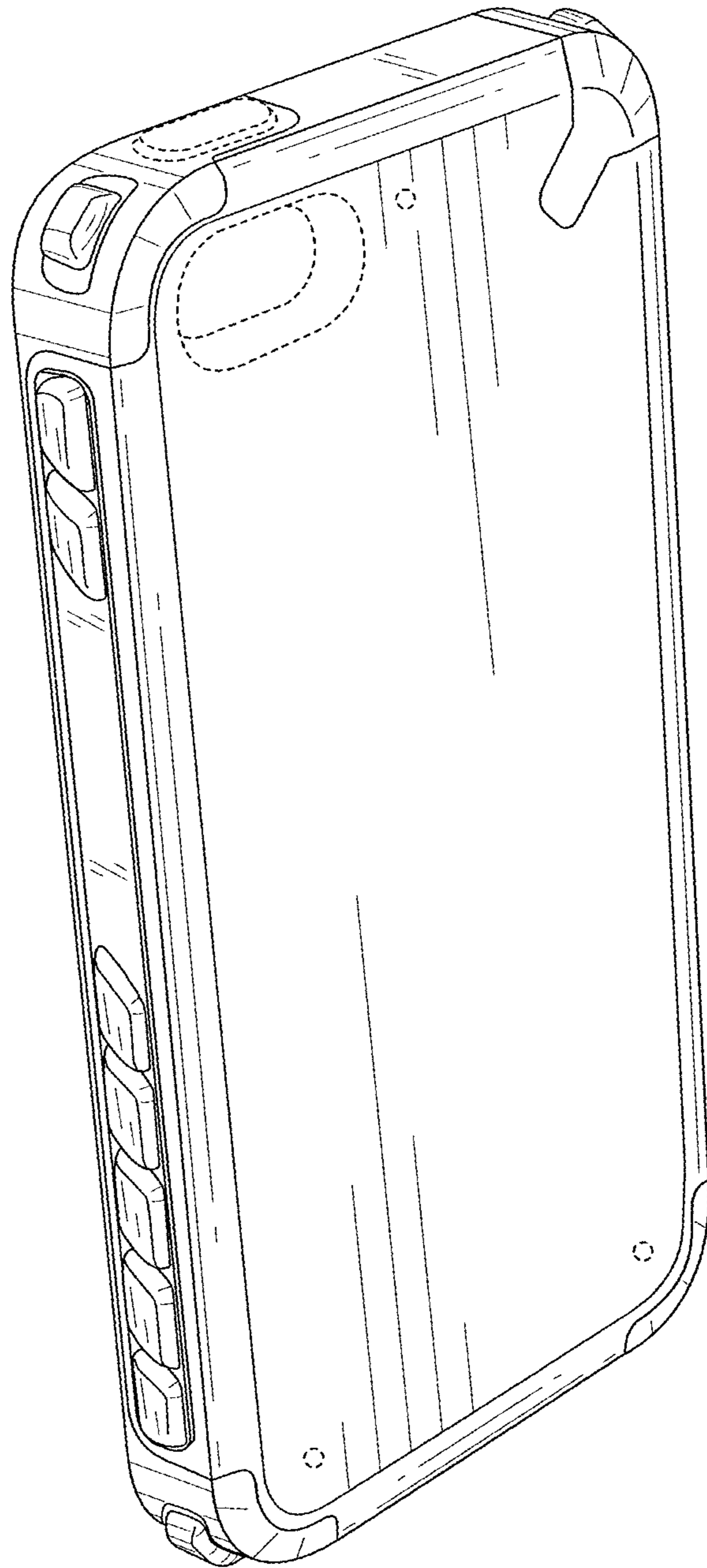


FIG. 10