



US00D762195S

(12) **United States Design Patent**
Klein

(10) **Patent No.:** **US D762,195 S**

(45) **Date of Patent:** **** Jul. 26, 2016**

(54) **REMOTE CONTROL**

(71) Applicant: **SECTOR 5, INC.**, Alexandria, VA (US)

(72) Inventor: **Sandro David Klein**, Irvine, CA (US)

(**) Term: **15 Years**

(21) Appl. No.: **29/531,210**

(22) Filed: **Jun. 24, 2015**

(51) **LOC (10) Cl.** **14-03**

(52) **U.S. Cl.**

USPC **D14/218**

(58) **Field of Classification Search**

USPC D14/137, 174, 217-218, 240, 247,
D14/388-390, 396, 511; D21/516;
D13/162-164, 168; 715/738; 434/350;
600/323; 348/211.99, 14.05, 114, 734;
341/175-176; 455/575.1

CPC G08C 23/04; G08C 19/12; H04N 5/44;
H04L 17/02

See application file for complete search history.

(56) **References Cited**

U.S. PATENT DOCUMENTS

D353,596 S	*	12/1994	Usami	D14/218
D368,718 S	*	4/1996	Starck	D14/218
D605,177 S	*	12/2009	Madonna	D14/218
D616,421 S	*	5/2010	Chiu	D14/218
D618,217 S	*	6/2010	Harden	D14/218
D624,903 S	*	10/2010	Wlotzka	D14/218

D632,673 S	*	2/2011	Isaias	D14/218
D640,669 S	*	6/2011	Cho	D14/218
D644,630 S	*	9/2011	Harden	D14/218
D650,364 S	*	12/2011	Kim	D14/218
D664,946 S	*	8/2012	Morris	D14/218
D673,138 S	*	12/2012	Kim	D14/218
D681,012 S	*	4/2013	Fei	D14/218
D726,163 S	*	4/2015	Bekhradi	D14/218
D743,943 S	*	11/2015	Kim	D14/218

OTHER PUBLICATIONS

U.S. Appl. No. 29/531,210, Ralf Seifert.*

* cited by examiner

Primary Examiner — Ralf Seifert

(74) *Attorney, Agent, or Firm* — Welsh Flaxman & Gitler LLC

(57) **CLAIM**

The ornamental design for a remote control, as shown and described.

DESCRIPTION

FIG. 1 is a perspective view of the remote control.

FIG. 2 is a top view of the remote control.

FIG. 3 is a bottom view of the remote control.

FIG. 4 is a rear end view of the remote control.

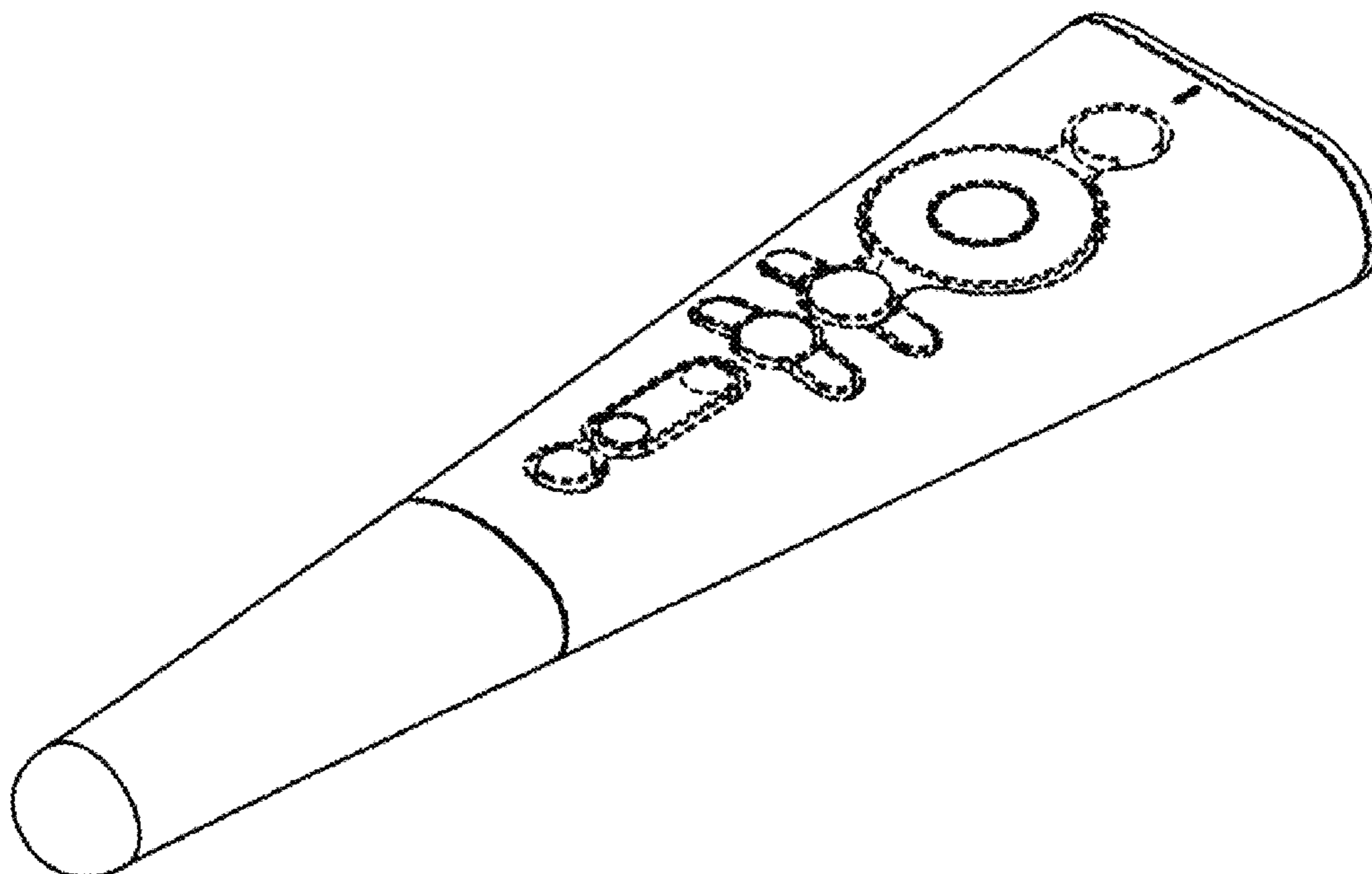
FIG. 5 is a front end view of the remote control.

FIG. 6 is a side view of the remote control; and,

FIG. 7 is an opposite side view of the remote control.

The broken lines shown are for illustrative purposes only and form no part of the claimed design.

1 Claim, 5 Drawing Sheets



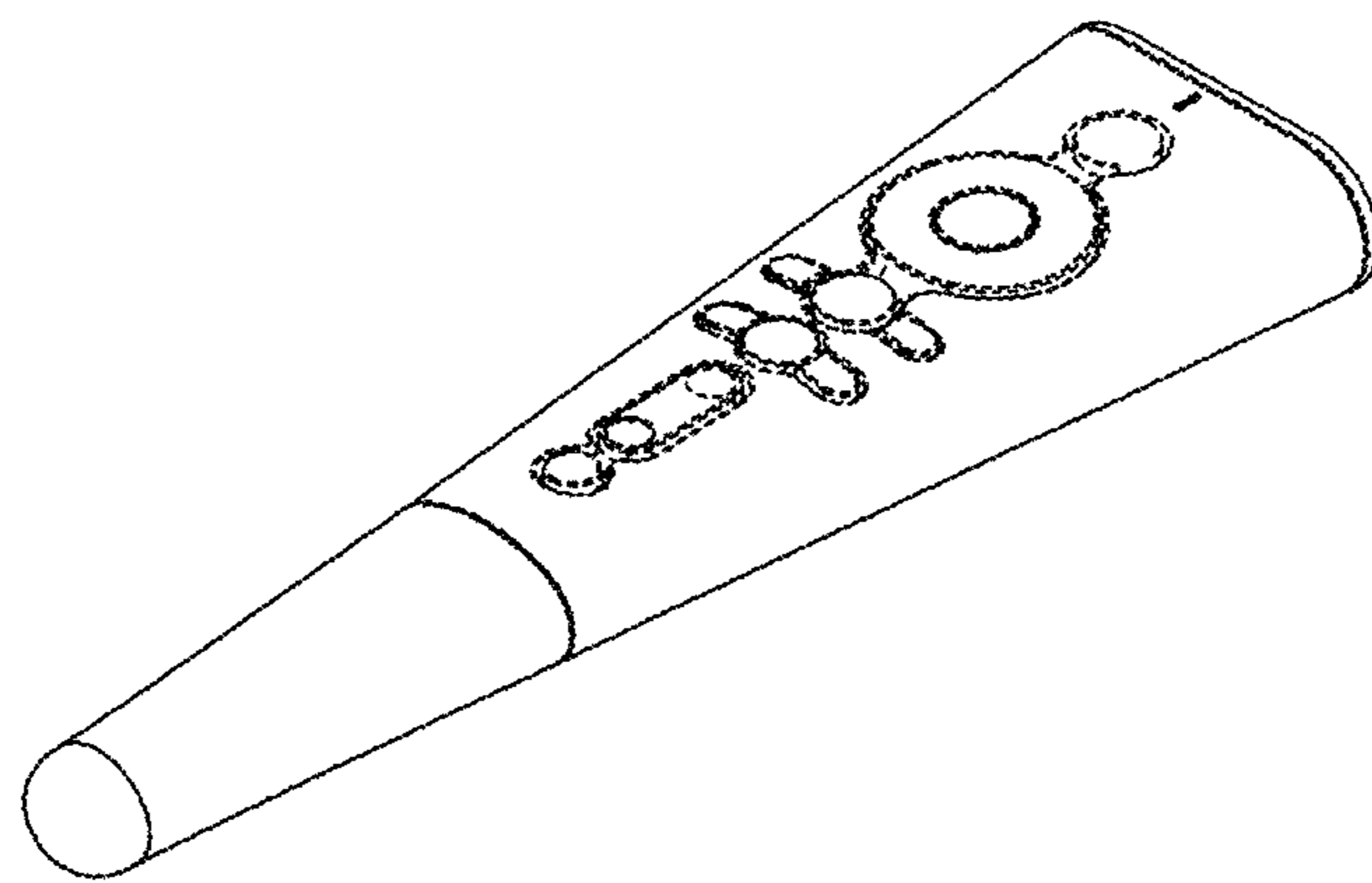


Fig. 1

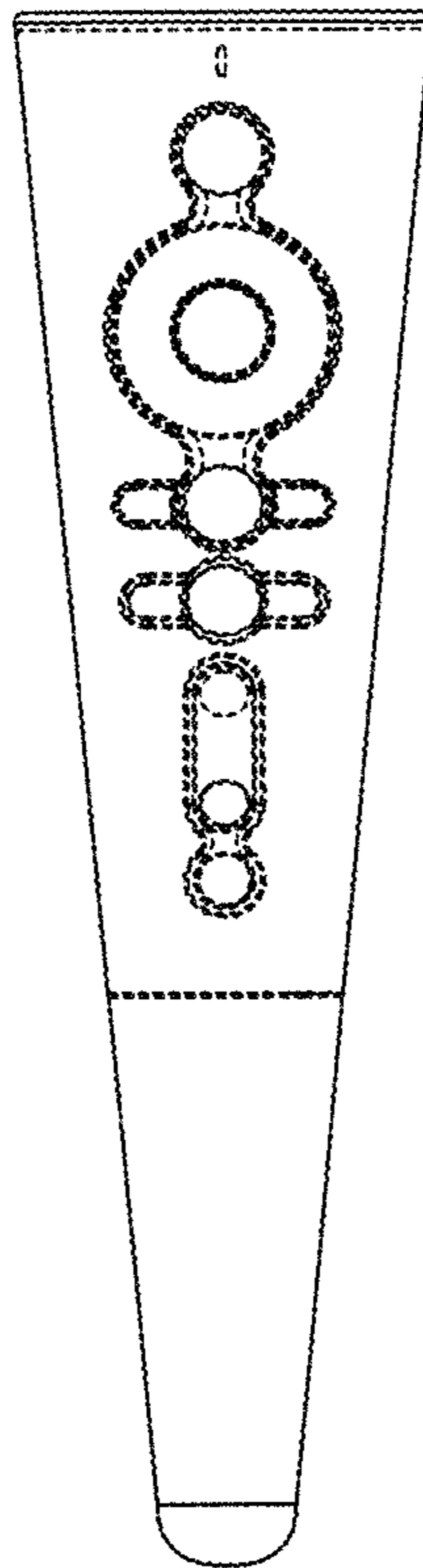


Fig. 2

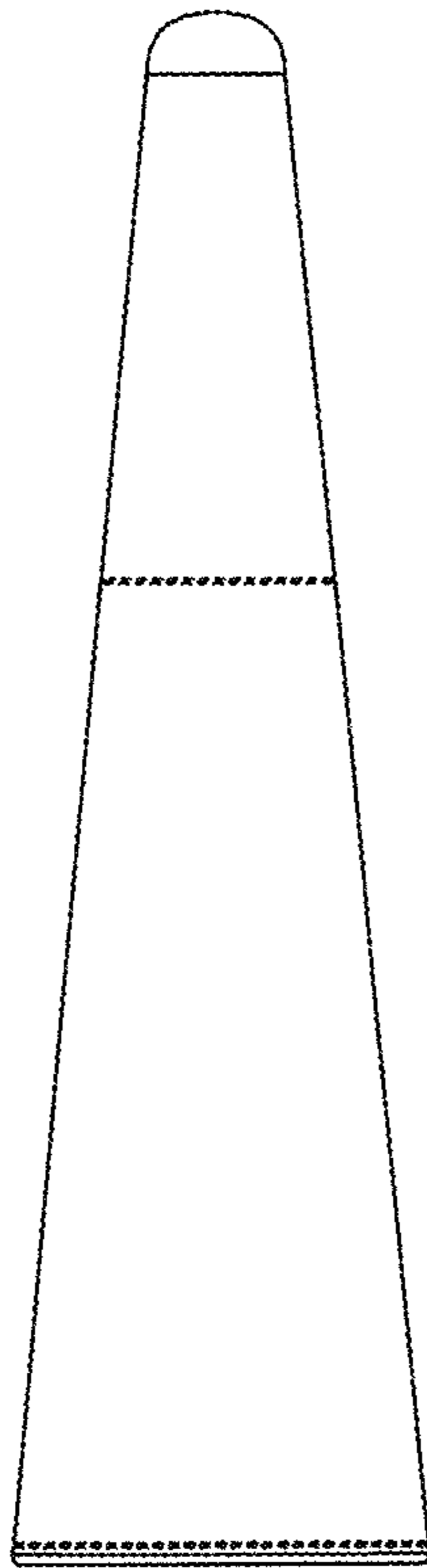


Fig. 3

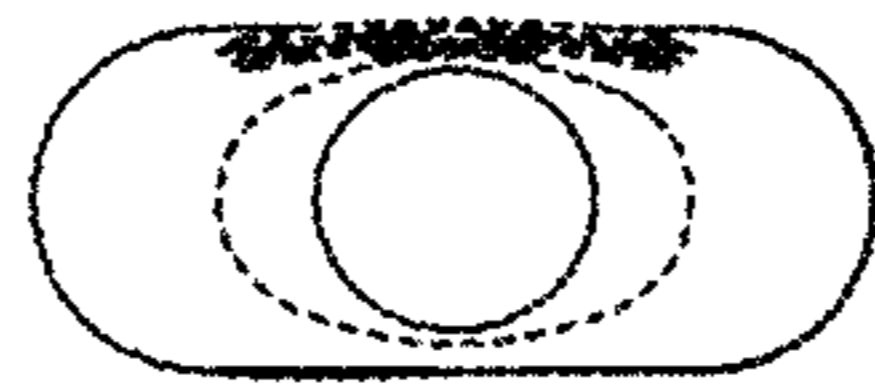


Fig. 4



Fig. 5




Fig. 6




Fig. 7