

US00D762192S

(12) **United States Design Patent**  
**Redmon et al.**

(10) **Patent No.:** **US D762,192 S**  
(45) **Date of Patent:** **\*\* Jul. 26, 2016**

(54) **PORTABLE SOUND SYSTEM**

(71) Applicants: **Matthew Philip Redmon**, Shoreline, WA (US); **Douglas K. Hogue**, Bothell, WA (US); **Corey Russell Vaughan**, Seattle, WA (US)

(72) Inventors: **Matthew Philip Redmon**, Shoreline, WA (US); **Douglas K. Hogue**, Bothell, WA (US); **Corey Russell Vaughan**, Seattle, WA (US)

(73) Assignee: **LOUD Technologies Inc**, Woodinville, WA (US)

(\*\*) Term: **15 Years**

(21) Appl. No.: **29/530,677**

(22) Filed: **Jun. 18, 2015**

(51) **LOC (10) Cl.** ..... **14-03**

(52) **U.S. Cl.**  
USPC ..... **D14/214**

(58) **Field of Classification Search**  
USPC ..... D14/167, 168, 170–172, 188, 194–196, D14/204, 207, 209.1, 210–216, 219, 221, D14/222, 224, 239, 496; 181/143, 144, 147, 181/148, 150, 153, 157, 198, 199; 381/300–303, 306, 332, 333, 336, 345, 381/361–364, 386–388; 369/6–12  
CPC .... B60R 11/0217; G06F 1/1688; G10K 9/22; G10K 11/004; H03F 1/327; H04M 1/03; H04M 1/035; H04N 5/642; H04N 21/4852; H04R 1/02; H04R 1/06; H04R 1/021; H04R 1/025; H04R 1/026; H04R 1/028; H04R 1/105; H04R 1/323; H04R 1/403; H04R 1/2803; H04R 1/2834; H04R 5/02; H04R 7/20; H04R 9/06; H04R 9/025; H04R 2201/021; H04R 2400/00; H04R 2400/07; H04R 2499/11; H04R 2499/13; H04R 2499/15; H04S 3/00; H04S 7/30  
See application file for complete search history.

(56) **References Cited**

U.S. PATENT DOCUMENTS

4,280,585 A 7/1981 Nakanishi  
5,309,518 A 5/1994 Ickler  
D394,263 S \* 5/1998 Fischer ..... D14/214  
D439,237 S \* 3/2001 Felix ..... D14/214

(Continued)

FOREIGN PATENT DOCUMENTS

CN 103686545 A 3/2014  
CN 204578751 U 8/2015

(Continued)

*Primary Examiner* — Keli L Hill

(74) *Attorney, Agent, or Firm* — Christensen O'Connor Johnson Kindness PLLC

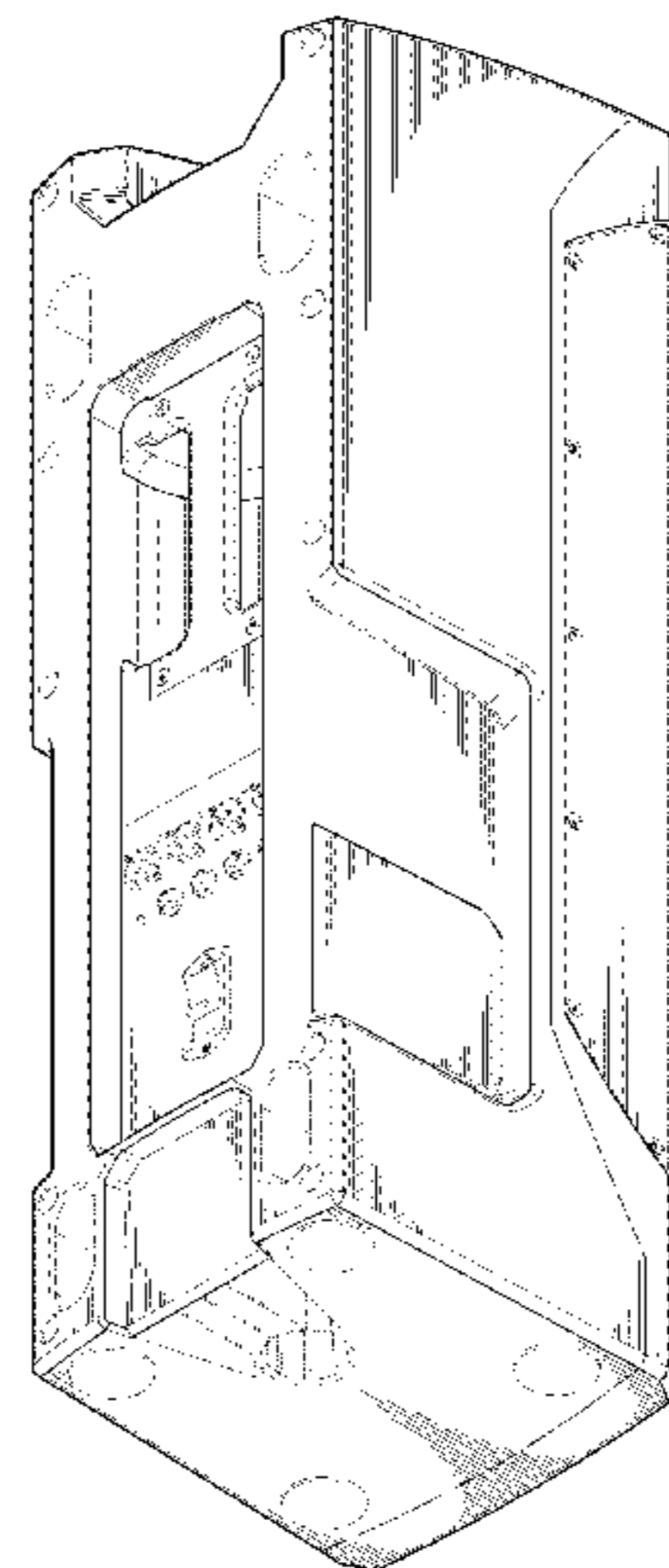
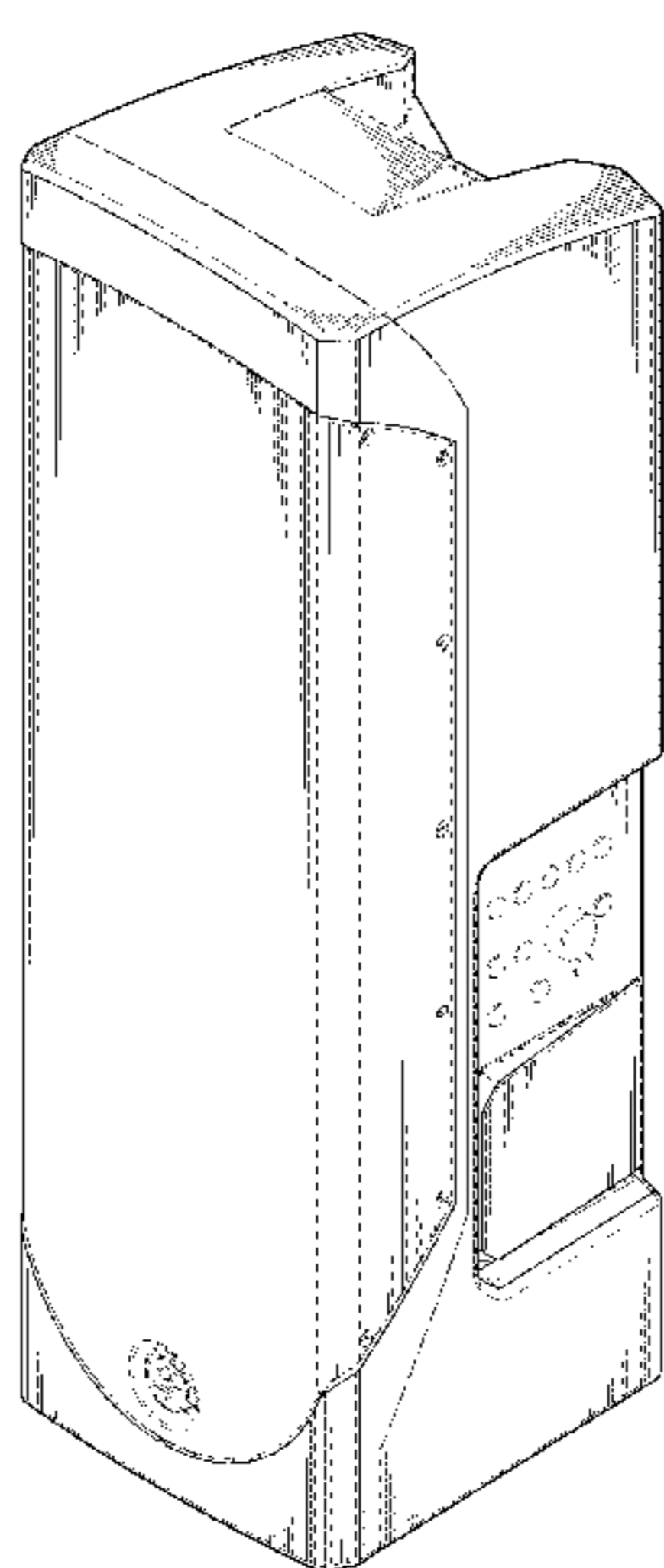
(57) **CLAIM**

The ornamental design for a portable sound system, as shown and described.

**DESCRIPTION**

FIG. 1 is a top, front perspective view of the design of a portable sound system of the present application; FIG. 2 is a bottom rear perspective view of the design of FIG. 1; FIG. 3 is a front elevational view of the design of FIG. 1; FIG. 4 is a rear elevational view of the design in FIG. 1; FIG. 5 is a top view of the design of FIG. 1; FIG. 6 is a bottom view of the design of FIG. 1; FIG. 7 is a side elevational view of the design of FIG. 1; and, FIG. 8 is a side elevational view of the design of FIG. 1 taken from the opposite side of design relative to FIG. 7. The elements depicted in broken lines in the figures are included for environmental purposes only, and form no part of the claimed design.

**1 Claim, 7 Drawing Sheets**



(56)

References Cited

U.S. PATENT DOCUMENTS

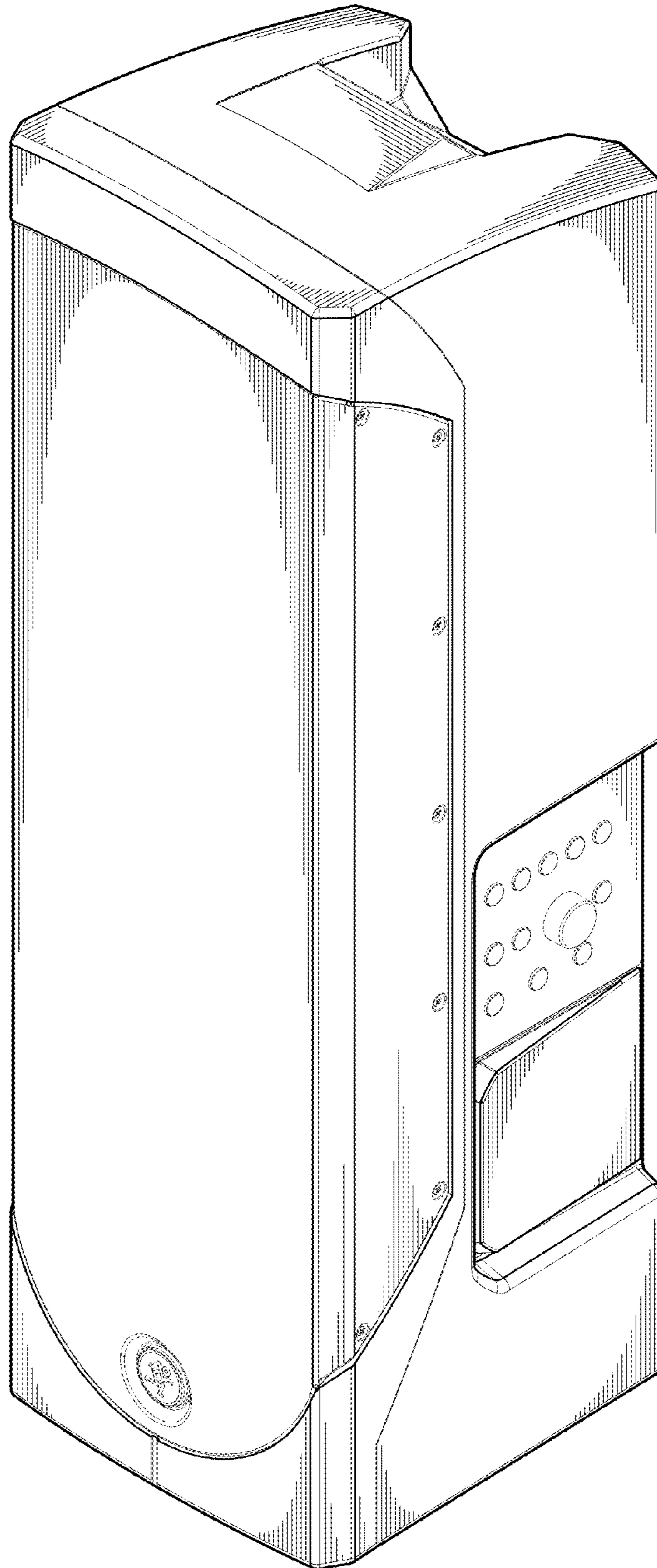
D516,543 S \* 3/2006 Kubota ..... D14/214  
D557,257 S \* 12/2007 Azumi ..... D14/214  
D568,293 S \* 5/2008 Sawhney ..... D14/214  
D609,216 S \* 2/2010 Davies ..... D14/214  
8,126,180 B2 2/2012 Jacob  
8,363,865 B1 1/2013 Bottum  
D682,250 S \* 5/2013 Mattioli ..... D14/172  
8,995,695 B2 3/2015 Ohashi  
D733,680 S \* 7/2015 Nugent ..... D14/214

D746,263 S \* 12/2015 Carbone ..... D14/214  
2013/0294638 A1 11/2013 Huseby  
2014/0079256 A1 3/2014 De Muyenke

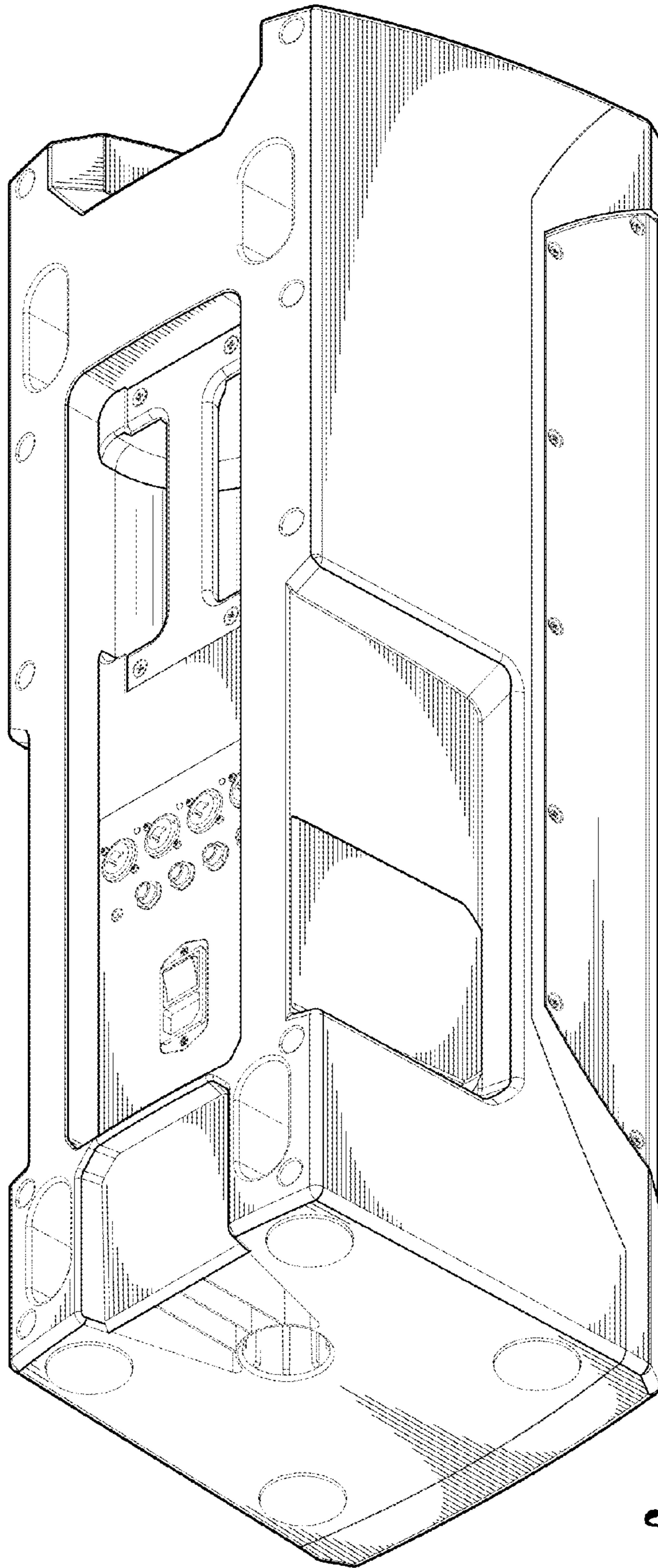
FOREIGN PATENT DOCUMENTS

EP 2 709 380 A1 3/2014  
JP 4-351196 A 12/1992  
WO 97/36455 A1 10/1997  
WO 2008/010086 A2 1/2008  
WO 2013/095774 A1 6/2013


\* cited by examiner



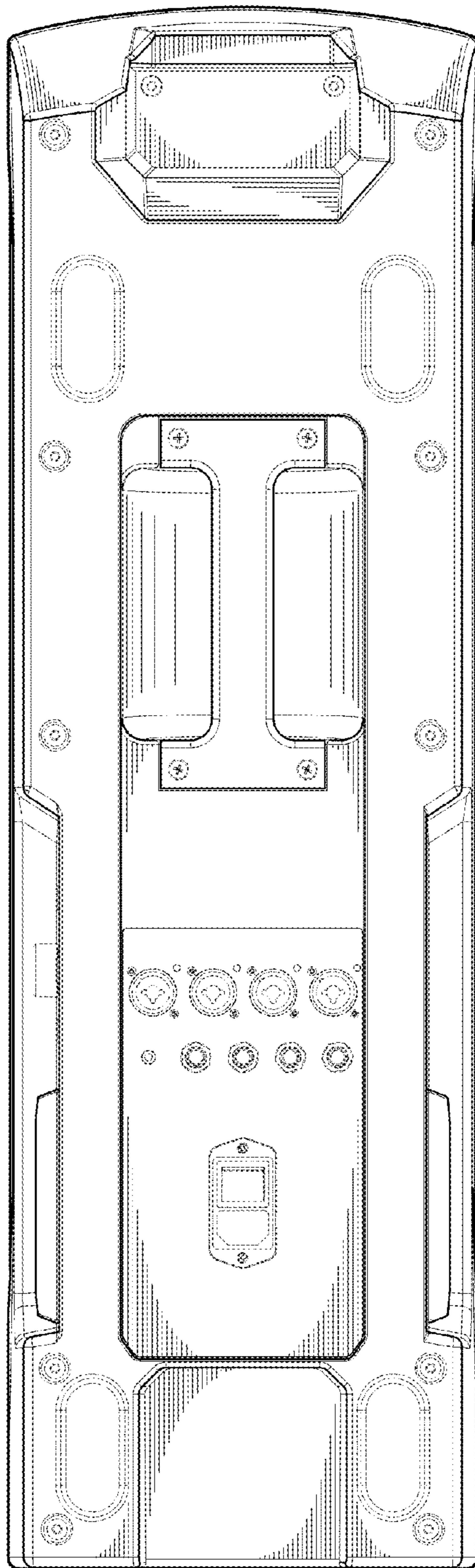
*Fig. 1.*



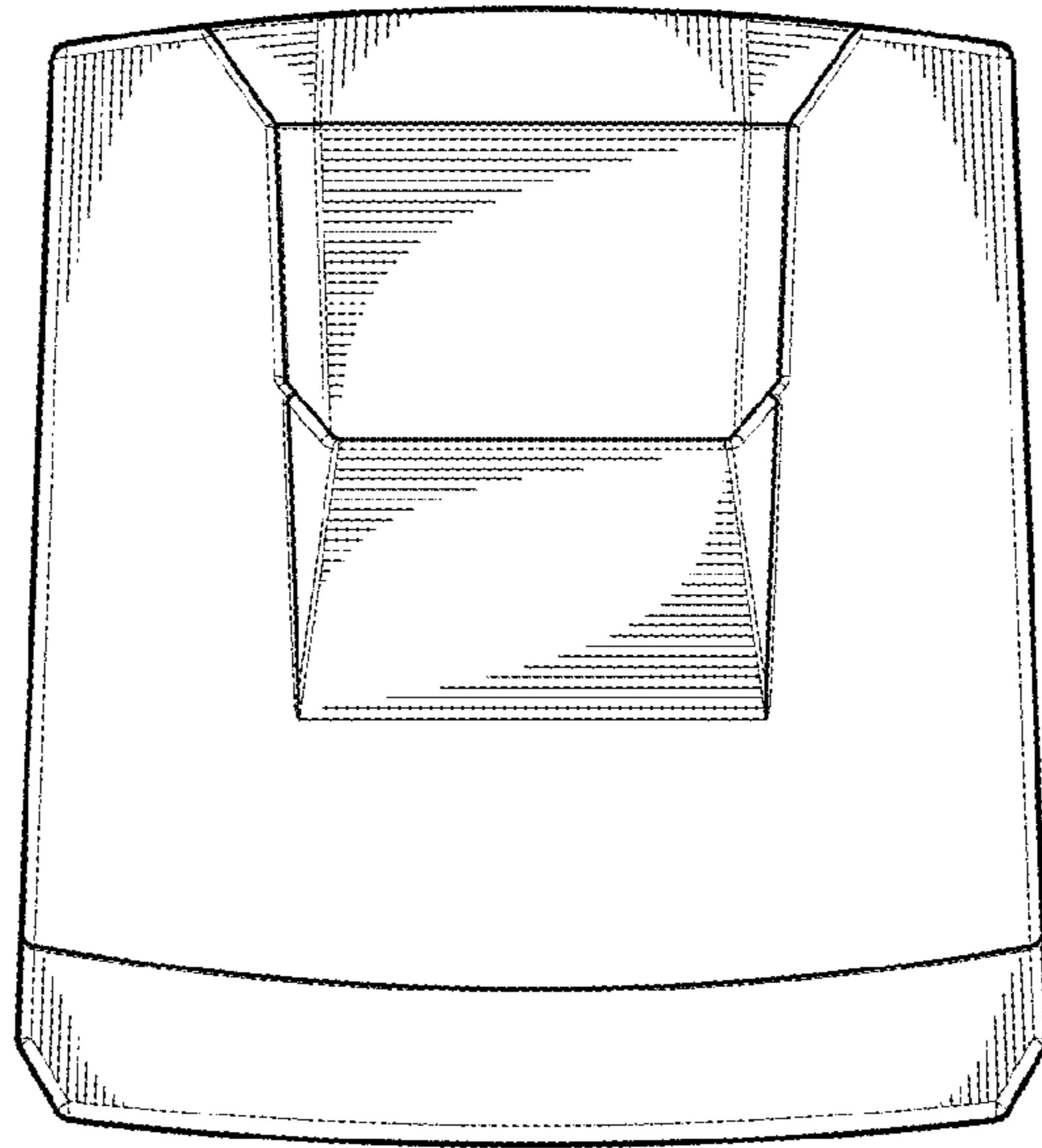
*Fig. 2*



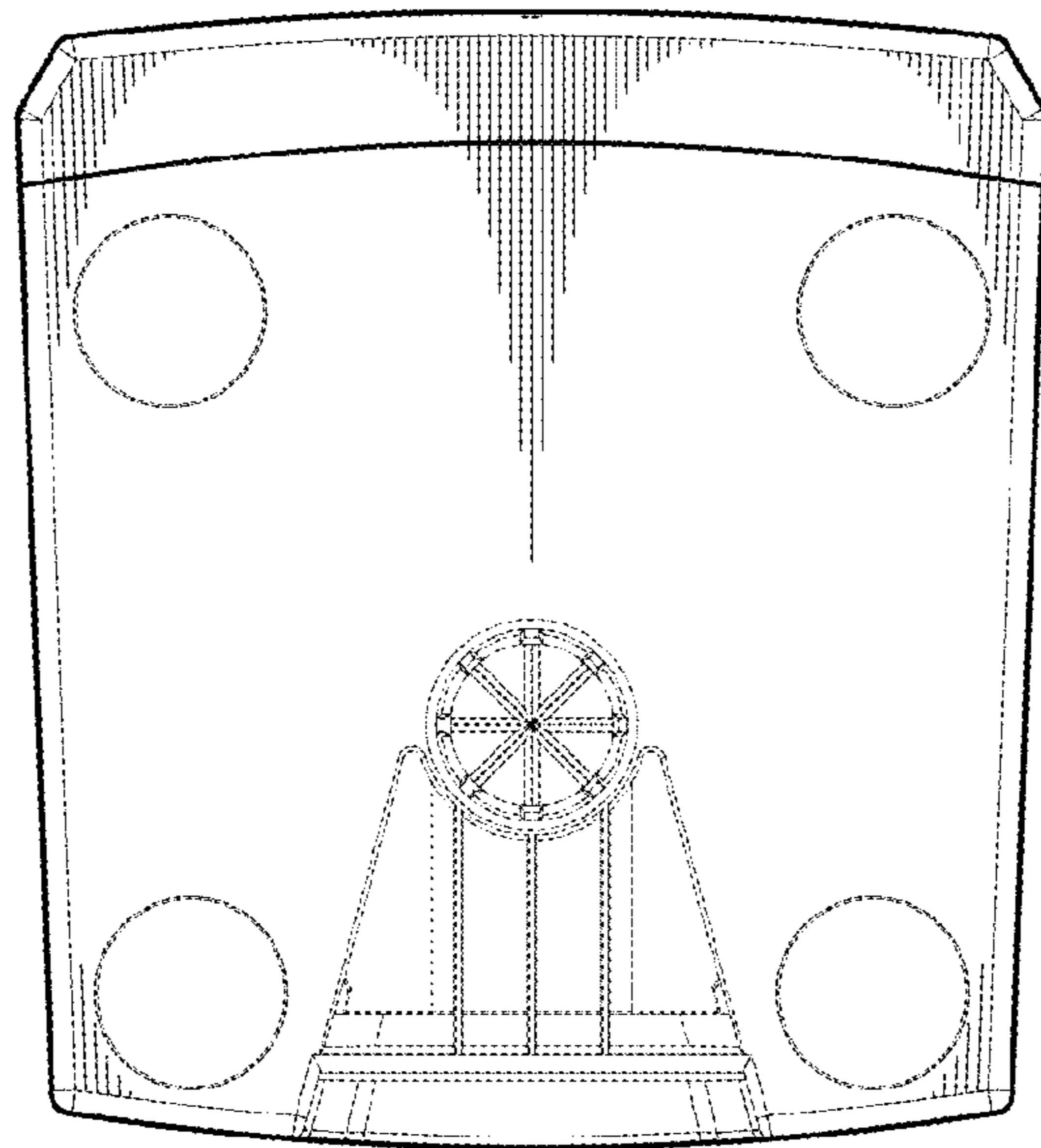
*Fig. 3.*



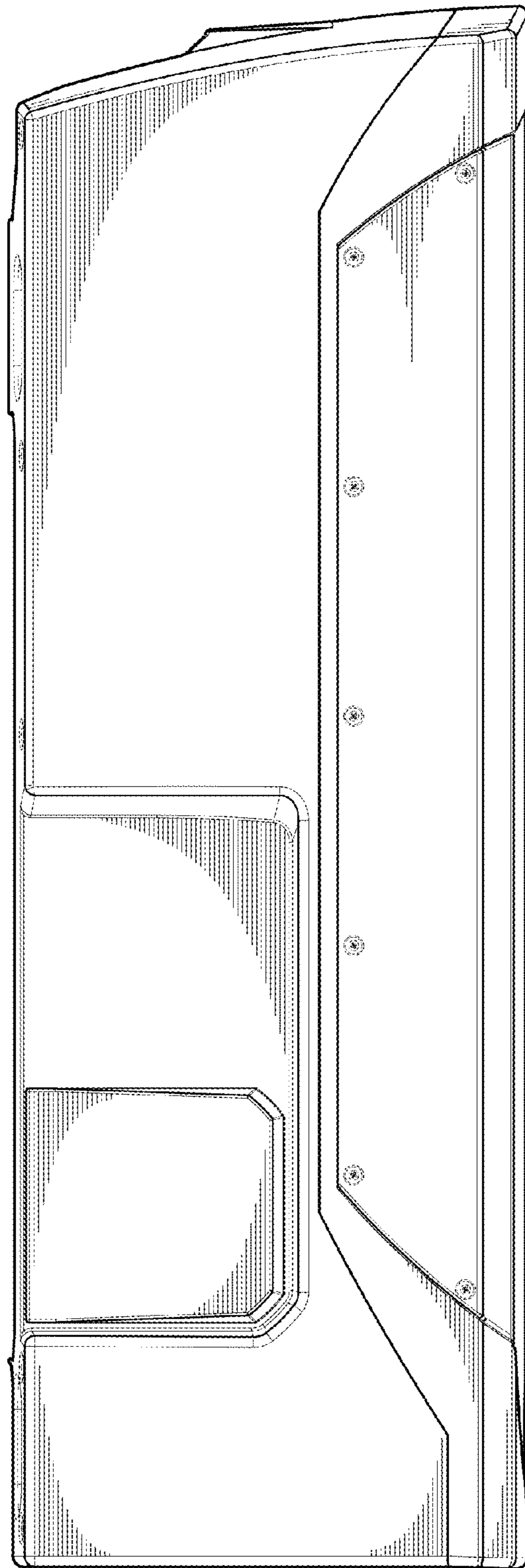
*Fig. 4.*



*Fig. 5.*

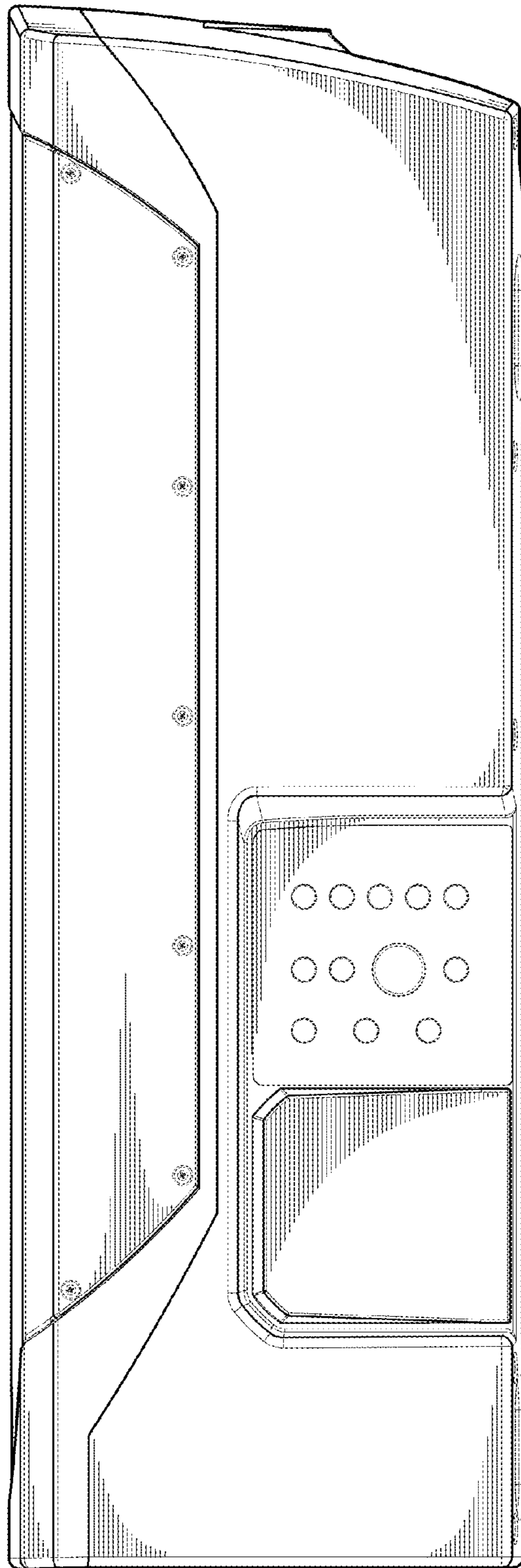


*Fig. 6.*



*Fig. 7.*





*Fig. 8.*