



US00D762169S

(12) **United States Design Patent**
Lei

(10) **Patent No.:** **US D762,169 S**
(45) **Date of Patent:** **** *Jul. 26, 2016**

(54) **POWER BANK**
(71) Applicant: **SHENZHEN LIKKPOWER ELECTRONICS CO., LTD.**, Shenzhen (CN)
(72) Inventor: **Canhuo Lei**, Shenzhen (CN)
(73) Assignee: **SHENZHEN LIKKPOWER ELECTRONICS CO., LTD.**, Shenzhen (CN)

D691,554 S * 10/2013 Tanaka D13/110
D696,195 S * 12/2013 Wen D13/110
D699,177 S * 2/2014 Higashi D13/103
D702,239 S * 4/2014 Lee D14/432
D705,719 S * 5/2014 Wong D13/103
D713,786 S * 9/2014 Wen D13/103
D720,687 S * 1/2015 Hasbrook D13/103
D722,961 S * 2/2015 Lin D13/103
D728,467 S * 5/2015 Hasbrook D13/103
D733,043 S * 6/2015 Hasbrook D13/103
D739,347 S * 9/2015 Huang D13/110
2015/0171386 A1* 6/2015 Yang H01M 2/1022
429/163

(*) Notice: This patent is subject to a terminal disclaimer.

(**) Term: **14 Years**

(21) Appl. No.: **29/511,068**

(22) Filed: **Dec. 5, 2014**

(30) **Foreign Application Priority Data**

Jul. 17, 2014 (CN) 2014 3 0242792

(51) **LOC (10) Cl.** **13-02**

(52) **U.S. Cl.**
USPC **D13/108**

(58) **Field of Classification Search**
USPC D13/102-110, 118-122, 133, 137.1, D13/184, 199; D14/217, 240, 251, 299, D14/356, 432-434; 174/53, 54, 59, 61; 320/107-115; 439/103-105, 131, 172, 439/626, 628, 638; 361/679.01; 363/142, 363/146

CPC H02M 1/10; H05K 5/00; H01R 27/00; H01R 29/00; H01R 31/065; H01R 13/652; H01R 13/6675; Y02E 60/12

See application file for complete search history.

(56) **References Cited**

U.S. PATENT DOCUMENTS

D661,249 S * 6/2012 Smith D13/110
D678,188 S * 3/2013 Sasada D13/103

OTHER PUBLICATIONS

EC Technology 2nd Gen 22400mAh Battery with USB Output for Smartphones and Tablets, posting date not given [online], [site visited Nov. 18, 2015] See Review posted by IrvPost on Dec. 16, 2013. Available from Internet, <URL: http://www.amazon.com/s/ref=nb_sb_ss_c_0_7?url=search-alias%3Dmobile&field-keywords=ec+technology.html>.*

* cited by examiner

Primary Examiner — Karen S Acker

Assistant Examiner — Carmen Arellano-Lado

(74) *Attorney, Agent, or Firm* — Polsinelli PC

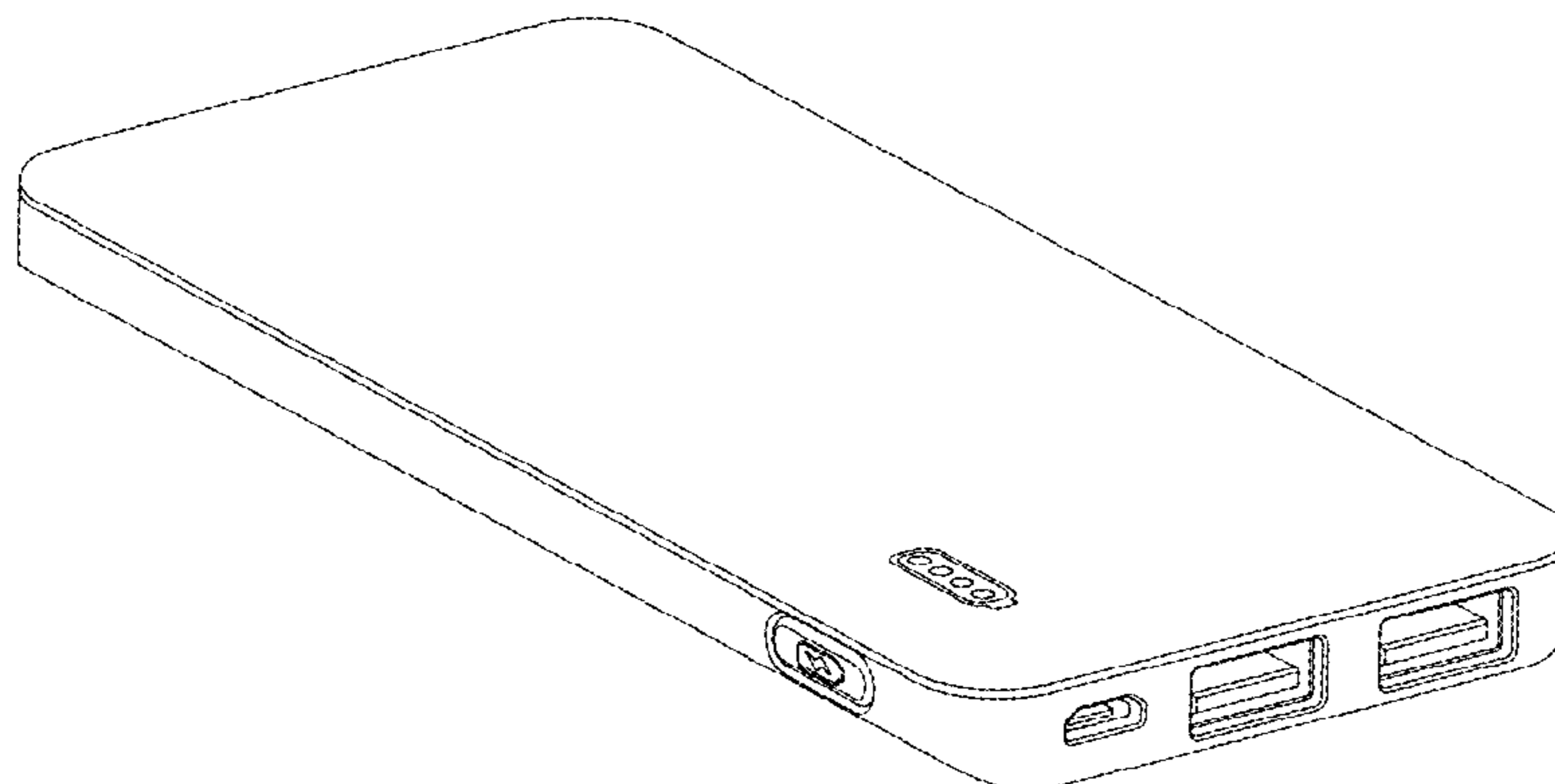
(57) **CLAIM**

The ornamental design for a power bank, as shown and described.

DESCRIPTION

FIG. 1 is a perspective view of the power bank;
FIG. 2 is a front view of the power bank;
FIG. 3 is a back view of the power bank;
FIG. 4 is a left side view of the power bank;
FIG. 5 is a right side view of the power bank; and
FIG. 6 is a top view of the power bank; and,
FIG. 7 is a bottom view of the power bank.

1 Claim, 2 Drawing Sheets



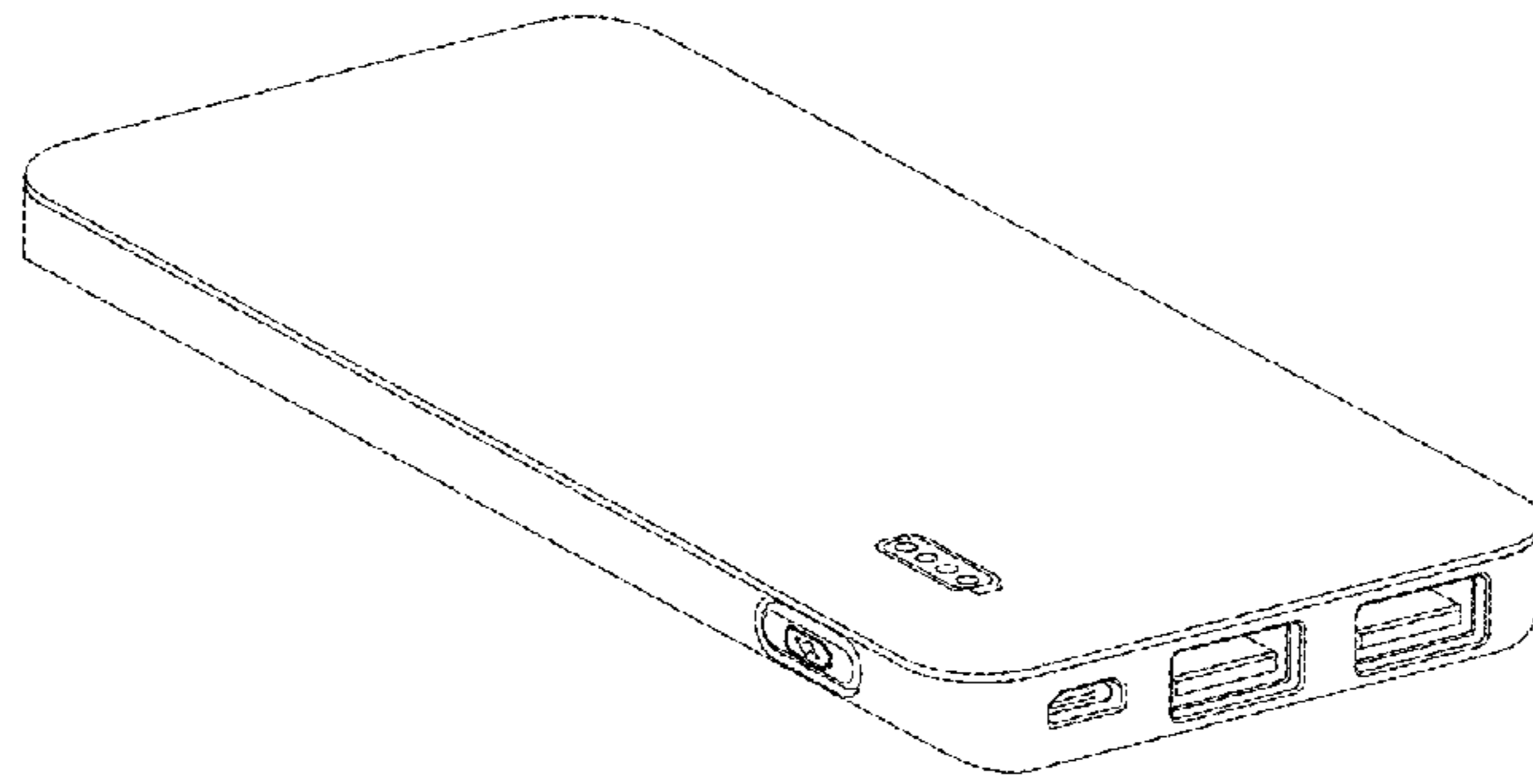


FIG.1



FIG.2



FIG.3




FIG.4

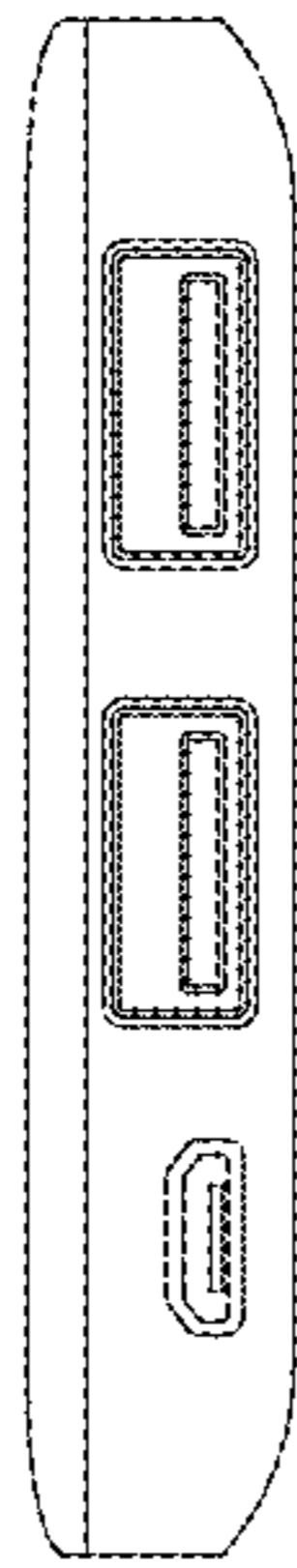


FIG. 5




FIG. 6




FIG. 7