



US00D762155S

(12) **United States Design Patent**  
**Juergens et al.**

(10) **Patent No.:** **US D762,155 S**  
(45) **Date of Patent:** **\*\* Jul. 26, 2016**

- (54) **VEHICLE WHEEL**
- (71) Applicant: **Bayerische Motoren Werke Aktiengesellschaft, Munich (DE)**
- (72) Inventors: **Dirk Juergens, Munich (DE); Rainer Mueller, Munich (DE)**
- (73) Assignee: **Bayerische Motoren Werke Aktiengesellschaft, Munich (DE)**
- (\*\*) Term: **14 Years**
- (21) Appl. No.: **29/511,038**
- (22) Filed: **Dec. 5, 2014**
- (51) **LOC (10) Cl.** ..... **12-16**
- (52) **U.S. Cl.**  
USPC ..... **D12/211**
- (58) **Field of Classification Search**  
USPC ..... D12/204–213  
CPC ..... B60B 7/00; B60B 7/02; B60B 7/04; B60B 7/01; B60B 7/06; B60B 3/02; B60B 3/04; B60B 3/06; B60B 3/10; B60B 1/00; B60B 1/08; B60B 1/10; B60B 1/12  
See application file for complete search history.

D605,574 S *	12/2009	Abdallah .....	D12/211
D618,152 S	6/2010	Juergens et al.	
D629,733 S *	12/2010	Tirado .....	D12/211
D645,389 S	9/2011	Nissl	
D652,363 S *	1/2012	Chung .....	D12/211
D673,099 S *	12/2012	Ender .....	D12/211
D686,966 S	7/2013	Pollmann	
D726,091 S *	4/2015	Mays .....	D12/211
D726,623 S *	4/2015	Alfonso .....	D12/211
D741,238 S *	10/2015	Chung .....	D12/209
D747,247 S *	1/2016	Juergens .....	D12/209
D749,029 S *	2/2016	Wheel .....	D12/211

**FOREIGN PATENT DOCUMENTS**

EM	000255609-0004	2/2005
EM	001636978-0001	11/2010
EM	001636978-0020	11/2010
EM	002156554-0011	1/2013
WO	DM/056821	9/2001

\* cited by examiner

*Primary Examiner* — Stacia Cadmus

(74) *Attorney, Agent, or Firm* — Crowell & Moring LLP

(57) **CLAIM**

The ornamental design for a vehicle wheel, as shown and described.

**DESCRIPTION**

FIG. 1 is a perspective view of a vehicle wheel according to the design;  
 FIG. 2 is an additional perspective view thereof;  
 FIG. 3 is an additional perspective view thereof;  
 FIG. 4 is a front view thereof;  
 FIG. 5 is a rear view thereof in a lighter gray scale, representing environmental features that form no part of the claimed design; and,  
 FIG. 6 is a side view thereof.

**1 Claim, 6 Drawing Sheets**

(56) **References Cited**

**U.S. PATENT DOCUMENTS**

D428,846 S *	8/2000	Yoshida .....	D12/211
D429,681 S *	8/2000	Cullen .....	D12/211
D432,974 S *	10/2000	Jablonski .....	D12/211
D450,650 S *	11/2001	Cinibulk .....	D12/211
D478,307 S *	8/2003	Maifrini .....	D12/211
D495,652 S *	9/2004	James .....	D12/211
D522,432 S *	6/2006	Pfeiffer .....	D12/209
D524,217 S *	7/2006	Aoki .....	D12/211
D551,609 S *	9/2007	Hettler .....	D12/211
D552,525 S *	10/2007	Celik .....	D12/211
D589,428 S *	3/2009	Scheu .....	D12/211







Fig. 1



Fig. 2



Fig. 3



Fig. 4




Fig. 5




Fig. 6