



US00D762147S

(12) **United States Design Patent**  
**Messale et al.**

(10) **Patent No.:** **US D762,147 S**  
(45) **Date of Patent:** **\*\* Jul. 26, 2016**

(54) **VEHICLE FRONT SIDE LOWER BUMPER COVER**

(71) Applicant: **Ford Motor Company**, Dearborn, MI (US)

(72) Inventors: **Claudio Messale**, Cologne (DE);  
**Roberto Giachin**, Zuelpich (DE);  
**Thomas Morel**, Dusseldorf (DE);  
**Domenico Tonello**, Cologne (DE)

(73) Assignee: **Ford Motor Company**, Dearborn, MI (US)

(\*\*) Term: **14 Years**

(21) Appl. No.: **29/520,104**

(22) Filed: **Mar. 11, 2015**

(30) **Foreign Application Priority Data**

Sep. 18, 2014 (DE) ..... 40 2014 100 888

(51) **LOC (10) Cl.** ..... **12-16**

(52) **U.S. Cl.**  
USPC ..... **D12/169**

(58) **Field of Classification Search**  
USPC ..... D12/169, 216, 90-92, 86, 171, 196,  
D12/163; 293/102, 113, 115, 117, 120;  
296/180.1, 180.2  
CPC . B60R 19/52; B60R 2019/25; B62D 25/0845  
See application file for complete search history.

(56) **References Cited**

U.S. PATENT DOCUMENTS

D542,196 S *	5/2007	Levy .....	D12/169
D592,571 S *	5/2009	Golden .....	D12/169
D592,572 S *	5/2009	Golden .....	D12/169
D594,391 S *	6/2009	Bhambra .....	D12/169
D601,063 S *	9/2009	Lamm .....	D12/169
D749,470 S *	2/2016	Behmer .....	D12/169
D751,007 S *	3/2016	Curic .....	D12/169

\* cited by examiner

*Primary Examiner* — Melody N Brown

(74) *Attorney, Agent, or Firm* — Damian Porcari


(57) **CLAIM**


The ornamental design for a vehicle front side lower bumper cover, as shown and described.

**DESCRIPTION**

FIG. 1 is a top front perspective view of the left vehicle front side lower bumper cover (the right vehicle front side lower bumper cover being a mirror image and is not shown); FIG. 2 is a bottom front perspective view thereof; FIG. 3 is a top rear perspective view thereof; FIG. 4 is a front elevational view thereof; FIG. 5 is a rear elevational view thereof; FIG. 6 is a left side elevational view thereof; FIG. 7 is a right side elevational view thereof; FIG. 8 is a top plan view thereof; and, FIG. 9 is a bottom plan view thereof.

**1 Claim, 9 Drawing Sheets**





*Figure 1*

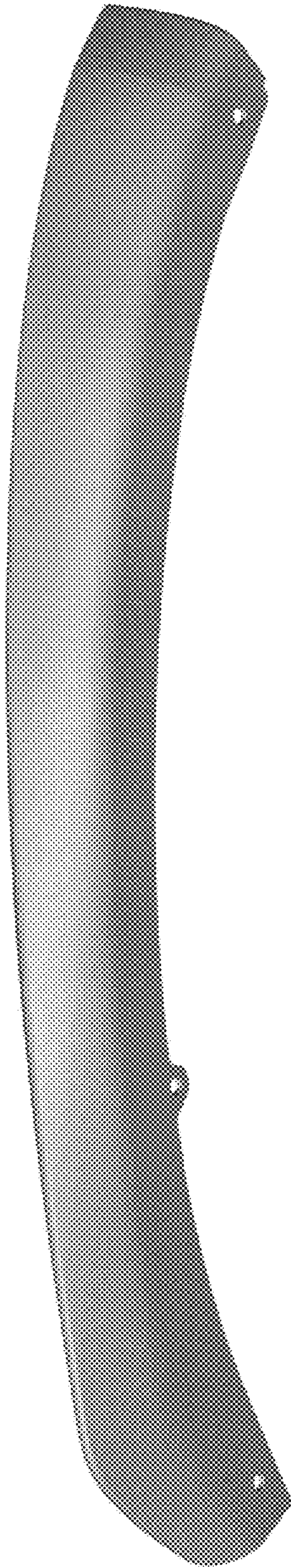


Figure 2

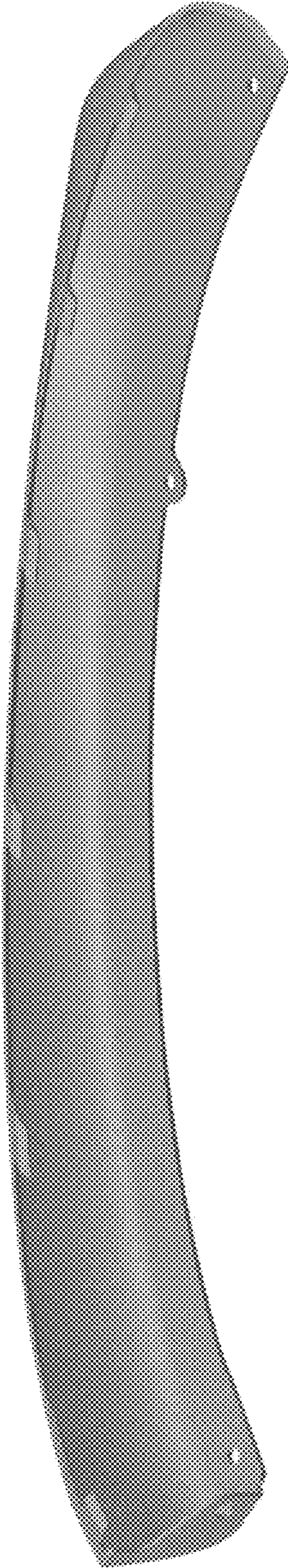


Figure 3




Figure 4




Figure 5




Figure 6




Figure 7



Figure 8




Figure 9

